

# 燁星集團控股有限公司 YE XING GROUP HOLDINGS LIMITED

(Incorporated in the Cayman Islands with limited liability)

(於開曼群島註冊成立之有限公司)

(Stock Code 股份代號: 1941)

## 2024 INTERIM REPORT 中期報告



Corporate Information	公司資料	02
Financial Highlights	財務摘要	05
Definitions	釋義	07
Management Discussion and Analysis	管理層討論與分析	10
Corporate Governance and Other Information	企業管治及其他資料	32
Report on Review of Interim Financial Information	中期財務資料審閱報告	43
Condensed Consolidated Statement of Profit or Loss and Other Comprehensive Income	簡明綜合損益及其他全面收益表	45
Condensed Consolidated Statement of Financial Position	簡明綜合財務狀況表	46
Condensed Consolidated Statement of Changes in Equity	簡明綜合權益變動表	48
Condensed Consolidated Statement of Cash Flows	簡明綜合現金流量表	49
Notes to the Condensed Consolidated Financial Statements	簡明綜合財務報表附註	51





## Corporate Information

### 公司資料

#### BOARD OF DIRECTORS

##### Executive Directors

Mr. Zhao Weihao (趙偉豪先生)  
Ms. Wu Guoqing (吳國卿女士) (*Chairman*)  
Ms. Li Yin Ping (李燕萍女士)  
Ms. Zhang Chunying (張春英女士)

##### Non-executive Director

Mr. Li Yifan (李一凡先生)

##### Independent Non-executive Directors

Mr. Chan Cheong Tat (陳昌達先生)  
Mr. Cheung Wai Hung (張偉雄先生)  
Ms. Chen Weijie (陳維潔女士)  
Mr. Leung Ka Wo (梁家和先生)

#### AUDIT COMMITTEE

Mr. Chan Cheong Tat (陳昌達先生) (*Chairman*)  
Mr. Cheung Wai Hung (張偉雄先生)  
Ms. Chen Weijie (陳維潔女士)  
Mr. Leung Ka Wo (梁家和先生)

#### REMUNERATION COMMITTEE

Ms. Chen Weijie (陳維潔女士) (*Chairman*)  
Mr. Cheung Wai Hung (張偉雄先生)  
Mr. Chan Cheong Tat (陳昌達先生)  
Mr. Leung Ka Wo (梁家和先生)

#### NOMINATION COMMITTEE

Mr. Cheung Wai Hung (張偉雄先生) (*Chairman*)  
Mr. Chan Cheong Tat (陳昌達先生)  
Ms. Chen Weijie (陳維潔女士)  
Mr. Leung Ka Wo (梁家和先生)

#### COMPANY SECRETARY

Ms. Ng Sau Mei (伍秀薇女士) (*FCG, HKFCG*)

#### 董事會

##### 執行董事

趙偉豪先生  
吳國卿女士 (*主席*)  
李燕萍女士  
張春英女士

##### 非執行董事

李一凡先生

##### 獨立非執行董事

陳昌達先生  
張偉雄先生  
陳維潔女士  
梁家和先生

#### 審核委員會

陳昌達先生 (*主席*)  
張偉雄先生  
陳維潔女士  
梁家和先生

#### 薪酬委員會

陳維潔女士 (*主席*)  
張偉雄先生  
陳昌達先生  
梁家和先生

#### 提名委員會

張偉雄先生 (*主席*)  
陳昌達先生  
陳維潔女士  
梁家和先生

#### 公司秘書

伍秀薇女士 (*FCG, HKFCG*)





## AUTHORISED REPRESENTATIVES

Ms. Wu Guoqing (吳國卿女士)  
Ms. Ng Sau Mei (伍秀薇女士)

## AUDITOR

Crowe (HK) CPA Limited

## HONG KONG LEGAL ADVISER

Jingtian & Gongcheng LLP

## PRC LEGAL ADVISER

Commerce & Finance Law Offices

## COMPANY WEBSITE

[www.hongkunjwuye.com](http://www.hongkunjwuye.com)

## STOCK CODE

1941

## PRINCIPAL BANKERS

China Construction Bank  
– Beijing Xihongmen Branch  
China Minsheng Bank  
– Beijing Daxing Branch  
Bank of Communications  
– Baoding Zhuozhou Branch  
China Construction Bank  
– Xianghe Branch  
Industrial and Commercial Bank of China  
– Sanya Branch  
Industrial and Commercial Bank of China  
– Dongfang Branch

## REGISTERED OFFICE IN THE CAYMAN ISLANDS

Windward 3  
Regatta Office Park  
PO Box 1350  
Grand Cayman KY1-1108  
Cayman Islands

## 授權代表

吳國卿女士  
伍秀薇女士

## 核數師

國富浩華(香港)會計師事務所有限公司

## 香港法律顧問

競天公誠律師事務所有限法律責任合夥

## 中國法律顧問

通商律師事務所

## 公司網址

[www.hongkunjwuye.com](http://www.hongkunjwuye.com)

## 股份代號

1941

## 主要往來銀行

中國建設銀行  
– 北京西紅門支行  
中國民生銀行  
– 北京大興支行  
交通銀行  
– 保定涿州支行  
中國建設銀行  
– 香河支行  
中國工商銀行  
– 三亞分行  
中國工商銀行  
– 東方支行

## 開曼群島註冊辦事處

Windward 3  
Regatta Office Park  
PO Box 1350  
Grand Cayman KY1-1108  
Cayman Islands





### PRINCIPAL PLACE OF BUSINESS IN THE PRC

Room 108  
No. 45 Xinrong North Street  
Xihongmen, Daxing District  
Beijing, PRC

### 中國主要營業地點

中國北京  
大興區西紅門  
欣榮北大街45號院  
108號

### PRINCIPAL PLACE OF BUSINESS IN HONG KONG

31/F, Tower Two, Times Square  
1 Matheson Street  
Causeway Bay  
Hong Kong

### 香港主要營業地點

香港  
銅鑼灣  
勿地臣街1號  
時代廣場二座31樓

### PRINCIPAL SHARE REGISTRAR AND TRANSFER OFFICE IN THE CAYMAN ISLANDS

Ocorian Trust (Cayman) Limited  
Windward 3  
Regatta Office Park  
PO Box 1350  
Grand Cayman KY1-1108  
Cayman Islands

### 開曼群島股份過戶登記總處

Ocorian Trust (Cayman) Limited  
Windward 3  
Regatta Office Park  
PO Box 1350  
Grand Cayman KY1-1108  
Cayman Islands

### HONG KONG BRANCH SHARE REGISTRAR AND TRANSFER OFFICE

Tricor Investor Services Limited  
17/F, Far East Finance Centre  
16 Harcourt Road  
Hong Kong

### 香港股份過戶登記分處

卓佳證券登記有限公司  
香港  
夏慤道16號  
遠東金融中心17樓



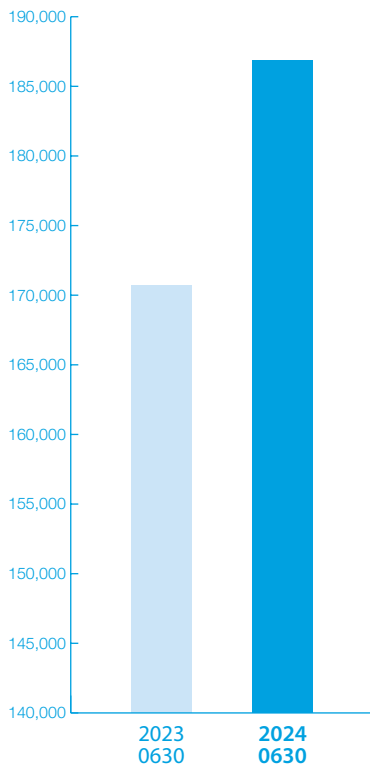
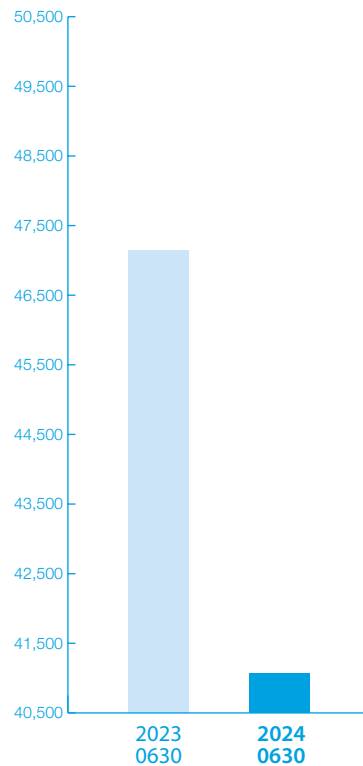
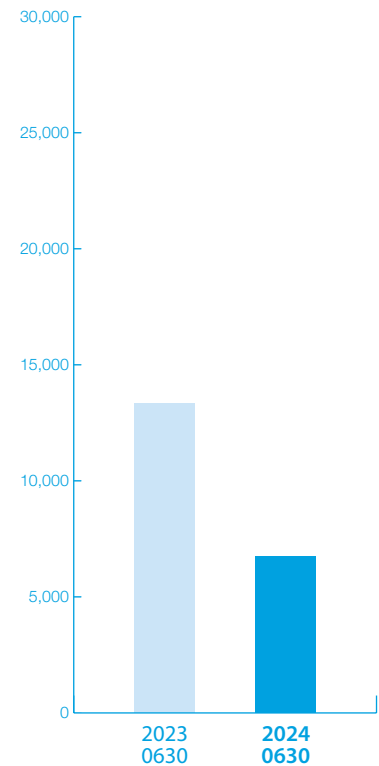
## RESULTS HIGHLIGHTS

## 業績摘要

## Six months ended 30 June

截至六月三十日止六個月

		2024 二零二四年 RMB'000 人民幣千元 (unaudited) (未經審計)	2023 二零二三年 RMB'000 人民幣千元 (unaudited) (未經審計)
Revenue	收益	186,856	170,728
Gross profit	毛利	41,067	47,141
Net profit	淨利潤	6,726	13,345
Earnings per share (RMB cent) – Basic	每股盈利(人民幣分) – 基本	1.64	3.29

Revenue  
收益RMB'000  
人民幣千元Gross Profit  
毛利RMB'000  
人民幣千元Net Profit  
淨利潤RMB'000  
人民幣千元



## THE BREAKDOWN OF TOTAL REVENUE BY TYPE OF SERVICES 按服務類型劃分的總收益明細

		Six months ended 30 June 截至六月三十日止六個月	
		2024 二零二四年 RMB'000 人民幣千元 (unaudited) (未經審計)	2023 二零二三年 RMB'000 人民幣千元 (unaudited) (未經審計)
Property management services	物業管理服務	157,927	147,707
Property developer related services	物業開發商相關服務	4,014	3,073
Value-added services	增值服務	24,915	19,948
Total	總計	186,856	170,728

## SUMMARY OF BALANCE SHEET

## 資產負債表摘要

		As at 30 June 2024 於二零二四年 六月三十日 RMB'000 人民幣千元 (unaudited) (未經審計)	As at 31 December 2023 於二零二三年 十二月三十一日 RMB'000 人民幣千元 (audited) (經審計)
Total assets	總資產	468,303	439,484
Total liabilities	總負債	225,673	203,610
Total equity	總權益	242,630	235,874



In this interim report, unless the context otherwise requires, the following terms shall have the meanings set out below. 於本中期報告內，除文章另有所指者外，以下詞彙具有下列含義。

<p>“Audit Committee” 「審核委員會」</p>	<p>the audit committee established by the Board to supervise the Company’s accounting and financial reporting procedures and review the Company’s financial statements 由董事會設立的審核委員會，以監察本公司的會計和財務報告程序以及審閱本公司財務報表</p>
<p>“Beijing Herun” 「北京合潤」</p>	<p>Beijing Herun Asset Management Company Limited* (北京合潤資產管理有限公司), a limited liability company established under the laws of the PRC on 13 November 2013 and owned by Mr. Zhao Weihao and Ms. Wu Hong as to 99% and 1%, respectively 北京合潤資產管理有限公司，一間於二零一三年十一月十三日根據中國法律成立的有限公司，以及由趙偉豪先生及吳虹女士分別擁有99%及1%</p>
<p>“Beijing Hongkun” 「北京鴻坤」</p>	<p>Beijing Hongkun Ruibang Property Management Company Limited* (北京鴻坤瑞邦物業管理有限公司), a limited liability company established under the laws of the PRC on 18 June 2003 and a wholly-owned subsidiary of our Company 北京鴻坤瑞邦物業管理有限公司，一間於二零零三年六月十八日根據中國法律成立的有限公司，為本公司的一間全資附屬公司</p>
<p>“Board” or “Board of Directors” 「董事會」</p>	<p>the board of Directors of our Company 本公司董事會</p>
<p>“Company” or “our Company” 「本公司」或「公司」</p>	<p>Ye Xing Group Holdings Limited (燁星集團控股有限公司), an exempted company incorporated in the Cayman Islands with limited liability on 26 March 2019 燁星集團控股有限公司，一間於二零一九年三月二十六日在開曼群島註冊成立的獲豁免有限公司</p>
<p>“controlling Shareholder(s)” 「控股股東」</p>	<p>has the meaning ascribed thereto under the Listing Rules 具有上市規則所賦予該詞的涵義</p>
<p>“Corporate Governance Code” 「企業管治守則」</p>	<p>the Corporate Governance Code contained in Appendix C1 to the Listing Rules 上市規則附錄C1所載的企業管治守則</p>
<p>“Deed of Acting in Concert” 「一致行動契據」</p>	<p>the deed of acting in concert dated 24 July 2019 and executed by Mr. Zhao Weihao, Ms. Wu Hong and Mr. Zhao Bin whereby they confirmed their acting in concert arrangements as more particularly set out in “Relationship with Controlling Shareholders and Parent Group – Our Controlling Shareholders – Deed of Acting in Concert” in the Prospectus. Ms. Wu Hong is Mr. Zhao Bin’s spouse and Mr. Zhao Weihao is their son. They are together our controlling Shareholders 由趙偉豪先生、吳虹女士和趙彬先生簽署的日期為二零一九年七月二十四日的一致行動契據，據此，彼等確認了彼等的一致行動安排，更多詳情載於招股章程中的「與控股股東及母集團的關係－我們的控股股東－一致行動契據」中。吳虹女士是趙彬先生的配偶，趙偉豪先生是他們的兒子。彼等共同是我們的控股股東</p>







## Definitions

### 釋義

“Director(s)” 「董事」	the director(s) of our Company 本公司的董事
“GFA” 「建築面積」	gross floor area 建築面積
“Group”, “Ye Xing Group”, “our Group”, “we” or “us” 「本集團」、「燁星集團」或「我們」	our Company, its subsidiaries, and Chinese entities controlled by the Company through contractual arrangements 本公司、其附屬公司及透過合約安排受本公司控制的中國實體
“HK\$” 「港元」	Hong Kong dollars, the lawful currency of Hong Kong 香港法定貨幣港元
“Hong Kong” 「香港」	the Hong Kong Special Administrative Region of the PRC 中國香港特別行政區
“Hongkun Group” 「鴻坤集團」	Hongkun Jituan Company Limited* (鴻坤集團有限公司) and its subsidiaries, associated companies and joint ventures 鴻坤集團有限公司及其附屬公司、聯營公司及合營企業
“Independent Third Party” 「獨立第三方」	third party who is not connected with any of our Directors or controlling Shareholders or any of our subsidiaries or any of our respective associates (within the meaning of the Listing Rules) 與我們的任何董事或控股股東或我們的任何附屬公司或任何各自聯繫人(定義見上市規則)概無關連的第三方
“Jiangsu Wanhao” 「江蘇萬豪」	Jiangsu Wanhao Property Management Co., Ltd.* (江蘇萬豪物業服務有限公司), a limited liability company incorporated in the PRC on 24 September 2003 江蘇萬豪物業服務有限公司，一間於二零零三年九月二十四日在中國註冊成立的有限責任公司
“Listing” 「上市」	the listing of the Shares on the Main Board of the Stock Exchange on 13 March 2020 股份於二零二零年三月十三日在聯交所主板上市
“Listing Date” 「上市日期」	13 March 2020, being the date on which the Shares were listed on the Stock Exchange 二零二零年三月十三日，即股份於聯交所上市日期
“Listing Rules” 「上市規則」	the Rules Governing the Listing of Securities on The Stock Exchange of Hong Kong Limited, as amended or supplemented from time to time 香港聯合交易所有限公司證券上市規則，經不時修訂或補充
“Model Code” 「標準守則」	the Model Code for Securities Transactions by Directors of Listed Issuers as set out in Appendix C3 to the Listing Rules 上市規則附錄C3所載的上市發行人董事進行證券交易的標準守則



“Parent Group” 「母集團」	Beijing Herun and its subsidiaries, associated companies and joint ventures 北京合潤及其附屬公司、聯營公司及合營企業
“PRC” or “China” 「中國」	the People’s Republic of China, for the purposes of this interim report, excludes Hong Kong, the Macao Special Administrative Region of the PRC and Taiwan 中華人民共和國，就本中期報告而言，不包括香港、中國澳門特別行政區和台灣
“Prospectus” 「招股章程」	the prospectus dated 28 February 2020 issued by the Company, which relates to the Listing 本公司刊發日期為二零二零年二月二十八日的招股章程，內容有關上市
“Remuneration Committee” 「薪酬委員會」	the remuneration committee of the Board 董事會薪酬委員會
“Reporting Period” 「報告期」	the six months ended 30 June 2024 截至二零二四年六月三十日止六個月
“RMB” 「人民幣」	Renminbi, China’s lawful currency 中國法定貨幣人民幣
“SFO” 「證券及期貨條例」	the Securities and Futures Ordinance (Chapter 571 of the Laws of Hong Kong) 香港法例第571章證券及期貨條例
“Share(s)” 「股份」	ordinary share(s) with a nominal value of HK\$0.01 each in the share capital of the Company 本公司股本中每股面值0.01港元的普通股
“Shareholder(s)” 「股東」	holder(s) of the Share(s) 股份持有人
“sq.m.” 「平方米」	square meter 平方米
“Stock Exchange” 「聯交所」	The Stock Exchange of Hong Kong Limited 香港聯合交易所有限公司

\* For identification purpose only

\* 僅供識別





# Management Discussion and Analysis

## 管理層討論與分析

### BUSINESS REVIEW

#### Business Overview

The Group is a reputable property management service provider offering comprehensive property management and related services for residential and non-residential properties in the PRC. Its parent group, Hongkun Group, is a leading property developer in the Beijing-Tianjin-Hebei Region and has been ranked among the Top 100 Property Developers in the PRC\* (中國房地產開發企業百強). The Group had been ranked one of the Top 100 Property Management Companies in the PRC\* (中國物業服務百強企業) by China Index Academy\* (中國指數研究院) for six consecutive years since 2016 and ranked 40th among the Top 100 Property Management Companies in the PRC\* (中國物業服務百強企業) in 2021. Through upholding the Group's service philosophy of "creating an enjoyable living environment (讓人們住得開心)" and the dedication to the Group's core values of "friendliness, persistence, innovation and excellence" in delivering its services, the Group envisions to become an outstanding property management service provider in the PRC. As at 30 June 2024, the Group provided property management services to properties spanning across 15 cities in the Beijing-Tianjin-Hebei Region, Hainan Province, Hubei Province, Anhui Province, Jiangsu Province and Shanghai, managing a total revenue-bearing GFA of approximately 13.1 million sq.m., comprising 63 residential properties (with over 98,000 units in total) and 19 non-residential properties.

For the six months ended 30 June 2024, the Company generated revenue of approximately RMB186.9 million, representing an increase of approximately 9.5% as compared with the corresponding period in 2023; realised gross profit of approximately RMB41.1 million, representing a decrease of about 12.7% as compared with the corresponding period in 2023. The profit and total comprehensive income amounted to approximately RMB6.7 million, representing a decrease of approximately 49.6% as compared with the corresponding period in 2023. The gross profit margin and net profit margin for the six months ended 30 June 2024 were 22.0% and 3.6%, respectively, representing a decrease of 5.6 percentage points and 4.2 percentage points as compared with the corresponding period in 2023, respectively.

### 業務回顧

#### 業務概覽

本集團是信譽卓越的物業管理服務供應商，向中國住宅及非住宅物業提供全面的物業管理及相關服務。其母集團鴻坤集團為京津冀地區的領先物業開發商，並已入選中國房地產開發企業百強。本集團自二零一六年起曾連續六年入選中國指數研究院評選的中國物業服務百強企業，而且於二零二一年在中國物業服務百強企業排名第40。通過秉承本集團「讓人們住得開心」的服務理念並在提供服務時堅守本集團「友善、堅韌、創新、卓越」的核心價值，本集團的願景是成為中國卓越的物業管理服務供應商。於二零二四年六月三十日，本集團在遍及京津冀地區、海南省、湖北省、安徽省、江蘇省及上海市的十五個城市提供物業管理服務，管理總收益建築面積約13.1百萬平方米，包括63項住宅物業（總共超過98,000個單位）及19項非住宅物業。

截至二零二四年六月三十日止六個月，本公司實現收益約人民幣186.9百萬元，同比增加約9.5%；實現毛利約人民幣41.1百萬元，同比減少約12.7%；實現溢利及全面收益總額約人民幣6.7百萬元，同比減少約49.6%。截至二零二四年六月三十日止六個月的毛利率及純利率分別為22.0%及3.6%，相比二零二三年同期分別減少5.6個百分點及4.2個百分點。



## BUSINESS REVIEW (Continued)

### Business Overview (Continued)

As at 30 June 2024, the Group's contracted GFA was approximately 15.8 million sq.m., and the total revenue-bearing GFA under management exceeded 13.1 million sq.m., which is consistent with that as at 31 December 2023; the number of the Group's managed residential property projects was 63, with a total revenue-bearing GFA of approximately 12.2 million sq.m., accounting for 93.5% of total revenue-bearing GFA; the number of the Group's managed non-residential property projects was 19, with a total revenue-bearing GFA of approximately 0.9 million sq.m., accounting for 6.5% of the total revenue-bearing GFA.

The table below sets forth our (i) contracted GFA; (ii) revenue-bearing GFA; and (iii) number of properties under our management in relation to the properties for which we had commenced our provision of property management services, as at the dates indicated:

		As at 30 June 於六月三十日	
		2024 二零二四年	2023 二零二三年
<b>Residential Properties</b>		<b>住宅物業</b>	
Contracted GFA ('000 sq.m.) (Note)	合約建築面積(千平方米)(附註)	13,660	13,241
Revenue-bearing GFA ('000 sq.m.)	收益建築面積(千平方米)	12,272	11,286
Number of properties managed	在管物業數目	63	56
<b>Non-residential Properties</b>		<b>非住宅物業</b>	
Contracted GFA ('000 sq.m.) (Note)	合約建築面積(千平方米)(附註)	2,109	2,109
Revenue-bearing GFA ('000 sq.m.)	收益建築面積(千平方米)	859	859
Number of properties managed	在管物業數目	19	13
<b>Total</b>		<b>總計</b>	
Contracted GFA ('000 sq.m.) (Note)	合約建築面積(千平方米)(附註)	15,769	15,350
Revenue-bearing GFA ('000 sq.m.)	收益建築面積(千平方米)	13,131	12,145
Number of properties managed	在管物業數目	82	69

Note: Contracted GFA refers to the total GFA managed and the total GFA to be managed by the Group under signed property management service agreements.

## 業務回顧(續)

### 業務概覽(續)

於二零二四年六月三十日，本集團的合約建築面積約為15.8百萬平方米，管理總收益建築面積超過13.1百萬平方米，與於二零二三年十二月三十一日相約；本集團在管住宅項目63個，總收益建築面積為約12.2百萬平方米，佔總收益建築面積的93.5%；本集團在管非住宅項目19個，總收益建築面積為約0.9百萬平方米，佔總收益建築面積的6.5%。

下表載列於所示日期我們的(i)合約建築面積；(ii)收益建築面積；及(iii)我們在管物業(就我們已開始為其提供物業管理服務的物業而言)數目：

附註：合約建築面積指本集團根據已簽署的物業管理服務協議，管理的總建築面積及將管理的總建築面積。



# Management Discussion and Analysis

## 管理層討論與分析

### FUTURE OUTLOOK

In the first half of 2024, China's export continued to grow and domestic demand continued to expand. The overall economic situation began to stabilize and rebound from a macro perspective. At the same time, the adjustment of the real estate market has entered a deep-water zone. The property management industry has gradually moved towards marketization and standardization after the development in recent years, and with a gradually sound ecological system. In this context, our Group never forgets the vision of "quality service for life". Based on service standards and guided by customer needs, we insist on refined services, standardized control, and firmly move forward to integrate our services into the better lives of customers.

#### Move forward steadily with integrity and innovation

With a focus on future planning, while consolidating the existing market, our Group relies on its own management scale and advantages in all business formats to continuously increase market expansion efforts, pursue high-quality scale growth, actively lay out new tracks in segmented fields, and strive to build core advantages in residential property, commercial building property and other fields. In the first half of 2024, our Group successfully signed 10 projects from third-party property developers. By focusing on cities through centralized strategies in future, we will continuously increase the density of projects in individual cities, to effectively reduce the costs and increase the efficiency.

At the same time, the Group continues to make efforts in value-added services, including cleaning, greening, elderly-caring delivery, community new model retail, convenient maintenance, space operation, etc. We always adhere to innovation and are committed to the use of advanced technology, and combining our professional skills and scientific management concepts to improve our service quality.

### 未來展望

二零二四年上半年，我國出口持續增長，內需不斷擴大，整體經濟形勢從宏觀上看開始企穩回升。同時，房地產市場調整已經進入深水區，物業管理行業經過近幾年的發展也逐漸走向市場化、規範化，生態體系逐步健全。在此背景下，本集團不忘初心，始終堅持「品質服務生活」的願景，以服務標準為基礎，以客戶需求為導向，堅持精細化服務，標準化管控，堅定向前，推動我們的服務融入客戶的美好生活。

#### 守正拓新 穩健前行

著眼未來規劃，本集團在穩固存量市場的同時，依託自身管理規模及全業態的優勢，不斷加大市場拓展力度，追求有品質的規模增長，在細分領域積極佈局新賽道，傾力打造在住宅物業、商業寫字樓物業等領域的核心優勢。二零二四年上半年，本集團成功簽約10個第三方開發商項目。日後通過集中化策略聚焦城市，不斷提高單城市項目濃密度，將有效降本增效。

與此同時，本集團持續在增值服務領域發力，包括保潔、綠化、養老到家、社區新式零售、便捷維修、空間運營等增值業務。我們始終堅持創新，致力於利用先進科技，結合本身專業技術和科學的管理理念，以提高服務品質。





## FUTURE OUTLOOK (Continued)

### Strengthening quality and reshaping the core

Adhering to the service philosophy of “creating an enjoyable living environment”, our Group always adheres to the customer centric approach and continuously promotes the service of “standardized operation + professional service + market-oriented development”, constantly builds a solid foundation for development and innovates service measures, forming a service loop through demand analysis, research and solution, innovative promotion, feedback and upgrading, in order to improve service standards and quality control systems. We always insist on building the core competitiveness – excellent service capabilities, starting from the entire living cycle of residents, covering 16 major categories of services, with the design of a total of 101 service details, covering every bit of life from the four stages of being prospective property owners, adaptation period, stability period, and being mature property owners. We always take care of every member of a family with a cumulative and persistent attitude and a caring approach.

We are committed to equipping every service staff with a new service concept, a good service attitude, and high-quality service. By providing affectionate and meticulous humanized services, we aim to create a happy experience for our customers. Through refined property management, we ensure that we provide customers with considerate and detailed services.

## 未來展望(續)

### 強化品質 重塑核心

本集團踐行「讓人們住得開心」的服務理念，始終堅持以客戶為中心，持續推進「標準化運營+專業化服務+市場化發展」的服務力，不斷築牢發展根基，創新服務舉措，通過訴求分析、研究解決、創新推廣、回饋升級形成服務閉環，完善服務標準及品質管控體系。我們始終堅持打造核心競爭力—卓越的服務能力，從客戶的整個居住週期入手，涵蓋16大類服務，共101項服務細節的設計，覆蓋從準業主、適應期、穩定期和老業主四個階段生活中的點點滴滴。始終以日積月累、堅持不懈的態度和關愛有加的方式照料到家庭每位成員。

我們致力於讓每一位服務人員都具備全新的服務理念、良好的服務態度、優質的服務品質。以充滿親情的、細緻入微的人性化服務，給客戶創造快樂感受，通過精細化的物業管理保證給予客戶恰好妥貼的細節服務。





## Management Discussion and Analysis

### 管理層討論與分析

#### FUTURE OUTLOOK (Continued)

##### Dedicated to serving and co-creating value

Our Group organically combines property management with value-added services, to achieve equal emphasis on basic property and value-added services. With community operation centers as the core and owners' needs as the guidance, value-added services involve every aspect of owner's life and establish a more harmonious and win-win relationship with owners, enhancing the development momentum and brand strength of the enterprise, and further promoting the development of socialized family service.

Looking ahead to the work in the second half of 2024, in addition to ensuring operating profits, our Group will continue to strengthen the established operating standard system, collaborate with quality control, and provide training for customer butler service. On the basis of the current business, we will do a good job in the extension of diversified business services and fully meet the growing diversified living needs of customers.

In the second half of 2024, all employees of Ye Xing Group will continue to adhere to the market-oriented approach and take customer needs as the foundation to create a service of "love everywhere, life without boundaries, love is close at hand", enable customers' living needs to be fully met in the community, and focus on the core concept of "loving life, loving the environment, and loving goodness", with one heart and one mind to achieve the annual target and tasks. At the same time, we continue to strengthen the quality of customer service, broaden the boundaries of our services, and explore development paths and profit growth points from an innovative perspective, so as to achieve high-quality services and rapid business development, and continue to create greater value for customers, society, and Shareholders.

#### 未來展望 (續)

##### 致力服務 共創價值

本集團將物業管理與增值服務有機結合，實現基礎物業與增值服務並重，以社區運營中心為核心，以業主需求為導向，增值服務涉及到業主生活的點點滴滴，與業主建立更融洽的共贏關係，提升企業發展後勁和品牌實力，進一步推動社會化家庭服務業的發展。

展望二零二四年下半年的工作，本集團除保證經營盈收外，將繼續強化已建立經營標準體系，聯合品控做好客服管家的經營培訓工作，在現在業務的基礎上，做好多元業務服務延展工作，充分滿足客戶日益增長的多元化生活需求。

二零二四年下半年，燁星集團上下全體員工將繼續堅持以市場為導向，以客戶需求為根基，打造「處處有愛，生活不出圈，愛近在咫尺」的服務，讓客戶的生活需求可以在社區被完全滿足，並圍繞著「愛生活、愛環境、愛樂善」的核心理念，同心同德，銳意進取，完成年度既定目標任務。同時，我們繼續夯實客戶服務品質，拓寬服務邊界，以創新的視角探索發展路徑和利潤增長點，實現服務高品質、業務快發展，持續為客戶、為社會、為股東創造更大的價值。



## FINANCIAL REVIEW

### Results of Operations

The Group's revenue was mainly derived from property management services, property developer related services and value-added services. For the six months ended 30 June 2024, the Group's total revenue was approximately RMB186.9 million, representing an increase of approximately RMB16.2 million or approximately 9.5% as compared to that of approximately RMB170.7 million for the corresponding period in 2023. For the six months ended 30 June 2024, the revenue generated from property management services, property developer related services and value-added services contributed approximately 84.5%, 2.1% and 13.4% to the total revenue, respectively.

The following table sets forth a breakdown of our revenue by type of services for the periods indicated:

### 財務回顧

#### 經營業績

本集團的收益主要來自物業管理服務、物業開發商相關服務及增值服務。截至二零二四年六月三十日止六個月，本集團的總收益約為人民幣186.9百萬元，較截至二零二三年同期的約人民幣170.7百萬元增加約人民幣16.2百萬元或約9.5%。截至二零二四年六月三十日止六個月，物業管理服務、物業開發商相關服務及增值服務產生的收益分別約佔總收益的84.5%、2.1%及13.4%。

下表載列於所示期間我們按服務類型劃分的收益明細：

		Six months ended 30 June 截至六月三十日止六個月			
		2024 二零二四年		2023 二零二三年	
		RMB'000 人民幣千元 (unaudited) (未經審計)	%	RMB'000 人民幣千元 (unaudited) (未經審計)	%
Property management services	物業管理服務	157,927	84.5	147,707	86.5
Property developer related services	物業開發商相關服務	4,014	2.1	3,073	1.8
Value-added services	增值服務	24,915	13.4	19,948	11.7
Total	總計	186,856	100.0	170,728	100.0



### FINANCIAL REVIEW (Continued)

#### Property Management Services

The revenue generated from property management services was approximately RMB157.9 million for the six months ended 30 June 2024, increased by approximately RMB10.2 million or about 6.9% as compared to the corresponding period in 2023. The revenue of property management services generated from residential properties was approximately RMB127.5 million, slightly increased by approximately RMB6.7 million or about 5.5% as compared to the corresponding period in 2023. Such increase was mainly due to the increase in number of projects under management and total revenue-bearing GFA, and 2 newly delivered residential properties during the period, which generated a total revenue of approximately RMB2.0 million. The revenue of property management services generated from non-residential properties was approximately RMB30.4 million, increased by approximately RMB3.5 million or about 13.0% as compared to the corresponding period in 2023, primarily because the Group did not renew the service agreements of 2 non-residential properties expired during the period, and the 4 newly signed non-residential properties during the period generated a total revenue of approximately RMB4.8 million. The total revenue-bearing GFA under management increased slightly from approximately 12.1 million sq.m. as at 30 June 2023 to approximately 13.1 million sq.m. as at 30 June 2024.

The following table sets forth a breakdown of our total revenue-bearing GFA and our revenue derived from the property management services by type of properties as at the dates indicated and for the periods indicated:

### 財務回顧 (續)

#### 物業管理服務

截至二零二四年六月三十日止六個月，物業管理服務產生的收益約為人民幣157.9百萬元，同比增加約人民幣10.2百萬元或約6.9%。住宅項目產生的物業管理服務收益約為人民幣127.5百萬元，同比略增加約人民幣6.7百萬元或約5.5%。該增加主要因為在管項目及總收益建築面積增加，以及於期內新交付的兩個住宅項目，共計產生收益約人民幣2.0百萬元。非住宅項目產生的物業管理服務收益約為人民幣30.4百萬元，同比增加約人民幣3.5百萬元或約13.0%，主要由於本集團未為其中兩個於期內到期的非住宅物業續簽服務協議，以及於期內新簽約的四個非住宅項目共計產生收益約人民幣4.8百萬元。總收益建築面積由於二零二三年六月三十日的約12.1百萬平方米略增加至於二零二四年六月三十日的約13.1百萬平方米。

下表載列於所示日期及於所示期間我們總收益建築面積及物業管理服務收益按物業類型劃分的明細：

As at/Six months ended 30 June

於六月三十日/截至該日止六個月

	2024 二零二四年				2023 二零二三年			
	Revenue-bearing GFA 收益建築面積		Revenue 收益		Revenue-bearing GFA 收益建築面積		Revenue 收益	
	'000 sq.m. 千平方米	%	RMB'000 人民幣千元 (unaudited) (未經審計)	%	'000 sq.m. 千平方米	%	RMB'000 人民幣千元 (unaudited) (未經審計)	%
Residential properties 住宅物業	12,272	93.5	127,479	80.7	11,286	92.9	120,769	81.8
Non-residential properties 非住宅物業	859	6.5	30,448	19.3	859	7.1	26,938	18.2
	13,131	100.0	157,927	100.0	12,145	100.0	147,707	100.0

**FINANCIAL REVIEW** (Continued)

**Property Management Services** (Continued)

The following table sets forth a breakdown of our total revenue-bearing GFA and our revenue derived from property management services by type of property developers as at the dates indicated and for the periods indicated:

**財務回顧** (續)

**物業管理服務** (續)

下表載列於所示日期及於所示期間我們總收益建築面積及物業管理服務收益按物業開發商類型劃分的明細：

		As at/Six months ended 30 June 於六月三十日/截至該日止六個月							
		2024 二零二四年				2023 二零二三年			
		Revenue-bearing GFA 收益建築面積		Revenue 收益		Revenue-bearing GFA 收益建築面積		Revenue 收益	
		'000 sq.m. 千平方米	%	RMB'000 人民幣千元 (unaudited) (未經審計)	%	'000 sq.m. 千平方米	%	RMB'000 人民幣千元 (unaudited) (未經審計)	%
Hongkun Group 鴻坤集團		10,222	77.8	134,230	85.0	9,473	78.0	133,109	90.1
Third-party property developers 第三方物業開發商		2,909	22.2	23,697	15.0	2,672	22.0	14,598	9.9
		<b>13,131</b>	<b>100.0</b>	<b>157,927</b>	<b>100.0</b>	<b>12,145</b>	<b>100.0</b>	<b>147,707</b>	<b>100.0</b>



# Management Discussion and Analysis

## 管理層討論與分析

### FINANCIAL REVIEW (Continued)

#### Property Management Services (Continued)

The following table sets forth a breakdown of our total revenue-bearing GFA and our revenue derived from property management services by geographic coverage as at the dates indicated and for the periods indicated:

### 財務回顧 (續)

#### 物業管理服務 (續)

下表載列於所示日期及於所示期間我們總收益建築面積及物業管理服務收益按地理覆蓋範圍劃分的明細：

		As at/Six months ended 30 June 於六月三十日/截至該日止六個月							
		2024 二零二四年				2023 二零二三年			
		Revenue-bearing GFA 收益建築面積		Revenue 收益		Revenue-bearing GFA 收益建築面積		Revenue 收益	
		'000 sq.m. 千平方米	%	RMB'000 人民幣千元	%	'000 sq.m. 千平方米	%	RMB'000 人民幣千元	%
		(unaudited) (未經審計)				(unaudited) (未經審計)			
Beijing	北京	2,721	20.7	49,844	31.6	2,638	21.8	48,343	32.7
Tianjin	天津	1,975	15.0	30,820	19.5	1,550	12.8	26,009	17.6
Hebei Province	河北省	4,196	32.0	41,127	26.0	3,475	28.6	39,839	27.0
Beijing-Tianjin-Hebei Region	京津冀地區	8,892	67.7	121,791	77.1	7,663	63.2	114,191	77.3
Hainan Province	海南省	675	5.1	4,995	3.2	594	4.9	4,596	3.1
Hubei Province	湖北省	810	6.2	9,545	6.0	784	6.5	9,554	6.5
Anhui Province	安徽省	-	-	96	0.1	379	3.1	2,920	2.0
Jiangsu Province	江蘇省	2,716	20.7	16,499	10.4	2,713	22.2	15,265	10.3
Shanghai	上海	-	-	-	-	-	-	615	0.4
Guangdong Province	廣東省	38	0.3	532	0.4	12	0.1	566	0.4
Sichuan Province	四川省	-	-	4,469	2.8	-	-	-	-
		13,131	100.0	157,927	100.0	12,145	100.0	147,707	100.0

**FINANCIAL REVIEW** (Continued)

**Property Developer Related Services**

The revenue generated from property developer related services increased by approximately RMB0.9 million or about 29.0% from approximately RMB3.1 million for the six months ended 30 June 2023 to approximately RMB4.0 million for the six months ended 30 June 2024. The revenue generated from sales assistance services for the six months ended 30 June 2024 was approximately RMB3.5 million, representing an increase of approximately RMB1.0 million or about 40.0% as compared with the corresponding period in 2023.

The following table sets forth a breakdown of number of projects of property developer related services and our revenue derived from property developer related services by geographic coverage as at the dates indicated and for the periods indicated:

**財務回顧** (續)

**物業開發商相關服務**

物業開發商相關服務產生的收益由截至二零二三年六月三十日止六個月的約人民幣3.1百萬元增加約人民幣0.9百萬元或約29.0%至截至二零二四年六月三十日止六個月的約人民幣4.0百萬元。截至二零二四年六月三十日止六個月，協銷服務收益約為人民幣3.5百萬元，同比增加約人民幣1.0百萬元或約40.0%。

下表載列於所示日期及於所示期間物業開發商相關服務項目數目及我們的物業開發商相關服務收益按地理覆蓋範圍劃分的明細：

		As at/Six months ended 30 June 於六月三十日/截至該日止六個月					
		2024 二零二四年			2023 二零二三年		
	Number of projects 項目數目	Revenue 收益		Number of projects 項目數目	Revenue 收益		
		RMB'000 人民幣千元 (unaudited) (未經審計)	%		RMB'000 人民幣千元 (unaudited) (未經審計)	%	
Beijing	北京	-	-	-	-	-	-
Tianjin	天津	1	372	9.3	3	973	31.7
Hebei Province	河北省	2	2,928	72.9	3	1,610	52.4
Beijing-Tianjin-Hebei Region	京津冀地區	3	3,300	82.2	6	2,583	84.1
Hainan Province	海南省	1	65	1.6	1	192	6.2
Hubei Province	湖北省	1	117	2.9	1	61	2.0
Anhui Province	安徽省	1	532	13.3	1	237	7.7
		6	4,014	100.0	9	3,073	100.0



### FINANCIAL REVIEW (Continued)

#### Value-added Services

The revenue generated from value-added services increased by approximately RMB5.0 million or about 25.1% from approximately RMB19.9 million for the six months ended 30 June 2023 to approximately RMB24.9 million for the six months ended 30 June 2024. The increase was mainly due to the increase in number of projects managed, and our Group has invested more resources including setting up a team to expand the value-added services.

The following table sets forth a breakdown of our revenue derived from our value-added services for the periods indicated:

### 財務回顧 (續)

#### 增值服務

增值服務產生的收益由截至二零二三年六月三十日止六個月的約人民幣19.9百萬元增加約人民幣5.0百萬元或約25.1%至截至二零二四年六月三十日止六個月的約人民幣24.9百萬元。增加主要由於在管項目有所增加，及本集團投放了更多資源，包括成立隊伍以擴展增值服務。

下表載列所示期間我們的增值服務收益的明細：

		Six months ended 30 June 截至六月三十日止六個月			
		2024 二零二四年		2023 二零二三年	
		RMB'000 人民幣千元 (unaudited) (未經審計)	%	RMB'000 人民幣千元 (unaudited) (未經審計)	%
Home living services (Note 1)	家居生活服務(附註1)	13,032	52.3	7,761	38.9
Leasing of common areas (Note 2)	出租公共區域(附註2)	10,141	40.7	11,595	58.1
Others	其他	1,742	7.0	592	3.0
		<b>24,915</b>	<b>100.0</b>	<b>19,948</b>	<b>100.0</b>

Notes:

- (1) Our home living services primarily included collection of electricity, air-conditioning and heating fees, and household repair and maintenance services provided to property owners and residents of our managed residential or non-residential properties.
- (2) Our leasing of common areas primarily represented the leasing of certain common areas of our managed residential or non-residential properties to third-party services providers for setting up advertisement lightboxes, distilled water vending machines, screens in lifts and other facilities.

附註：

- (1) 我們的家居生活服務主要包括我們收取電費、空調和取暖費、向我們管理的住宅或非住宅物業的業主及住戶提供家居維修及保養服務。
- (2) 我們的出租公共區域主要指出租我們所管理住宅或非住宅物業的若干公共區域予第三方服務供應商以設立廣告燈箱、蒸餾水售賣機、電梯平板屏幕及其他設施。

## FINANCIAL REVIEW (Continued)

### Cost of Services

Our cost of services primarily consists of (i) labour costs which arose mainly from the security, cleaning and gardening services; (ii) subcontracting cost; (iii) utility expenses; (iv) office expenses; and (v) maintenance costs.

Our cost of services increased by approximately RMB22.2 million or about 18.0% from approximately RMB123.6 million for the six months ended 30 June 2023 to approximately RMB145.8 million for the six months ended 30 June 2024.

To maximise our cost and operational efficiency, we outsource our cleaning, gardening, equipment maintenance, site security services and car park management to subcontractors who are Independent Third Parties. We believe that the subcontracting arrangement allows us to leverage the resources and expertise of the subcontractors, reduce our operating costs, and enhance our overall efficiency and profitability.

### Gross Profit and Gross Profit Margin

For the six months ended 30 June 2024, the gross profit of the Group was approximately RMB41.1 million, representing a decrease of approximately RMB6.0 million or approximately 12.7% as compared to approximately RMB47.1 million for the six months ended 30 June 2023. The gross profit margin was 22.0% for the six months ended 30 June 2024 and 27.6% for the six months ended 30 June 2023. The decrease in gross profit margin was mainly because the Group has signed 10 third-party property developer projects during the period, which had relatively low gross profit margin as compared with Hongkun Group's projects.

## 財務回顧(續)

### 服務成本

我們的服務成本主要包括(i)勞工成本，主要產生自保安、清潔及園藝服務；(ii)分包成本；(iii)公用事業開支；(iv)辦公室開支；及(v)保養成本。

我們的服務成本由截至二零二三年六月三十日止六個月的約人民幣123.6百萬元增加約人民幣22.2百萬元或約18.0%至截至二零二四年六月三十日止六個月的約人民幣145.8百萬元。

為了將我們的成本及營運效率最大化，我們將清潔、園藝、設備保養、場地安全服務及停車場管理外包予為獨立第三方的分包商。我們認為，分包安排使我們能夠利用分包商的資源及專長，減低我們的營業成本，並提高整體效率及盈利能力。

### 毛利及毛利率

截至二零二四年六月三十日止六個月，本集團的毛利約為人民幣41.1百萬元，較截至二零二三年六月三十日止六個月的約人民幣47.1百萬元減少約人民幣6.0百萬元或約12.7%。截至二零二四年六月三十日止六個月的毛利率為22.0%，而截至二零二三年六月三十日止六個月的毛利率則為27.6%。毛利率下跌，主要因為本集團於期內簽約了10個第三方物業開發商項目，而該等項目的毛利率較鴻坤集團項目的相對為低。



**FINANCIAL REVIEW** (Continued)**Selling Expenses and Administrative Expenses**

Our selling expenses primarily consist of (i) promotional expenses; (ii) salaries and allowances for our sales personnel; and (iii) travelling expenses and entertainment expenses. The total selling expenses of the Group for the six months ended 30 June 2024 were approximately RMB1.4 million, representing a decrease of approximately RMB1.1 million or about 44.0% as compared to approximately RMB2.5 million for the six months ended 30 June 2023. The decrease was mainly due to the decrease in promotional activities held during the period.

Our administrative expenses primarily consist of (i) salaries and allowances for our administrative and management personnel in headquarters; (ii) travelling expenses; (iii) professional fees; (iv) lease-related expenses; and (v) bank charges.

For the six months ended 30 June 2024, the administrative expenses of the Group were approximately RMB21.5 million, representing a decrease of approximately RMB3.0 million or about 12.2% as compared to approximately RMB24.5 million for the six months ended 30 June 2023. The decrease was mainly due to the high turnover rate of administrative staff resulting in the decrease in administrative staff costs.

**Other Income**

For the six months ended 30 June 2024, other income of the Group amounted to approximately RMB0.9 million, representing a decrease of approximately RMB0.1 million or about 10.0% as compared to approximately RMB1.0 million for the six months ended 30 June 2023.

**Income Tax Expenses**

For the six months ended 30 June 2024, the income tax expenses of the Group were approximately RMB3.7 million (six months ended 30 June 2023: approximately RMB3.2 million).

**財務回顧** (續)**銷售開支及行政開支**

我們的銷售開支主要包括(i)宣傳開支；(ii)我們銷售人員的薪金及津貼；及(iii)出差及娛樂開支。截至二零二四年六月三十日止六個月，本集團的總銷售開支約為人民幣1.4百萬元，較截至二零二三年六月三十日止六個月的約人民幣2.5百萬元減少約人民幣1.1百萬元或約44.0%。此減少主要因為於期內舉行的推廣活動減少所致。

我們的行政開支主要包括(i)總部行政及管理人員的薪金及津貼；(ii)出差開支；(iii)專業費用；(iv)租賃相關開支；及(v)銀行收費。

截至二零二四年六月三十日止六個月，本集團的行政開支約為人民幣21.5百萬元，較截至二零二三年六月三十日止六個月的約人民幣24.5百萬元減少約人民幣3.0百萬元或約12.2%。此減少主要因為行政部門員工流失率高導致行政部門員工成本減少所致。

**其他收入**

截至二零二四年六月三十日止六個月，本集團的其他收入約為人民幣0.9百萬元，較截至二零二三年六月三十日止六個月的約人民幣1.0百萬元減少約人民幣0.1百萬元或約10.0%。

**所得稅開支**

截至二零二四年六月三十日止六個月，本集團的所得稅開支約為人民幣3.7百萬元(截至二零二三年六月三十日止六個月：約人民幣3.2百萬元)。



## FINANCIAL REVIEW (Continued)

### Profit for the Period

For the six months ended 30 June 2024, the net profit of the Group was approximately RMB6.7 million, representing a decrease of approximately RMB6.6 million or about 49.6% as compared to approximately RMB13.3 million for the six months ended 30 June 2023. The decrease was primarily due to (i) the decrease in gross profit from approximately RMB47.1 million for the six months ended 30 June 2023 to approximately RMB41.1 million for the period, and (ii) the increase in impairment loss of trade and other receivables, net from approximately RMB3.9 million for the six months ended 30 June 2023 to approximately RMB7.2 million for the period.

### Financial Position

As at 30 June 2024, the total assets of the Group were approximately RMB468.3 million (as at 31 December 2023: approximately RMB439.5 million), and the total liabilities were approximately RMB225.7 million (as at 31 December 2023: approximately RMB203.6 million). As at 30 June 2024, the current ratio was 1.5 (as at 31 December 2023: 1.5).

As at 30 June 2024 and 31 December 2023, the Group had no outstanding bank borrowings and undrawn banking facilities.

The Board will continue to follow a prudent policy in managing the Group's cash and cash equivalents and maintain a strong liquidity position to ensure that the Group is able to take full advantage of future growth opportunities.

### Property, Plant and Equipment

Our property, plant and equipment included (i) the building for staff quarters; and (ii) furniture, fixtures and equipment in office premises and management offices and sites. Our property, plant and equipment was approximately RMB34.8 million as at 30 June 2024, representing a decrease of approximately RMB2.4 million or about 6.5% as compared with that of approximately RMB37.2 million as at 31 December 2023. It was primarily attributable to the depreciation charged for the six months ended 30 June 2024.

## 財務回顧(續)

### 本期溢利

截至二零二四年六月三十日止六個月，本集團的純利約為人民幣6.7百萬元，較截至二零二三年六月三十日止六個月的約人民幣13.3百萬元減少約人民幣6.6百萬元或約49.6%，該減少主要因為(i)毛利由截至二零二三年六月三十日止六個月的約人民幣47.1百萬元減少至期內的約人民幣41.1百萬元，以及(ii)貿易及其他應收款項減值虧損淨值由截至二零二三年六月三十日止六個月的約人民幣3.9百萬元增加至期內的約人民幣7.2百萬元所致。

### 財務狀況

於二零二四年六月三十日，本集團的總資產約為人民幣468.3百萬元(於二零二三年十二月三十一日：約人民幣439.5百萬元)，總負債約為人民幣225.7百萬元(於二零二三年十二月三十一日：約人民幣203.6百萬元)。於二零二四年六月三十日，流動比率為1.5(於二零二三年十二月三十一日：1.5)。

於二零二四年六月三十日及二零二三年十二月三十一日，本集團並無未償還銀行借款及未動用的銀行融資。

董事會將繼續遵循審慎的政策管理本集團的現金及現金等價物，並維持穩健的流動性狀況，以確保本集團能夠充分把握未來的增長機會。

### 物業、廠房及設備

我們的物業、廠房及設備包括(i)作員工宿舍的樓宇；及(ii)辦公室物業及管理辦公室及場所內傢具、固定裝置及設備。我們的物業、廠房及設備於二零二四年六月三十日約為人民幣34.8百萬元，較於二零二三年十二月三十一日的約人民幣37.2百萬元減少約人民幣2.4百萬元或約6.5%。主要由截至二零二四年六月三十日止六個月扣除的折舊所引致。







# Management Discussion and Analysis

## 管理層討論與分析

### FINANCIAL REVIEW (Continued)

#### Intangible Assets

Our intangible assets were approximately RMB11.2 million as at 30 June 2024. The intangible assets were attributed to the acquisition of Jiangsu Wanhao, which were initially measured at approximately RMB16.9 million and subsequently measured at cost less accumulated amortisation (with a useful life of eight years) and impairment losses.

#### Right-of-use Assets

Our right-of-use assets represented our right to use our leased assets (i.e. office premises and staff quarters) with lease terms of over one year, which were initially measured at cost and subsequently measured at cost less accumulated depreciation and impairment losses under Hong Kong Financial Reporting Standard 16.

Our right-of-use assets decreased by approximately RMB1.1 million or about 2.9% from approximately RMB37.3 million as at 31 December 2023 to approximately RMB36.2 million as at 30 June 2024, which was primarily due to the depreciation charged for the six months ended 30 June 2024.

#### Goodwill

As at 30 June 2024, our goodwill was approximately RMB29.7 million (as at 31 December 2023: approximately RMB29.7 million). Goodwill was initially measured at cost, being the excess of sum of the consideration transferred over the net of amount of identifiable assets acquired and the liabilities assumed. The amount mainly represented goodwill acquired from acquisition of Jiangsu Wanhao in 2021.

### 財務回顧 (續)

#### 無形資產

於二零二四年六月三十日，我們的無形資產為約人民幣11.2百萬元。無形資產產生自收購江蘇萬豪，初始以人民幣16.9百萬元計量，隨後按成本減累計攤銷(可使用年期為八年)及減值虧損計量。

#### 使用權資產

根據香港財務報告準則第16號，我們的使用權資產指使用租期超過一年的租賃資產(即辦公室物業及員工宿舍)的權利，其初始按成本計量，其後按成本減累計折舊及減值虧損計量。

我們的使用權資產由於二零二三年十二月三十一日的約人民幣37.3百萬元減少約人民幣1.1百萬元或約2.9%至於二零二四年六月三十日的約人民幣36.2百萬元，該減少主要因為截至二零二四年六月三十日止六個月扣除的折舊。

#### 商譽

於二零二四年六月三十日，本集團的商譽約為人民幣29.7百萬元(於二零二三年十二月三十一日：約人民幣29.7百萬元)。商譽初始按成本(即轉讓的代價總額超出所收購可識別資產及所承擔負債的淨額的部分)計量。該金額主要為於二零二一年收購江蘇萬豪產生的商譽。



## FINANCIAL REVIEW (Continued)

### Trade and Other Receivables

Our trade and other receivables increased by approximately RMB37.9 million or about 39.9% from approximately RMB95.1 million as at 31 December 2023 to approximately RMB133.0 million as at 30 June 2024, mainly due to the increase in trade receivables. Our trade receivables increased by approximately RMB37.7 million or about 48.1% from approximately RMB78.4 million as at 31 December 2023 to approximately RMB116.1 million as at 30 June 2024, mainly due to the nature of our business that the peak of property fee collection is at the end of the year. Approximately RMB23.4 million of trade receivables as at 30 June 2024 had been recovered as at the date of this report.

### Amounts Due from Related Parties and Fellow Subsidiaries

#### Trade nature amounts due from fellow subsidiaries

Our trade nature amounts due from fellow subsidiaries mainly represented the outstanding balances to be received from the Parent Group in respect of the provisions of our property management services and property developer related services.

Our trade nature amounts due from fellow subsidiaries decreased by approximately RMB3.8 million or about 6.2% from approximately RMB61.6 million as at 31 December 2023 to approximately RMB57.8 million as at 30 June 2024, which was mainly because impairment loss of approximately RMB1.4 million was recognised and settlements received from fellow subsidiaries during the six months ended 30 June 2024.

### Trade and Other Payables

As at 30 June 2024, our trade and other payables were approximately RMB108.5 million, representing a decrease of approximately RMB7.1 million or approximately 6.1% as compared to that of approximately RMB115.6 million as at 31 December 2023, mainly due to the decrease in accrued staff costs arising from settlement of staff bonus and high staff turnover during the period.

## 財務回顧(續)

### 貿易及其他應收款項

我們的貿易及其他應收款項由於二零二三年十二月三十一日的約人民幣95.1百萬元增加約人民幣37.9百萬元或約39.9%至於二零二四年六月三十日的約人民幣133.0百萬元，主要與貿易應收款項增加有關。我們的貿易應收款項由於二零二三年十二月三十一日的約人民幣78.4百萬元增加約人民幣37.7百萬元或約48.1%至於二零二四年六月三十日的約人民幣116.1百萬元。該增加主要由於我們的業務性質，物業費回款高峰期在年末。於本報告日期，於二零二四年六月三十日之貿易應收款項已收回約人民幣23.4百萬元。

### 應收關聯方及同系附屬公司款項

#### 貿易性質應收同系附屬公司款項

我們的貿易性質應收同系附屬公司款項主要指就提供物業管理服務及物業開發商相關服務而將向母集團收取的未償還結餘。

我們的貿易性質應收同系附屬公司款項由於二零二三年十二月三十一日的約人民幣61.6百萬元減少約人民幣3.8百萬元或約6.2%至於二零二四年六月三十日的約人民幣57.8百萬元。主要由於截至二零二四年六月三十日止六個月內確認了約人民幣1.4百萬元的減值虧損及收取同系附屬公司款項。

### 貿易及其他應付款項

於二零二四年六月三十日，我們的貿易及其他應付款項約為人民幣108.5百萬元，較於二零二三年十二月三十一日的約人民幣115.6百萬元減少約人民幣7.1百萬元或約6.1%，主要由於期內支付員工獎金以及員工流失率高導致應計員工成本減少。





### FINANCIAL REVIEW (Continued)

#### Contract Liabilities

Our contract liabilities primarily represented the payments in advance from our customers for the provision of our property management services. Pursuant to the signed property management service agreements, we usually charge property owners and residents a fixed fee by issuing demand notes, which are generally required to be paid in advance on an annual basis for residential properties and in advance on a monthly or quarterly basis for non-residential properties. Our contract liabilities increased by approximately RMB26.0 million or about 32.2% to approximately RMB106.8 million as at 30 June 2024 (as at 31 December 2023: approximately RMB80.8 million). The increase was mainly due to the increase in number of properties managed and revenue-bearing GFA.

#### Contingent Liabilities

As at 30 June 2024, we did not have any material contingent liabilities.

#### Liabilities to Assets Ratio

Liabilities to assets ratio is calculated based on the total liabilities divided by the total assets. Liabilities to assets ratio remained stable at 0.48 as at 30 June 2024 and 0.46 as at 31 December 2023, respectively.

#### Asset Pledged

As at 30 June 2024, none of the assets of the Group was pledged.

### 財務回顧 (續)

#### 合約負債

我們的合約負債主要指我們的客戶就我們提供物業管理服務而提前支付的款項。根據簽定的物業管理服務協議，我們通常會通過向物業業主及住戶發出繳費單收取固定費用，就住宅物業而言，通常需要每年提前支付；就非住宅物業而言，則需要每月或每季度提前支付。於二零二四年六月三十日，我們的合約負債增加約人民幣26.0百萬元或約32.2%至約人民幣106.8百萬元（於二零二三年十二月三十一日：約人民幣80.8百萬元），增加主要由於我們的在管項目及收益建築面積有所增加。

#### 或然負債

於二零二四年六月三十日，我們並無任何重大或然負債。

#### 資產負債比率

資產負債比率乃按總負債除以總資產計算。資產負債比率維持穩定，於二零二四年六月三十日為0.48，而於二零二三年十二月三十一日為0.46。

#### 資產抵押

於二零二四年六月三十日，本集團概無資產被抵押。



## FINANCIAL REVIEW (Continued)

### Proceeds from the Listing

The Shares were listed on the Main Board of the Stock Exchange on 13 March 2020 and 100,000,000 new Shares were issued. The over-allotment option was partially exercised and 5,310,000 new Shares were issued on 3 April 2020. After deducting the underwriting fees and relevant expenses, net proceeds from the Listing amounted to approximately HK\$129.4 million (equivalent to approximately RMB116.2 million). The net proceeds from the Listing were higher than that stated in the Prospectus, due to a higher final issue price than the median of the range of offer prices stated in the Prospectus and lower-than-expected underwriting fees. Such proceeds will be applied in the manner consistent with that in the Prospectus which is detailed as follows:

## 財務回顧(續)

### 上市所得款項

股份於二零二零年三月十三日在聯交所主板上市，並發行100,000,000股新股份。於二零二零年四月三日部份行使超額配股權並發行5,310,000股新股份。經扣除包銷費用及相關開支後，上市所得款項淨額約為129.4百萬港元(相當於約人民幣116.2百萬元)。得益於最終發行價比招股章程所述要約價格範圍的中位數較高，及承銷費用比預期少，上市所得款項淨額比招股章程所述為多，而有關所得款項將以與招股章程所述者一致的方式應用，詳述如下：

Intended usage	Approximate net proceeds utilized	Approximate percentage	Disclosed in the Prospectus		
			Proceeds planned to be utilized in 2020	Proceeds planned to be utilized in 2021	
擬定用途	概約 所得款項 淨額 HK\$ million 百萬港元	概約 百分比	計劃於 二零二零年 動用之 所得款項 HK\$ million 百萬港元	計劃於 二零二一年 動用之 所得款項 HK\$ million 百萬港元	
Expansion of geographic presence and scale of operations in the PRC	擴大我們於中國的地理版圖及經營規模	64.4	65.0%	61.3	3.1
Development and enhancement of our information system and technological initiatives	開發及提升我們的資訊系統及技術創新	12.9	13.0%	12.9	–
Expansion of our value-added services	增加我們的增值服務	9.9	10.0%	4.7	5.2
Staff development	員工發展	2.0	2.0%	2.0	–
General working capital	一般營運資金	9.8	10.0%	–	–
Total	總計	99.0	100.0%	80.9	8.3



# Management Discussion and Analysis

## 管理層討論與分析

### FINANCIAL REVIEW (Continued)

#### Proceeds from the Listing (Continued)

Due to the abovementioned reasons, the net proceeds from the Listing increased to HK\$129.4 million and therefore our expected usage increased proportionately as follows:

### 財務回顧 (續)

#### 上市所得款項 (續)

由於上述原因，上市所得款項淨額增加至129.4百萬港元，因此我們的預期用途按比例增加為：

		As at 30 June 2024 於二零二四年六月三十日				
Intended usage		Actual amount of net proceeds	Approximate percentage	Proceeds utilized	Proceeds not yet utilized	Proceeds planned to be utilized in 2024
擬定用途		實際所得款項淨額 HK\$ million 百萬港元	概約百分比	已動用所得款項 HK\$ million 百萬港元	未動用所得款項 HK\$ million 百萬港元	計劃於二零二四年動用之所得款項 HK\$ million 百萬港元
Expansion of geographic presence and scale of operations in the PRC	擴大我們於中國的地理版圖及經營規模	84.1	65.0%	47.1	37.0	37.0
Development and enhancement of our information system and technological initiatives	開發及提升我們的資訊系統及技術創新	16.9	13.0%	5.9	11.0	11.0
Expansion of our value-added services	增加我們的增值服務	12.9	10.0%	6.2	6.7	6.7
Staff development	員工發展	2.6	2.0%	1.5	1.1	1.1
General working capital	一般營運資金	12.9	10.0%	6.4	6.5	6.5
<b>Total</b>	<b>總計</b>	<b>129.4</b>	<b>100.0%</b>	<b>67.1</b>	<b>62.3</b>	<b>62.3</b>

## FINANCIAL REVIEW (Continued)

### Proceeds from the Listing (Continued)

As at 30 June 2024, the Company has utilized part of such proceeds according to the use as set out in the Prospectus. Approximately HK\$47.1 million, representing approximately 36.4% of the actual amount of net proceeds, was utilized for expansion of geographic presence and scale of operations in the PRC, including acquiring Jiangsu Wanhao; approximately HK\$5.9 million, representing approximately 4.6% of the actual amount of net proceeds, was utilized for development and enhancement of our information system and technological initiatives, including building up a resident communication database and upgrading the management fee collecting system; approximately HK\$6.2 million, representing approximately 4.8% of the actual amount of net proceeds, was utilized for expansion of our value-added services, including setting up a business development team; approximately HK\$1.5 million, representing approximately 1.2% of the actual amount of net proceeds, was utilized for staff development, including strengthening staff learning, development and promoting of systems; and approximately HK\$6.4 million, representing approximately 4.9% of the actual amount of net proceeds, was utilized for the general working capital.

Our Group has been actively identifying appropriate acquisition opportunities, however, due to the significant increase in the number of acquisitions in the property management industry recently, the uncertainty of acquisition pricing raised, we adopt a more cautious attitude towards the evaluation of acquisition targets. Therefore, our progress in utilizing the proceeds from the Listing was delayed comparing with the plan. The expected timeline for utilising the unutilized proceeds will be one year, which is based on our best estimation and will be subject to change according to market conditions. The unutilized proceeds as at 30 June 2024 were deposited in the bank accounts.

## 財務回顧(續)

### 上市所得款項(續)

於二零二四年六月三十日，本公司已根據招股章程所載用途動用了部份該所得款項。約47.1百萬港元(佔實際所得款項淨額的約36.4%)已被用於擴大我們於中國的地理版圖及經營規模，包括收購江蘇萬豪；約5.9百萬港元(佔實際所得款項淨額的約4.6%)已被用於開發及提升我們的資訊系統及技術創新，包括建立住戶溝通的數據庫及升級管理費收款系統；約6.2百萬港元(佔實際所得款項淨額的約4.8%)已被用於增加我們的增值服務，包括成立業務拓展隊伍；約1.5百萬港元(佔實際所得款項淨額的約1.2%)已被用於員工發展，包括強化員工學習、發展及晉升系統；及約6.4百萬港元(佔實際所得款項淨額的約4.9%)已被用於作為一般營運資金。

本集團一直積極尋求合適的收購機會，但由於物業管理行業近期的收購明顯增加，導致收購作價的不確定性上升，我們對收併購目標的評估採用更加謹慎的態度。因此，我們在使用上市所得款項的進度比計劃有所延期。未動用的所得款項的預計使用期限將為一年(此基於我們的最佳估計)，並且會隨著市場狀況而變化。於二零二四年六月三十日未動用的所得款項已存入銀行賬戶。





# Management Discussion and Analysis

## 管理層討論與分析

### FINANCIAL REVIEW (Continued)

#### Significant Acquisitions and Disposals

During the six months ended 30 June 2024, the Group did not have any significant acquisitions and disposals of subsidiaries, associates or joint ventures.

#### Significant Investments

As at 30 June 2024, the Group did not have any significant investments.

#### DIVIDEND

No interim dividend was declared by the Board for the six months ended 30 June 2024 (for the six months ended 30 June 2023: nil).

#### EVENTS AFTER THE REPORTING PERIOD

There were no important events affecting the Group after 30 June 2024 and up to the date of this report.

#### EMPLOYEES AND REMUNERATION POLICY

As at 30 June 2024, the Group had a total of 854 employees (as at 31 December 2023: 846 employees). Staff costs for the six months ended 30 June 2024 amounted to approximately RMB82.4 million.

The Company's policy for determining the remuneration payable to Directors is based on the skills, knowledge, involvement in the Company's affairs and performance of individual Directors, with reference to the Company's profitability, the level of remuneration in the industry and prevailing market conditions. To ensure that the Remuneration Committee can better advise on the Group's future remuneration policies and related strategies, the Remuneration Committee is informed of the Group's existing remuneration policies and succession plans (e.g. guidelines for determining staff remuneration packages and relevant market trends and information).

### 財務回顧 (續)

#### 重大收購及出售

於截至二零二四年六月三十日止六個月，本集團並無任何有關附屬公司、聯營公司或合營企業的重大收購及出售。

#### 重大投資

於二零二四年六月三十日，本集團並無重大投資。

#### 股息

董事會不宣派截至二零二四年六月三十日止六個月之中期股息(截至二零二三年六月三十日止六個月：無)。

#### 報告期後事項

於二零二四年六月三十日後及直至本報告日期，概無影響本集團的重要事項。

#### 僱員及薪酬政策

於二零二四年六月三十日，本集團共有854名僱員(於二零二三年十二月三十一日：846名僱員)。截至二零二四年六月三十日止六個月的員工成本為約人民幣82.4百萬元。

本公司釐定應付董事酬金之政策，乃基於個別董事之技能、知識水平、參與公司事務之程度及表現，並參照公司盈利狀況、同業酬金水平及現行市況。為確保薪酬委員會可就本集團之未來薪酬政策及相關策略提供更佳意見，薪酬委員會獲告知本集團現有薪酬政策及繼任計劃(例如員工薪酬待遇釐定指引及相關市場趨勢及資料)。





## EMPLOYEES AND REMUNERATION POLICY

(Continued)

In accordance with the relevant PRC laws and regulations, the Group contributes to the PRC social security fund (including pension insurance, medical insurance, unemployment insurance, maternity insurance and work injury insurance) and housing provident fund for its PRC employees. The Group's full-time employees in the PRC participate in a number of government-sponsored defined contribution retirement schemes under which employees are entitled to a monthly pension calculated according to certain formulas. The relevant government agencies assume the responsibility of pension payments to these retired employees. The Group makes monthly contributions to these pension schemes. Under these schemes, the Group has no obligation for post-retirement benefits other than the contributions made. Contributions to these schemes are expensed as incurred and contributions made to these defined contribution pension schemes on behalf of an employee cannot be used to reduce the Group's future obligations under these defined contribution pension schemes even if the employee leaves the Group.

In addition, the Company has adopted a share option scheme which enables the Company to grant options to, among others, any employees to subscribe for the Shares. Please refer to the section headed "Corporate Governance and Other Information – Share Option Scheme" of this interim report.

\* For identification purpose only

## 僱員及薪酬政策(續)

根據有關中國法律法規，本集團為中國僱員向中國社保(包括養老保險、醫療保險、失業保險、生育保險及工傷保險)及住房公積金供款。本集團的中國全職僱員參與多項政府資助定額供款退休金計劃，據此僱員有權享有根據若干公式計算的每月退休金。相關政府機構承擔向此等退休僱員支付退休金的責任。本集團每月向此等退休金計劃供款。根據該等計劃，除所作供款外，本集團毋須承擔退休後福利責任。該等計劃供款於產生時支銷，且為一名僱員向該等定額供款退休金計劃作出的供款不可用作削減本集團於日後對該等定額供款退休金計劃的責任(即使該名僱員離開本集團)。

此外，本公司已採納一項購股權計劃，讓本公司可向(其中包括)任何僱員授出購股權供其認購股份。請參閱本中期報告「企業管治及其他資料—購股權計劃」章節。

\* 僅供識別





#### CORPORATE GOVERNANCE PRACTICES

The Board is committed to achieving high standards of corporate governance.

The Board believes that high standards of corporate governance are key to the Group's ability to protect Shareholders' interests, enhance corporate value, develop business strategies and policies, and improve transparency and accountability.

The Company has adopted the principles and code provisions of the Corporate Governance Code as the basis for the Company's corporate governance practices. The Company has also established a corporate governance framework and has developed a set of policies and procedures in accordance with the Corporate Governance Code. These policies and procedures provide the basis for strengthening the Board's ability to exercise governance and provide appropriate oversight of the business conduct and affairs of the Company.

During the six months ended 30 June 2024, the Company has complied with all applicable code provisions set out in the Corporate Governance Code, except for the deviation from code provision C.2.1 of the Corporate Governance Code which requires that the roles of the chairman of the board and the chief executive officer should be separate and should not be performed by the same individual.

Ms. Wu Guoqing is the general manager of Beijing Hongkun and is involved in the day-to-day management of our business. Although she does not hold the title of chief executive officer, she can be regarded as the *de facto* chief executive officer of the Group (the "**Chief Executive Officer**"). She is also the chairman of the Board (the "**Chairman**"). Ms. Wu has been responsible for the overall management, strategic planning and day-to-day business operations of the Group. The Board believes that at this stage of the Group's development, having the roles of both the Chairman and the Chief Executive Officer in the same person brings strong and consistent leadership to the Company for effective and efficient planning and implementation of business decisions and strategies. Accordingly, the Directors consider it is appropriate and reasonable to deviate from code provision C.2.1 of the Corporate Governance Code. However, it is the Company's long term objective to have different individuals in the two roles when suitable candidates are identified.

The Group will continue to review and monitor its corporate governance practices to ensure compliance with the Corporate Governance Code.

#### 企業管治常規

董事會致力實現高標準的企業管治。

董事會認為，高標準的企業管治是本集團保障股東利益、提升企業價值、制定業務戰略及政策，以及加強透明度和問責性的關鍵。

本公司已採納企業管治守則的原則及守則條文，作為本公司企業管治常規的基礎。本公司亦已設立企業管治架構，並已根據企業管治守則制定一套政策及程序。該等政策及程序為加強董事會實施管治的能力以及對本公司的業務行為及事務進行適當監督提供基礎。

於截至二零二四年六月三十日止六個月，除偏離企業管治守則的守則條文第C.2.1條外，本公司已遵守企業管治守則所載的所有適用守則條文。企業管治守則的守則條文第C.2.1條要求董事會主席和行政總裁的角色應當區分並不應由一人同時兼任。

吳國卿女士為北京鴻坤的總經理並參與我們業務的日常管理，儘管彼並無行政總裁的職銜，但彼可被視為事實上的本集團行政總裁（「**行政總裁**」）。彼亦為董事會主席（「**主席**」）。吳女士一直負責本集團的整體管理、戰略規劃及日常業務營運。董事會相信，於本集團現在的發展階段，主席及行政總裁的角色由同一人士擔任，為本公司帶來強大而一致的領導力，可有效及高效地規劃及實施業務決策及戰略。因此，董事認為偏離企業管治守則的守則條文第C.2.1條屬適當及合理。然而，於物色到合適候選人時，由不同人士擔任該等兩個角色乃本公司的長期目標。

本集團將繼續檢討及監察其企業管治常規，以確保遵守企業管治守則。



## MODEL CODE FOR SECURITIES TRANSACTIONS BY DIRECTORS

The Company has adopted the Model Code as its own code of conduct for dealings in securities of the Company by the Directors. Having made specific enquiries to all Directors, they confirmed that they have complied with the Model Code during the six months ended 30 June 2024.

## PURCHASE, SALE OR REDEMPTION OF THE COMPANY'S LISTED SECURITIES

Neither the Company nor any of its subsidiaries has purchased, sold or redeemed any of the Company's listed securities (including sale of treasury Shares (as defined under the Listing Rules), if any) during the six months ended 30 June 2024. The Company did not have any treasury Shares as at 30 June 2024.

## AUDIT COMMITTEE

The Audit Committee, comprising Mr. Chan Cheong Tat as chairman as well as Mr. Cheung Wai Hung, Mr. Leung Ka Wo and Ms. Chen Weijie as members, has reviewed, together with the management, the accounting principles and practices adopted by the Group and discussed risk management, internal controls, auditing and financial reporting matters of the Group, including the review of the unaudited interim results and the interim report of the Group for the six months ended 30 June 2024.

## CHANGES TO DIRECTORS' INFORMATION

Ms. Chen Weijie, an independent non-executive Director, has been appointed as an independent non-executive director of Tianyun International Holdings Limited (a company listed on the Stock Exchange, stock code: 6836) on 30 April 2024.

Save as disclosed in this interim report, there is no other information in respect of the Directors required to be disclosed pursuant to Rule 13.51B(1) of the Listing Rules since the publication of the Company's 2023 annual report.

## 董事進行證券交易的標準守則

本公司已採納標準守則，作為其自身有關董事進行本公司證券交易的行為守則。本公司已向全體董事作出特定查詢，而所有董事均已確認於截至二零二四年六月三十日止六個月內，彼等均已遵守標準守則。

## 購買、出售或贖回本公司的上市證券

截至二零二四年六月三十日止六個月內，本公司或其任何附屬公司概無購買、出售或贖回本公司的任何上市證券(包括出售庫存股份(定義見上市規則)(如有))。於二零二四年六月三十日，本公司並無庫存股份。

## 審核委員會

審核委員會由陳昌達先生(主席)、張偉雄先生、梁家和先生及陳維潔女士(成員)組成，已與管理層檢討本集團採納的會計原則和慣例，並討論了本集團的風險管理、內部監控及審計和財務報告事項，包括審閱本集團截至二零二四年六月三十日止六個月的未經審計的中期業績和中期報告。

## 董事資料變更

獨立非執行董事陳維潔女士於二零二四年四月三十日獲委任為天韻國際控股有限公司(其為聯交所上市公司，股份代號：6836)的獨立非執行董事。

自刊發本公司二零二三年年報以來，除本中期報告所披露外，概無其他有關董事之資料須根據上市規則第13.51B(1)條予以披露。



## DIRECTORS' AND CHIEF EXECUTIVE'S INTERESTS AND SHORT POSITIONS IN SHARES, UNDERLYING SHARES AND DEBENTURES

As at 30 June 2024, the interests or short positions of the Directors and the chief executive of the Company in the shares, underlying shares and debentures of the Company or any of its associated corporations (within the meaning of Part XV of the SFO) which had been notified to the Company and the Stock Exchange pursuant to Divisions 7 and 8 of Part XV of the SFO (including interests and short positions which they were taken or deemed to have under such provisions of the SFO), or which were required, pursuant to section 352 of the SFO, to be entered in the register referred to therein, or as otherwise notified to the Company and the Stock Exchange pursuant to the Model Code were as follows:

### Interests in our Company

Name of Director	Nature of interest	Number of Shares held (L) (Note 1)	Approximate percentage of shareholding
董事姓名	權益性質	所持股份數目(L) (附註1)	概約持股百分比
Mr. Zhao Weihao 趙偉豪先生	Interest held jointly with another person; interest in a controlled corporation (Note 2) 與他人共同持有的權益； 於受控法團權益(附註2)	237,780,000	58.67%
Ms. Li Yin Ping 李燕萍女士	Interest in a controlled corporation (Note 3) 於受控法團權益(附註3)	44,370,000	10.95%

Notes:

- The letter "L" denotes the long position in our Shares.
- Ascendor Futur Holdings Limited ("Ascendor Futur") directly holds 237,780,000 Shares. Ascendor Futur is wholly and beneficially owned by Will Full Holdings Limited ("Will Full"), which is in turn beneficially owned by Mr. Zhao Weihao, Ms. Wu Hong and Mr. Zhao Bin as to 98.62%, 1.00% and 0.38%, respectively. Mr. Zhao Weihao, Ms. Wu Hong and Mr. Zhao Bin together indirectly control all Shares held by Ascendor Futur. Mr. Zhao Weihao, Ms. Wu Hong and Mr. Zhao Bin are parties acting in concert pursuant to the Deed of Acting in Concert. By virtue of the SFO, each of Will Full, Mr. Zhao Weihao, Ms. Wu Hong and Mr. Zhao Bin is deemed to be interested in the same number of Shares in which Ascendor Futur is interested.
- Winz Strategy Company Limited ("Winz Strategy") directly holds 44,370,000 Shares. Winz Strategy is wholly and beneficially owned by Ms. Li Yin Ping. By virtue of the SFO, Ms. Li Yin Ping is deemed to be interested in the same number of Shares in which Winz Strategy is interested.

## 董事及主要行政人員於股份、相關股份及債權證中擁有的權益及淡倉

於二零二四年六月三十日，董事及本公司主要行政人員於本公司或其任何相聯法團(定義見證券及期貨條例第XV部)的股份、相關股份及債權證中擁有根據證券及期貨條例第XV部第7及第8分部須知會本公司及聯交所的權益或淡倉(包括彼等根據證券及期貨條例之該等條文被當作或視為擁有的權益及淡倉)，或根據證券及期貨條例第352條須記錄於該條所指的登記冊內的權益或淡倉，或根據標準守則另須知會本公司及聯交所的權益或淡倉如下：

### 於本公司的權益

Name of Director	Nature of interest	Number of Shares held (L) (Note 1)	Approximate percentage of shareholding
董事姓名	權益性質	所持股份數目(L) (附註1)	概約持股百分比
Mr. Zhao Weihao 趙偉豪先生	Interest held jointly with another person; interest in a controlled corporation (Note 2) 與他人共同持有的權益； 於受控法團權益(附註2)	237,780,000	58.67%
Ms. Li Yin Ping 李燕萍女士	Interest in a controlled corporation (Note 3) 於受控法團權益(附註3)	44,370,000	10.95%

附註：

- 字母「L」指於本公司股份的好倉。
- 盛達豐控股有限公司(「盛達豐」)直接持有237,780,000股股份。盛達豐由偉賦控股有限公司(「偉賦」)全資實益擁有，而偉賦則由趙偉豪先生、吳虹女士及趙彬先生分別實益擁有98.62%、1.00%及0.38%。趙偉豪先生、吳虹女士及趙彬先生共同間接控制盛達豐持有的所有股份。根據一致行動契據，趙偉豪先生、吳虹女士及趙彬先生為一致行動人士。根據證券及期貨條例，偉賦、趙偉豪先生、吳虹女士及趙彬先生各自被視為於盛達豐擁有權益的相同數目股份中擁有權益。
- 凱宏策略有限公司(「凱宏策略」)直接持有44,370,000股股份。凱宏策略由李燕萍女士全資實益擁有。根據證券及期貨條例，李燕萍女士被視為於凱宏策略擁有權益的相同數目股份中擁有權益。

**DIRECTORS' AND CHIEF EXECUTIVE'S INTERESTS AND SHORT POSITIONS IN SHARES, UNDERLYING SHARES AND DEBENTURES** (Continued)

**董事及主要行政人員於股份、相關股份及債權證中擁有的權益及淡倉** (續)

**Interests in associated corporation of our Company**

**於本公司相聯法團之權益**

Name of Director	Name of associated corporation	Nature of interest	Number of shares held (L) (Note 1) 所持股份數目(L) (附註1)	Approximate percentage of shareholding 概約持股百分比
Mr. Zhao Weihao	Ascendor Futur	Interest held jointly with another person; interest in a controlled corporation (Note 2)	1	100%
趙偉豪先生	盛達豐	與他人共同持有的權益； 於受控法團權益(附註2)		

Notes:

- The letter "L" denotes the long position in the share.
- Ascendor Futur is wholly and beneficially owned by Will Full, which is in turn beneficially owned by Mr. Zhao Weihao, Ms. Wu Hong and Mr. Zhao Bin as to 98.62%, 1.00% and 0.38%, respectively.

附註：

- 字母「L」指於股份的好倉。
- 盛達豐由偉賦全資實益擁有，而偉賦則由趙偉豪先生、吳虹女士及趙彬先生分別實益擁有98.62%、1.00%及0.38%。

Save as disclosed above, as at 30 June 2024, none of the Directors or the chief executive of the Company had or was deemed to have any interests or short positions in the shares, underlying shares or debentures of the Company or its associated corporations (within the meaning of Part XV of the SFO) that were required to be notified to the Company and the Stock Exchange pursuant to Divisions 7 and 8 of Part XV of the SFO (including interests and short positions which they were taken or deemed to have under such provisions of the SFO), or as recorded in the register required to be kept by the Company under section 352 of the SFO, or as otherwise notified to the Company and the Stock Exchange pursuant to the Model Code.

除上述披露者外，於二零二四年六月三十日，概無董事或本公司主要行政人員於本公司或其任何相聯法團(定義見證券及期貨條例第XV部)的股份、相關股份或債權證中擁有或被視為擁有根據證券及期貨條例第XV部第7及第8分部須知會本公司及聯交所的權益或淡倉(包括彼等根據證券及期貨條例之該等條文被當作或視為擁有的權益及淡倉)，或根據證券及期貨條例第352條記錄於本公司須存置的登記冊內之權益或淡倉，或根據標準守則另須知會本公司及聯交所的權益或淡倉。





#### DIRECTORS' RIGHTS TO ACQUIRE SHARES OR DEBENTURES

None of the Directors or their spouses or children under the age of 18 had been granted any right to subscribe for the shares or debentures of the Company or any of its associated corporations, or had exercised any such right during the Reporting Period.

#### DIRECTORS' INTERESTS IN COMPETING BUSINESS

In order to eliminate competing business with the Group, on 23 July 2019, Beijing Herun entered into a deed of non-competition with the Company (the "Deed").

In compliance with the Deed, Beijing Herun has made an annual declaration on their compliance with the non-competition undertaking.

As of the date of this interim report, the Company is not aware of any other matters regarding the compliance of the undertakings in the Deed that are required to be brought to the attention of the Shareholders.

Save as disclosed above, none of the Directors had an interest in any business which competes or may compete with the business in which the Group is engaged in.

#### 董事購買股份或債權證之權利

於報告期內，董事或彼等之配偶或18歲以下子女概無獲授任何可認購本公司或其相聯法團之股份或債權證之權利或已行使任何有關權利。

#### 董事於競爭業務中擁有的權益

為免於涉及與本集團構成競爭的業務，北京合潤於二零一九年七月二十三日與本公司訂立不競爭契約（「契約」）。

為遵照契約，北京合潤已就其遵守不競爭承諾作出年度聲明。

截至本中期報告日期，本公司並不知悉任何其他有關遵守契約承諾的事宜須敦請股東垂注。

除上文所披露者外，董事概無於與本集團所從事業務構成競爭或可能構成競爭的任何業務中擁有權益。



**SUBSTANTIAL SHAREHOLDERS' INTERESTS AND SHORT POSITIONS IN SHARES AND UNDERLYING SHARES**

**主要股東於股份及相關股份擁有的權益及淡倉**

As at 30 June 2024, so far as is known to the Directors, the following persons and entities, not being a Director or chief executive of the Company, had interests or short positions in the Shares or underlying Shares which would fall to be disclosed to the Company under the provisions of Divisions 2 and 3 of Part XV of the SFO, or which were recorded in the register required to be kept by the Company under section 336 of the SFO:

於二零二四年六月三十日，就董事所知悉，下列個人和實體（並非董事或本公司主要行政人員）於股份或相關股份中擁有根據證券及期貨條例第XV部第2及第3分部的條文須向本公司披露的權益或淡倉，或記錄在本公司根據證券及期貨條例第336條須存置的登記冊中的權益或淡倉：

Name of Shareholder	Nature of interest	Number of Shares held (L) (Note 1) 所持股份數目(L) (附註1)	Approximate percentage of shareholding
股東姓名／名稱	權益性質		概約持股百分比
Ascendor Futur 盛達豐	Beneficial owner (Note 2) 實益擁有人(附註2)	237,780,000	58.67%
Will Full 偉賦	Interest in a controlled corporation (Note 2) 於受控法團權益(附註2)	237,780,000	58.67%
Ms. Wu Hong 吳虹女士	Interest held jointly with another person; interest in a controlled corporation (Note 2) 與他人共同持有的權益； 於受控法團權益(附註2)	237,780,000	58.67%
Mr. Zhao Bin 趙彬先生	Interest held jointly with another person; interest in a controlled corporation (Note 2) 與他人共同持有的權益； 於受控法團權益(附註2)	237,780,000	58.67%
Ms. Wang Qian 王茜女士	Interest of spouse (Note 3) 配偶權益(附註3)	237,780,000	58.67%
Winz Strategy 凱宏策略	Beneficial owner (Note 4) 實益擁有人(附註4)	44,370,000	10.95%
Mr. Chan Sheung Chi 陳尚智先生	Interest of spouse (Note 5) 配偶權益(附註5)	44,370,000	10.95%



### SUBSTANTIAL SHAREHOLDERS' INTERESTS AND SHORT POSITIONS IN SHARES AND UNDERLYING SHARES (Continued)

Notes:

- The letter "L" denotes the long position in our Shares.
- Ascendor Futur directly holds 237,780,000 Shares. Ascendor Futur is wholly and beneficially owned by Will Full, which is in turn beneficially owned by Mr. Zhao Weihao, Ms. Wu Hong and Mr. Zhao Bin as to 98.62%, 1.00% and 0.38%, respectively. Mr. Zhao Weihao, Ms. Wu Hong and Mr. Zhao Bin together indirectly control all Shares held by Ascendor Futur. Mr. Zhao Weihao, Ms. Wu Hong and Mr. Zhao Bin are parties acting in concert pursuant to the Deed of Acting in Concert. By virtue of the SFO, each of Will Full, Mr. Zhao Weihao, Ms. Wu Hong and Mr. Zhao Bin is deemed to be interested in the same number of Shares in which Ascendor Futur is interested.

Mr. Zhao Weihao established a discretionary family trust (the "Family Trust") as settlor for the benefit of himself and Exclusive Summit Limited, which is wholly owned by him. On 23 April 2021, the Company was informed by Mr. Zhao Weihao of the completion of the Family Trust arrangement, which comprises: (i) the transfer of the entire issued shares of HK Alpha Base Holdings Limited ("HK Alpha Base") from Mr. Zhao Weihao to Hongkun Alpha Investment Limited ("Hongkun Alpha SPV") (which is held by J.P. Morgan Trust Company (Bahamas) Limited ("J.P. Morgan Trustee") in its capacity as the trustee of the Family Trust); and (ii) the issuance of non-voting shares by Ascendor Futur to HK Alpha Base, after which, Ascendor Futur is held as to 99.00% by HK Alpha Base and 1.00% by Will Full.

For the avoidance of doubt, J.P. Morgan Trustee (or other vehicles set up underneath it for the purpose of the Family Trust, including Hongkun Alpha SPV and HK Alpha Base) will not control Ascendor Futur since all shares issued by Ascendor Futur to HK Alpha Base are non-voting in nature. Mr. Zhao Weihao (in his own capacity and through the Family Trust), Ms. Wu Hong, Mr. Zhao Bin, Will Full and Ascendor Futur remain as the controlling Shareholders. Please refer to the announcement of the Company dated 23 April 2021 for further details.

- Ms. Wang Qian is the spouse of Mr. Zhao Weihao. Ms. Wang Qian is deemed to be interested in the same number of Shares in which Mr. Zhao Weihao is interested by virtue of the SFO.
- Winz Strategy is wholly and beneficially owned by Ms. Li Yin Ping. By virtue of the SFO, Ms. Li Yin Ping is deemed to be interested in the same number of Shares in which Winz Strategy is interested.
- Mr. Chan Sheung Chi is the spouse of Ms. Li Yin Ping. Mr. Chan Sheung Chi is deemed to be interested in the same number of Shares in which Ms. Li Yin Ping is interested by virtue of the SFO.

### 主要股東於股份及相關股份擁有的權益及淡倉 (續)

附註：

- 字母「L」指於本公司股份的好倉。
- 盛達豐直接持有237,780,000股股份。盛達豐由偉賦全資實益擁有，而偉賦則由趙偉豪先生、吳虹女士及趙彬先生分別實益擁有98.62%、1.00%及0.38%。趙偉豪先生、吳虹女士及趙彬先生共同間接控制盛達豐持有的所有股份。根據一致行動契據，趙偉豪先生、吳虹女士及趙彬先生為一致行動人士。根據證券及期貨條例，偉賦、趙偉豪先生、吳虹女士及趙彬先生各自被視為為盛達豐擁有權益的相同數目股份中擁有權益。

趙偉豪先生作為委託人為自己及其全資擁有的 Exclusive Summit Limited 的利益設立了全權家族信託（「家族信託」）。於二零二一年四月二十三日，本公司獲趙偉豪先生知會家族信託安排已經完成，其中包括：(i) 趙偉豪先生將 HK Alpha Base Holdings Limited（「HK Alpha Base」）的全部已發行股份轉讓給 Hongkun Alpha Investment Limited（「Hongkun Alpha SPV」）（該公司由 J.P. Morgan Trust Company (Bahamas) Limited（「J.P. Morgan Trustee」）以家族信託受託人的身份持有）；及(ii) 盛達豐向 HK Alpha Base 發行無投票權股份，此後，盛達豐由 HK Alpha Base 及偉賦分別持有 99.00% 及 1.00%。

為免生疑問，J.P. Morgan Trustee（或其下為家族信託目的而設立的其他工具，包括 Hongkun Alpha SPV 及 HK Alpha Base）將不控制盛達豐，因盛達豐向 HK Alpha Base 發行的所有股份均無投票權。趙偉豪先生（以彼本身的身分並通過家族信託）、吳虹女士、趙彬先生、偉賦及盛達豐繼續作為控股股東。有關進一步詳情請參閱本公司日期為二零二一年四月二十三日的公告。

- 王茜女士為趙偉豪先生的配偶。根據證券及期貨條例，王茜女士被視為為趙偉豪先生擁有權益的相同數目股份中擁有權益。
- 凱宏策略由李燕萍女士全資實益擁有。根據證券及期貨條例，李燕萍女士被視為為凱宏策略擁有權益的相同數目股份中擁有權益。
- 陳尚智先生為李燕萍女士的配偶。根據證券及期貨條例，陳尚智先生被視為為李燕萍女士擁有權益的相同數目股份中擁有權益。

## SUBSTANTIAL SHAREHOLDERS' INTERESTS AND SHORT POSITIONS IN SHARES AND UNDERLYING SHARES (Continued)

Save as disclosed above, as at 30 June 2024, the Directors were not aware of any persons (other than the Directors or chief executive of the Company) who had interests or short positions in the Shares or underlying Shares which were required to be disclosed to the Company under the provisions of Divisions 2 and 3 of Part XV of the SFO, or which were recorded in the register required to be kept by the Company under section 336 of the SFO.

## SHARE OPTION SCHEME

### Purpose and participants of the Share Option Scheme

The share option scheme of the Company (the “Share Option Scheme”) was approved and adopted by the Board on 17 February 2020. The purpose of the Share Option Scheme is to enable our Company to grant options to any employee, adviser, consultant, service provider, agent, client, partner or joint-venture partner of our Company or any of our subsidiaries (including any Director or any director of our subsidiaries) who is in full-time or part-time employment with or otherwise engaged by our Company or any subsidiary at the time when an option is granted to such person under the Share Option Scheme or any person who, in the absolute discretion of the Board, has contributed or may contribute to our Group (the “Eligible Participants”) to subscribe for the Shares thereby linking their interest with that of our Group.

## 主要股東於股份及相關股份擁有的權益及淡倉(續)

除上文所披露外，於二零二四年六月三十日，董事並不知悉有任何人士(董事或本公司主要行政人員除外)於股份或相關股份中擁有根據證券及期貨條例第XV部第2及第3分部的條文須向本公司披露的權益或淡倉，或記錄在本公司根據證券及期貨條例第336條須存置的登記冊中的權益或淡倉。

## 購股權計劃

### 購股權計劃之目的及參與者

本公司的購股權計劃(「購股權計劃」)已於二零二零年二月十七日獲得董事會批准及採納。購股權計劃旨在讓本公司可向本公司或任何附屬公司的任何僱員、顧問、諮詢人員、服務供應商、代理、客戶、合夥人或合營企業合夥人(包括任何董事或附屬公司的任何董事)授出購股權，而有關人士於獲授購股權計劃項下購股權時須為全職或兼職僱員或經本公司或任何附屬公司以其他方式委聘，或向董事會全權酌情認為對本集團作出或可能作出貢獻的任何人士(「合資格參與者」)授出購股權供其認購股份，與本集團保持一致利益。





#### SHARE OPTION SCHEME (Continued)

##### Grant and acceptance of options

Subject to the terms of the Share Option Scheme, our Directors may, in their absolute discretion make offer to the Eligible Participants. An offer shall be made to an Eligible Participant in writing in such form as our Directors may from time to time determine and shall remain open for acceptance by the Eligible Participant concerned for a period of 21 days from the date upon which it is made provided that no such offer shall be open for acceptance after the 10th anniversary of the adoption date of the Share Option Scheme or the termination of the same.

An offer shall be deemed to have been accepted by an Eligible Participant concerned in respect of all Shares which are offered to such Eligible Participant when the duplicate letter comprising acceptance of the offer duly signed by the Eligible Participant, together with a non-refundable remittance in favour of our Company of HK\$1.0 by way of consideration for the grant thereof is received by our Company within such time as may be specified in the offer (which shall not be later than 21 days from, and inclusive of, the date of offer).

Any offer may be accepted by an Eligible Participant in respect of less than the total number of Shares which are offered provided that it is accepted in respect of a board lot for dealing in Shares on the Stock Exchange or an integral multiple thereof.

##### Subscription price of Shares

The subscription price of Shares under the Share Option Scheme shall be determined at the discretion of our Directors but in any event will not be less than the highest of (a) the closing price of the Shares on the Stock Exchange as shown in the daily quotations sheet of the Stock Exchange on the offer date of the particular option, which must be a business day; (b) the average closing price of the Shares as shown in the daily quotations sheets of the Stock Exchange for the five business days immediately preceding the offer date of that particular option; and (c) the nominal value of a Share on the offer date of the particular option.

#### 購股權計劃 (續)

##### 授出及接納購股權

在符合購股權計劃條款的規限下，董事可全權酌情向合資格參與者授出購股權要約。授出購股權之要約應以書面按董事不時決定之方式向合資格參與者作出，自作出要約之日起21天內可供有關合資格參與者接納，惟於採納購股權計劃日期滿十週年或購股權計劃終止當日後，該要約不可再供接納。

倘於要約指定的時間(不遲於21天，包括要約日期)內，合資格參與者正式簽署接納要約之一式兩份函件，且本公司已收到不予退還的1.0港元匯款作為授出要約的代價後，則向合資格參與者提呈發售的所有股份應視為已獲合資格參與者接納。

合資格參與者接納任何要約時，所接受的股份數目可少於要約所提呈的股份總數，惟其接納之購股權涉及之股份數目必須為當時在聯交所買賣之一手股份數目或其完整之倍數。

##### 股份認購價

購股權計劃的股份認購價由董事酌情釐定，惟無論如何不得低於以下最高者：(a)授出有關購股權當日(必須為營業日)於聯交所每日報價表所列的聯交所股份收市價；(b)緊接有關購股權授出日期前五個營業日聯交所每日報價表所列股份收市價之平均值；及(c)授出有關購股權當日之股份面值。



## SHARE OPTION SCHEME (Continued)

### Maximum number of Shares

The maximum number of Shares in respect of which options may be granted at any time under the Share Option Scheme together with options which may be granted under any other share option schemes for the time being of our Group shall not exceed 40,000,000 Shares, which represent 10% of the issued Shares at the Listing Date. Our Company may seek approval from the Shareholders at general meeting to refresh the 10% limit provided that the total number of Shares available for issue under options which may be granted under the Share Option Scheme and any other share option schemes of our Group in these circumstances must not exceed 10% of the issued share capital of our Company as at the date of approval of refreshing of the limit. The limit on the number of Shares which may be issued upon exercise of all outstanding options granted and yet to be exercised under the Share Option Scheme and any other options granted and yet to be exercised under any other share option schemes of the Group must not exceed 30% of the Shares in issue from time to time. As at the date of this interim report, the total number of Shares available for issue under the Share Option Scheme is 40,000,000 Shares, representing approximately 9.87% of the issue Shares as at the date of this interim report.

As at 1 January 2024 and 30 June 2024, the total number of options available for grant under the Share Option Scheme was 40,000,000.

## 購股權計劃(續)

### 股份最高數目

於任何時間根據購股權計劃可能授出的購股權連同根據本集團當時任何其他購股權計劃可能授出的購股權所涉及股份數目上限，不得超過40,000,000股股份，即本公司於上市日期已發行股本的10%。本公司可於股東大會上徵求其股東批准更新該10%限額，惟因行使根據購股權計劃及本集團任何其他購股權計劃將授出之所有購股權而發行之股份總數，不得超過批准更新限額當日本公司已發行股本之10%。因行使根據購股權計劃已授出但尚未行使之全部尚未行使之購股權及根據購股權計劃及本集團任何其他購股權計劃授出但尚未行使的任何其他購股權而發行之股份數目，上限不得超過不時已發行股份的30%。於本中期報告日期，根據購股權計劃可供發行的股份總數為40,000,000股，相等於本中期報告日期已發行股份約9.87%。

於二零二四年一月一日及二零二四年六月三十日，根據購股權計劃可供授出的購股權總數均為40,000,000。



## SHARE OPTION SCHEME (Continued)

### Exercise of options

An option may be exercised at any time during the period to be determined and identified by the Board to each grantee at the time of making an offer for the grant of an option, but in any event no later than 10 years from the date of grant.

Subject to the terms of the Share Option Scheme, an option shall be exercisable in whole or in part in the circumstances by giving notice in writing by the grantee to our Company stating that the option is thereby exercised and the number of Shares in respect of which it is so exercised. Each such notice must be accompanied by a non-refundable remittance for the full amount of the subscription price for Shares in respect of which the notice is given. Within 21 days after receipt of the notice and, where appropriate, receipt of the auditor's or the independent financial adviser's certificate, our Company shall accordingly allot the relevant number of Shares to the grantee (or his legal personal representative) credited as fully paid.

Though there is no specified minimum period under the Share Option Scheme for which an option must be held or the performance target which must be achieved before an option can be exercised under the terms and conditions of the Share Option Scheme, our Directors may make such grant of options, subject to such terms and conditions in relation to the minimum period of such options to be held and/or the performance targets to be achieved as our Directors may determine in their absolute discretion.

### Duration of the Share Option Scheme

The Share Option Scheme shall be valid and effective for a period of 10 years commencing from 17 February 2020 and the remaining life of the Share Option Scheme as at the date of this report is around 5 years and 6 months.

### Movements in the Share Option Scheme

As of 30 June 2024, no options have been granted, agreed to be granted, outstanding, exercised, cancelled or lapsed under the Share Option Scheme.

## 購股權計劃 (續)

### 行使購股權

購股權可於董事會向各承授人授出購股權時釐定及指明的時間內隨時行使，但無論如何不超過授出購股權日期起計10年。

承授人可根據購股權計劃的條款，向本公司發出書面通知表示行使購股權及訂明所涉及的股份數目後，行使全部或部分購股權。各有關通知須隨附所發出通知涉及的股份認購價總額的股款(不可退回)。於收到通知後21天內及收到核數師或獨立財務顧問的證明書(視情況而定)後，本公司須向承授人(或其遺產代理人)配發入賬列為繳足股款的有關數目股份。

雖然購股權計劃並無規定根據購股權計劃的條款及條件行使購股權前必須持有購股權的最短期限或達致若干表現目標，但董事可對授出的購股權附加其全權酌情決定的條款及條件，規定持有購股權的最短期限及/或應達致之表現目標。

### 購股權計劃的有效期

購股權計劃自二零二零年二月十七日起生效，有效期為10年，於本報告日期，有效期尚有約5年6個月。

### 購股權的變動

截至二零二四年六月三十日，並無購股權於購股權計劃下授出、同意授出、尚未行使、已行使、註銷或失效。



# Report on Review of Interim Financial Information

## 中期財務資料審閱報告

### TO THE BOARD OF DIRECTORS OF YE XING GROUP HOLDINGS LIMITED

(incorporated in the Cayman Islands with limited liability)

### INTRODUCTION

We have reviewed the accompanying unaudited condensed interim consolidated financial statements of Ye Xing Group Holdings Limited (“the Company”) and its subsidiaries (collectively referred to as the “Group”) set out on pages 45 to 68, which comprises the unaudited condensed consolidated statement of financial position as at 30 June 2024 and the unaudited condensed consolidated statement of profit or loss and other comprehensive income, the unaudited condensed consolidated statement of changes in equity and the unaudited condensed consolidated statement of cash flows for the six-month period then ended, and explanatory notes. The Rules Governing the Listing of Securities on The Stock Exchange of Hong Kong Limited require the preparation of a report on interim financial information to be in compliance with the relevant provisions thereof and Hong Kong Accounting Standard 34 “Interim Financial Reporting” (“HKAS 34”) issued by the Hong Kong Institute of Certified Public Accountants (the “HKICPA”).

The directors are responsible for the preparation and presentation of these unaudited condensed interim consolidated financial statements in accordance with HKAS 34. Our responsibility is to express a conclusion on these unaudited condensed interim consolidated financial statements based on our review. Our report is made solely to you, as a body, in accordance with our agreed terms of engagement, and for no other purpose. We do not assume responsibility towards or accept liability to any other person for the contents of this report.

### SCOPE OF REVIEW

We conducted our review in accordance with Hong Kong Standard on Review Engagements 2410 “Review of Interim Financial Information Performed by the Independent Auditor of the Entity” issued by the HKICPA. A review of unaudited condensed interim consolidated financial information consists of making inquiries, primarily of persons responsible for financial and accounting matters, and applying analytical and other review procedures. A review is substantially less in scope than an audit conducted in accordance with Hong Kong Standards on Auditing and consequently does not enable us to obtain assurance that we would become aware of all significant matters that might be identified in an audit. Accordingly, we do not express an audit opinion.

### 致燁星集團控股有限公司董事會

(於開曼群島註冊成立之有限公司)

### 緒言

本核數師已審閱列載於第45頁至第68頁燁星集團控股有限公司(「貴公司」)及其附屬公司的未經審計簡明中期綜合財務報表，其包括於二零二四年六月三十日的未經審計簡明綜合財務狀況表與截至該日止六個月期間的相關未經審計簡明綜合損益及其他全面收益表、未經審計簡明綜合權益變動表及未經審計簡明綜合現金流量表、以及若干說明附註。香港聯合交易所有限公司《證券上市定規則》規定，有關中期財務資料之報告須根據其有關條文以及由香港會計師公會頒佈的香港會計準則第34號「中期財務報告」(「香港會計準則第34號」)而編製。

貴公司董事須負責根據香港會計準則第34號編製及列報未經審計簡明綜合中期財務報表。我們的責任是根據我們的審閱，對未經審計簡明中期綜合財務報表作出結論，並根據雙方協定的委聘條款，僅向董事會(作為一個團體)報告我們的結論，並不為任何其他目的。我們並不就本報告的內容對任何其他人士承擔任何義務或接受任何責任。

### 審閱範圍

我們已根據香港會計師公會頒佈的香港審閱委聘準則第2410號「實體的獨立核數師審閱中期財務資料」進行審閱。審閱未經審計簡明中期綜合財務報表包括主要向負責財務和會計事宜的人員進行查詢，並應用分析和其他審閱程序。審閱的範圍遠較根據香港審計準則進行審計的範圍為小，故不能令我們可保證我們將得悉在審計中可能發現的所有重大事項。因此，我們並無發表任何審計意見。





# Report on Review of Interim Financial Information

## 中期財務資料審閱報告

### CONCLUSION

Based on our review, nothing has come to our attention that causes us to believe that the accompanying unaudited condensed interim consolidated financial statements are not prepared, in all material respects, in accordance with HKAS 34.

**Crowe (HK) CPA Limited**  
*Certified Public Accountants*  
Hong Kong  
27 August 2024

**Tsui Kar Lam Karen**  
Practising Certificate Number: P06426

### 結論

按照我們審閱的結果，我們並無發現任何事項，令我們相信未經審計簡明中期綜合財務報表在各重大方面未有根據香港會計準則第34號而編製。

**國富浩華(香港)會計師事務所有限公司**  
*執業會計師*  
香港  
二零二四年八月二十七日

**徐嘉琳**  
執業證書編號：P06426



# Condensed Consolidated Statement of Profit or Loss and Other Comprehensive Income

## 簡明綜合損益及其他全面收益表

For the six months ended 30 June 2024 截至二零二四年六月三十日止六個月

		Six months ended 30 June 截至六月三十日止六個月		
		NOTES 附註	2024 二零二四年 RMB'000 人民幣千元 (unaudited) (未經審計)	2023 二零二三年 RMB'000 人民幣千元 (unaudited) (未經審計)
Revenue	收益	3	<b>186,856</b>	170,728
Cost of services	服務成本		<b>(145,789)</b>	(123,587)
Gross profit	毛利		<b>41,067</b>	47,141
Other income	其他收入	4	<b>870</b>	965
Other gains or losses, net	其他收益或虧損，淨額	5	<b>(2)</b>	261
Administrative expenses	行政費用		<b>(21,497)</b>	(24,486)
Impairment loss of trade and other receivables, net	貿易及其他應收款減值虧損淨值	15	<b>(7,194)</b>	(3,890)
Impairment loss of amounts due from related parties, net	應收關連方款減值虧損淨值	15	<b>(1,393)</b>	(941)
Selling expenses	銷售費用		<b>(1,386)</b>	(2,457)
Interests on lease liabilities	租賃負債的利息		-	(5)
Profit before tax	除稅前溢利	7	<b>10,465</b>	16,588
Income tax expense	所得稅費用	6	<b>(3,739)</b>	(3,243)
Profit and total comprehensive income for the period	本期溢利及全面收益總額		<b>6,726</b>	13,345
Profit and total comprehensive income for the period attributable to:	下列應佔年度溢利及全面收益總額：			
– Owners of the Company	– 本公司擁有人		<b>6,638</b>	13,336
– Non-controlling interests	– 非控股權益		<b>88</b>	9
			<b>6,726</b>	13,345
Earnings per share (RMB cent)	每股盈利(人民幣分)			
– Basic	– 基本	9	<b>1.64</b>	3.29



# Condensed Consolidated Statement of Financial Position

## 簡明綜合財務狀況表

As at 30 June 2024 於二零二四年六月三十日

		NOTES 附註	As at 30 June 2024 二零二四年 六月三十日 RMB'000 人民幣千元 (unaudited) (未經審計)	As at 31 December 2023 二零二三年 十二月三十一日 RMB'000 人民幣千元 (audited) (經審計)
<b>NON-CURRENT ASSETS</b>	<b>非流動資產</b>			
Property, plant and equipment	物業、廠房及設備	10	34,830	37,238
Intangible assets	無形資產		11,170	12,643
Deferred tax assets	遞延稅項資產		21,374	19,298
Right-of-use assets	使用權資產		36,240	37,296
Goodwill	商譽		29,709	29,709
			<b>133,323</b>	136,184
<b>CURRENT ASSETS</b>	<b>流動資產</b>			
Properties held for sale	待售物業	11	7,771	5,338
Trade and other receivables	貿易及其他應收款項	12	132,955	95,086
Amounts due from related parties	應收關聯方款項	13	57,807	61,585
Tax recoverable	可收回稅項		49	1,201
Bank balances and cash	銀行結餘及現金	14	136,398	140,090
			<b>334,980</b>	303,300
<b>CURRENT LIABILITIES</b>	<b>流動負債</b>			
Trade and other payables	貿易及其他應付款項	16	108,522	115,645
Contract liabilities	合約負債		106,784	80,834
Provisions	撥備	17	916	–
Lease liabilities	租賃負債		59	59
Tax liabilities	稅項負債		6,614	3,965
			<b>222,895</b>	200,503
<b>NET CURRENT ASSETS</b>	<b>流動資產淨額</b>		<b>112,085</b>	102,797
<b>TOTAL ASSETS LESS CURRENT LIABILITIES</b>	<b>總資產減流動負債</b>		<b>245,408</b>	238,981
<b>NON-CURRENT LIABILITIES</b>	<b>非流動負債</b>			
Lease liabilities	租賃負債		6	71
Deferred tax liabilities	遞延稅項負債		2,772	3,036
			<b>2,778</b>	3,107
<b>NET ASSETS</b>	<b>淨資產</b>		<b>242,630</b>	235,874

# Condensed Consolidated Statement of Financial Position

## 簡明綜合財務狀況表

As at 30 June 2024 於二零二四年六月三十日

		As at 30 June 2024 二零二四年 六月三十日 RMB'000 人民幣千元 (unaudited) (未經審計)	As at 31 December 2023 二零二三年 十二月三十一日 RMB'000 人民幣千元 (audited) (經審計)
	NOTES 附註		
<b>CAPITAL AND RESERVES</b>	<b>資本及儲備</b>		
Share capital	股本	3,650	3,650
Reserves	儲備	237,906	231,268
Total equity attributable to owners of the Company	歸屬於本公司擁有人的 總權益	241,556	234,918
Non-controlling interests	非控股權益	1,074	956
<b>TOTAL EQUITY</b>	<b>總權益</b>	<b>242,630</b>	235,874





# Condensed Consolidated Statement of Changes in Equity

## 簡明綜合權益變動表

For the six months ended 30 June 2024 截至二零二四年六月三十日止六個月

		Attributable to owners of the company					Subtotal	Non-controlling interests	Total
		本公司擁有人應佔							
		Share capital	Share premium	Statutory reserve	Capital reserve	Retained profits			
		股本	股份溢價	法定儲備	資本儲備	保留溢利	小計	非控股權益	合計
		RMB'000	RMB'000	RMB'000	RMB'000	RMB'000	RMB'000	RMB'000	RMB'000
		人民幣千元	人民幣千元	人民幣千元	人民幣千元	人民幣千元	人民幣千元	人民幣千元	人民幣千元
At 1 January 2023 (audited)	於二零二三年一月一日 (經審計)	3,650	179,495	22,757	(15,725)	21,943	212,120	654	212,774
Profit and total comprehensive income for the period	本期溢利及全面收益總額	-	-	-	-	13,336	13,336	9	13,345
Transfer to statutory reserve	轉撥至法定儲備	-	-	76	-	(76)	-	-	-
At 30 June 2023 (unaudited)	於二零二三年六月三十日 (未經審計)	3,650	179,495	22,833	(15,725)	35,203	225,456	663	226,119
At 1 January 2024 (audited)	於二零二四年一月一日 (經審計)	3,650	179,495	23,377	21,121	7,275	234,918	956	235,874
Profit and total comprehensive income for the period	本期溢利及全面收益總額	-	-	-	-	6,638	6,638	88	6,726
Transfer to statutory reserve	轉撥至法定儲備	-	-	298	-	(298)	-	-	-
Transfer to retained profits upon deregistration of a subsidiary	因註銷一所附屬公司轉撥至保留溢利	-	-	(101)	-	101	-	-	-
Capital contribution from non-controlling interests	非控股權益注資	-	-	-	-	-	-	30	30
At 30 June 2024 (unaudited)	於二零二四年六月三十日 (未經審計)	3,650	179,495	23,574	21,121	13,716	241,556	1,074	242,630

# Condensed Consolidated Statement of Cash Flows

## 簡明綜合現金流量表

For the six months ended 30 June 2024 截至二零二四年六月三十日止六個月

		Six months ended 30 June 截至六月三十日止六個月	
		2024 二零二四年 RMB'000 人民幣千元 (unaudited) (未經審計)	2023 二零二三年 RMB'000 人民幣千元 (unaudited) (未經審計)
<b>OPERATING ACTIVITIES</b>	<b>經營活動</b>		
Operating cash flows before movements in working capital	營運資金變動前的經營現金流量	<b>24,113</b>	25,235
(Increase)/decrease in properties held for sale	待售物業(增加)/減少	<b>(2,433)</b>	850
Increase in trade and other receivables	貿易及其他應收款項增加	<b>(45,063)</b>	(28,665)
Decrease in amounts due from related parties	應收關聯方款項減少	<b>2,385</b>	730
Decrease in trade and other payables	貿易及其他應付款項減少	<b>(7,123)</b>	(9,056)
Increase in provisions	撥備增加	<b>916</b>	–
Increase in contract liabilities	合約負債增加	<b>25,950</b>	29,938
Cash (used in)/generated from operations	經營(所用)/所得的現金	<b>(1,255)</b>	19,032
Income tax paid	已付所得稅	<b>(2,278)</b>	(1,790)
<b>NET CASH (USED IN)/GENERATED FROM OPERATING ACTIVITIES</b>	<b>經營活動(所用)/所得現金淨額</b>	<b>(3,533)</b>	17,242
<b>INVESTING ACTIVITIES</b>	<b>投資活動</b>		
Purchase of property, plant and equipment	購置物業、廠房及設備	<b>(911)</b>	(279)
Advance to related parties	向關聯方墊款	<b>(17,760)</b>	(45,154)
Repayment from related parties	獲關聯方還款	<b>17,760</b>	45,891
Interest received	已收利息	<b>668</b>	593
Other investing cash flows	其他投資現金流	<b>7</b>	100
<b>NET CASH (USED IN)/GENERATED FROM INVESTING ACTIVITIES</b>	<b>投資活動(所用)/所得現金淨額</b>	<b>(236)</b>	1,151



# Condensed Consolidated Statement of Cash Flows

## 簡明綜合現金流量表

For the six months ended 30 June 2024 截至二零二四年六月三十日止六個月

		<b>Six months ended 30 June</b> 截至六月三十日止六個月	
		<b>2024</b> 二零二四年 <b>RMB'000</b> 人民幣千元 <b>(unaudited)</b> (未經審計)	2023 二零二三年 RMB'000 人民幣千元 (unaudited) (未經審計)
<b>FINANCING ACTIVITIES</b>	<b>融資活動</b>		
Other financing cash flows	其他融資現金流	<b>(35)</b>	(68)
<b>NET CASH USED IN FINANCING ACTIVITIES</b>	<b>融資活動所用現金淨額</b>	<b>(35)</b>	(68)
<b>NET (DECREASE)/INCREASE IN CASH AND CASH EQUIVALENTS</b>	<b>現金及現金等值項目(減少)/增加淨額</b>	<b>(3,804)</b>	18,325
<b>CASH AND CASH EQUIVALENTS AT BEGINNING OF THE PERIOD</b>	<b>期初的現金及現金等值項目</b>	<b>140,090</b>	135,219
<b>EFFECT OF FOREIGN EXCHANGE RATE CHANGES</b>	<b>外匯匯率變動的影響</b>	<b>112</b>	344
<b>CASH AND CASH EQUIVALENTS AT END OF THE PERIOD AND REPRESENTED BY BANK</b>	<b>期末的現金及現金等值項目，即銀行結餘</b>	<b>136,398</b>	153,888

### 1. GENERAL AND BASIS OF PREPARATION

The Company was incorporated and registered as an exempted company with limited liability in the Cayman Islands under the Companies Act of the Cayman Islands Chapter 22 (Law 3 of 1961, as consolidated and revised) on 26 March 2019. The shares of the Company have been listed on Main board of The Stock Exchange of Hong Kong Limited on 13 March 2020.

The condensed consolidated financial statements have been prepared in accordance with Hong Kong Accounting Standard (“HKAS”) 34 “Interim Financial Reporting” issued by the Hong Kong Institute of Certified Public Accountants (the “HKICPA”) as well as with the applicable disclosure requirements of Appendix D2 to the Rules Governing the Listing of Securities on The Stock Exchange of Hong Kong Limited.

### 2. PRINCIPAL ACCOUNTING POLICIES

The condensed consolidated financial statements have been prepared on the historical cost basis.

Other than additional accounting policies resulting from the application of revised Hong Kong Financial Reporting Standards (“HKFRSs”), the accounting policies and methods of computation used in the condensed consolidated financial statements for the six months ended 30 June 2024 are the same as those presented in the Group’s annual financial statements for the year ended 31 December 2023.

### 1. 一般資料及編製基礎

本公司於二零一九年三月二十六日根據開曼群島公司法第22章(一九六一年第3號法例，經綜合及修訂)於開曼群島註冊成立及登記為獲豁免有限公司。本公司股票已於二零二零年三月十三日在香港證券交易所主板上市。

該等簡明綜合財務報表乃根據香港會計師公會頒佈的香港會計準則第34號「中期財務報告」及香港聯合交易所有限公司證券上市規則附錄D2有關披露的規定而編製。

### 2. 主要會計政策

該等簡明綜合財務報表按歷史成本基礎編製。

編製截至二零二四年六月三十日止六個月的簡明綜合財務報表所採用的會計政策和計算方法與編製本集團截至二零二三年十二月三十一日止年度的年度財務報表所採用者一致，惟因應用經修訂之香港財務報告準則(「香港財務報告準則」)而額外採納的會計政策除外。



## 2. PRINCIPAL ACCOUNTING POLICIES 2. 主要會計政策(續)

(Continued)

### Application of revised HKFRSs

In the current interim period, the Group has applied the following revised HKFRSs issued by the HKICPA, for the first time, which are mandatorily effective for the annual period beginning on or after 1 January 2024 for the preparation of the Group's condensed consolidated financial statements:

Amendments to HKAS 1	Classification of Liabilities as Current or Non-current and related amendments to Hong Kong Interpretation 5 and Non-current Liabilities with Covenants
Amendments to HKAS 7 and HKFRS 7	Supplier Finance Arrangements
Amendments to HKFRS 16	Lease Liability in a Sale and Leaseback

The application of the amendments to HKFRSs in the current period has had no material impact on the Group's financial positions and performance for the current and prior periods or on the disclosures set out in these condensed consolidated financial statements.

### 應用經修訂之香港財務報告準則

於本中期期間，本集團已首次應用由香港會計師公會頒佈的於二零二四年一月一日或之後開始的年度期間強制生效的以下經修訂之香港財務報告準則的修訂，並根據該等修訂編製本集團的簡明綜合財務報表：

香港會計準則第1號(修訂本)	將負債分類為流動或非流動及香港詮釋第5號的相關修訂本及附帶契諾之非流動負債
香港會計準則第7號及香港財務報告準則第7號(修訂本)	供應商融資安排
香港財務報告準則第16號(修訂本)	售後租回之租賃負債

於本期間應用經修訂之香港財務報告準則不會對本集團本期間及以前期間的財務狀況和財務表現或對該等簡明綜合財務報表中所載披露產生重大影響。

## 2. PRINCIPAL ACCOUNTING POLICIES (Continued)

### New and revised HKFRSs in issue but not yet effective

The following new and revised HKFRSs have been issued but are not effective for the financial year beginning on 1 January 2024 and have not been early adopted by the Group:

Amendments to HKAS 21	Lack of Exchangeability <sup>1</sup>
Amendments to HKFRS 9 and HKFRS 7	Amendments to the Classification and Measurement of Financial Instruments <sup>2</sup>
HKFRS 18 and consequential amendments to other HKFRSs	Presentation and Disclosure in Financial Statements <sup>3</sup>
HKFRS 19	Subsidiaries without Public Accountability: Disclosures <sup>3</sup>
Amendments to HKFRS 10 and HKAS 28	Sale or Contribution of Assets between an Investor and its Associate or Joint Venture <sup>4</sup>

<sup>1</sup> Effective for annual periods beginning on or after 1 January 2025

<sup>2</sup> Effective for annual periods beginning on or after 1 January 2026

<sup>3</sup> Effective for annual periods beginning on or after 1 January 2027

<sup>4</sup> Effective for annual periods beginning on or after a date to be determined

The Group is assessing the full impact of the new and revised HKFRSs.

### 已頒佈但尚未生效的新訂和經修訂香港財務報告準則

下列為已頒佈但於二零二四年一月一日開始的財政年度尚未生效，且本集團亦未有提前採納的新訂和經修訂之香港財務報告準則：

香港會計準則第21號 (修訂本)	缺乏可兌換性 <sup>1</sup>
香港財務報告準則第9號及香港財務報告準則第7號(修訂本)	金融工具的分類及計量(修訂本) <sup>2</sup>
香港財務報告準則第18號及對其他香港財務報告準則的相應修訂	財務報表中的呈列及披露 <sup>3</sup>
香港財務報告準則第19號	並無公眾問責性的附屬公司：披露 <sup>3</sup>
香港財務報告準則第10號及香港會計準則第28號(修訂本)	投資者與其聯營公司或合營公司之間的資產出售及投入 <sup>4</sup>

<sup>1</sup> 於二零二五年一月一日或之後開始之年度期間生效

<sup>2</sup> 於二零二六年一月一日或之後開始之年度期間生效

<sup>3</sup> 於二零二七年一月一日或之後開始之年度期間生效

<sup>4</sup> 於待定期或之後開始之年度期間生效

本集團現正在評估新訂和經修訂之香港財務報告準則的全面影響。

# Notes to the Condensed Consolidated Financial Statements

## 簡明綜合財務報表附註

For the six months ended 30 June 2024 截至二零二四年六月三十日止六個月

### 3. REVENUE AND SEGMENT INFORMATION

### 3. 收益及分部資料

#### Disaggregation of revenue from contracts with customers

#### 來自客戶合約之收益明細

		Six months ended 30 June 截至六月三十日止六個月	
		2024 二零二四年 RMB'000 人民幣千元 (unaudited) (未經審計)	2023 二零二三年 RMB'000 人民幣千元 (unaudited) (未經審計)
Types of goods or services	商品及服務類型		
Property management services	物業管理服務	157,927	147,707
Property developer related services	物業開發商相關服務	4,014	3,073
Value-added services	增值服務	24,915	19,948
		<b>186,856</b>	<b>170,728</b>
Types of customers	客戶類型		
External customers	外部客戶	182,475	166,950
Fellow subsidiaries	同系附屬公司	4,381	3,778
		<b>186,856</b>	<b>170,728</b>
Timing of revenue recognition	收益確認時間		
Over time	一段時間內	175,209	162,535
A point in time	於某個時點	11,647	8,193
		<b>186,856</b>	<b>170,728</b>

Information reported to the directors of the Company, being the chief operating decision maker (“CODM”) of the Group, for the purposes of resources allocation and assessment of segment performance focuses on the revenue analysis of each operating segment in the provision of property management services, property developer related services and value-added services of the Group. Other than the revenue analysis as set out above, no operating results and other discrete financial information including geographical location by operating segments relating to provision of property management services, property developer related services and value-added services is prepared regularly for internal reporting to the CODM for resources allocation and performance assessment.

就資源配置及評估分部表現目的而向本公司董事(為本集團的主要經營決策者(「主要經營決策者」))匯報的資料專注於本集團提供物業管理服務、物業開發商相關服務增值服務的各經營分部收益分析。除上文所載的收益分析外，並無定期編製有關提供物業管理服務、物業開發商相關服務及增值服務的經營業績及其他獨立財務資料(包括按經營分部劃分的地理分佈)，以就資源配置及表現評估向主要營運決策者進行內部呈報。

## 4. OTHER INCOME

## 4. 其他收入

		Six months ended 30 June 截至六月三十日止六個月	
		2024 二零二四年 RMB'000 人民幣千元 (unaudited) (未經審計)	2023 二零二三年 RMB'000 人民幣千元 (unaudited) (未經審計)
Bank interest income	銀行利息收入	668	593
Others	其他	202	372
		<b>870</b>	965

## 5. OTHER GAINS OR LOSSES, NET

## 5. 其他收益或虧損，淨額

		Six months ended 30 June 截至六月三十日止六個月	
		2024 二零二四年 RMB'000 人民幣千元 (unaudited) (未經審計)	2023 二零二三年 RMB'000 人民幣千元 (unaudited) (未經審計)
Government subsidy	政府補助	-	6
Net exchange gain	匯兌收益淨額	112	344
Others	其他	(114)	(89)
		<b>(2)</b>	261





# Notes to the Condensed Consolidated Financial Statements

## 簡明綜合財務報表附註

For the six months ended 30 June 2024 截至二零二四年六月三十日止六個月

### 6. INCOME TAX EXPENSE

### 6. 所得稅費用

		Six months ended 30 June 截至六月三十日止六個月	
		2024 二零二四年 RMB'000 人民幣千元 (unaudited) (未經審計)	2023 二零二三年 RMB'000 人民幣千元 (unaudited) (未經審計)
Current tax	即期稅項		
PRC Enterprise Income Tax	中國企業所得稅	6,079	4,836
Deferred tax	遞延稅項	(2,340)	(1,593)
		<b>3,739</b>	<b>3,243</b>

### 7. PROFIT BEFORE TAX

### 7. 除稅前溢利

		Six months ended 30 June 截至六月三十日止六個月	
		2024 二零二四年 RMB'000 人民幣千元 (unaudited) (未經審計)	2023 二零二三年 RMB'000 人民幣千元 (unaudited) (未經審計)
Profit before tax for the period has been arrived at after charging the following items:	本期稅前溢利經扣除各項得出：		
Depreciation for property, plant and equipment	物業、廠房及設備折舊	3,312	3,040
Depreciation for right-of-use assets	使用權資產折舊	1,056	150
Amortisation of intangible assets	無形資產攤銷	1,473	1,555
Total depreciation and amortisation	折舊和攤銷總額	<b>5,841</b>	<b>4,745</b>

**8. DIVIDENDS**

No dividend was paid, declared or proposed for the six months ended 30 June 2023. The directors of the Company have resolved that no dividend will be paid for the six months ended 30 June 2024.

**8. 股息**

本公司並無派付、宣派或擬分派截至二零二三年六月三十日止六個月期間的股息。本公司董事決定不會派付截至二零二四年六月三十日止六個月期間的股息。

**9. EARNINGS PER SHARE**

The calculation of the basic earnings per share attributable to owners of the Company is based on the following data:

**9. 每股盈利**

本公司擁有人應佔每股基本收益的計算乃基於以下資料：

		<b>Six months ended 30 June</b> 截至六月三十日止六個月	
		<b>2024</b> 二零二四年 <b>RMB'000</b> 人民幣千元	2023 二零二三年 RMB'000 人民幣千元
<b>Earnings</b>	<b>盈利</b>		
Earnings for the purpose of basic earnings per share (profit for the period attributable to owners of the Company)	就基本每股盈利而言的盈利 (本公司擁有人應佔本期溢利)	<b>6,638</b>	13,336
		<b>Number of shares</b> 股份數目	Number of shares 股份數目
Weighted average number of ordinary shares for the purpose of basic earnings per share	就基本每股盈利而言的普通股加權平均數	<b>405,310,000</b>	405,310,000

No diluted earnings per share was presented for the six months ended 30 June 2024 and 2023 as there were no potential ordinary shares in issue during the periods.

截至二零二四年及二零二三年六月三十日止六個月，未呈列攤薄每股盈利，乃因此等期間並無潛在的已發行普通股。





# Notes to the Condensed Consolidated Financial Statements

## 簡明綜合財務報表附註

For the six months ended 30 June 2024 截至二零二四年六月三十日止六個月

### 10. PROPERTY, PLANT AND EQUIPMENT

During the current interim period, the Group recognised RMB911,000 (year ended 31 December 2023: RMB1,593,000) for acquisition of leasehold land and building, leasehold improvement and furniture, fixtures and equipment.

### 11. PROPERTIES HELD FOR SALE

Properties held for sale represent 172 (as at 31 December 2023: 157) units of car parks acquired by the Group which are held for sale, they are initially stated at costs and subsequently carried at the lower of cost and net realisable value.

During the six months ended 30 June 2024, the Group acquired 23 units of car parks at a consideration of approximately RMB2,705,000 through judicial auctions. Beijing Hongkun Weiye Real Estate Development Company Limited (“Hongkun Weiye”) was the property developer of the foreclosed car parks.

### 10. 物業、廠房及設備

於本中期期間，本集團購買租賃土地及樓宇，租賃裝修及家具、固定裝置及設備已確認人民幣911,000元（截至二零二三年十二月三十一日止年度：人民幣1,593,000元）。

### 11. 待售物業

待售物業為本集團收購的172（於二零二三年十二月三十一日：157）個待售停車場車位，最初按成本計量，其後按成本及可變現淨值中的較低者計量。

截至二零二四年六月三十日止六個月，本集團以約人民幣2,705,000元的代價在司法拍賣中收購了23個停車場車位。北京鴻坤偉業房地產開發有限公司（「鴻坤偉業」）為該等法拍停車場車位的物業開發商。



## 12. TRADE AND OTHER RECEIVABLES

## 12. 貿易及其他應收款項

		As at 30 June 2024 二零二四年 六月三十日 RMB'000 人民幣千元 (unaudited) (未經審計)	As at 31 December 2023 二零二三年 十二月三十一日 RMB'000 人民幣千元 (audited) (經審計)
Trade receivables	貿易應收款項	136,640	91,826
Less: allowance for credit losses	減：信貸虧損撥備	(20,556)	(13,466)
		<b>116,084</b>	78,360
Other receivables:	其他應收款項：		
Deposits	按金	3,894	1,079
Prepayments	預付款項	5,530	6,591
Payments on behalf of residents	代住戶付款	4,323	2,949
Advances to staff	向員工墊款	1,310	4,107
Other tax recoverable	可收回其他稅項	205	312
Others	其他	1,841	1,816
Less: allowance for credit losses	減：信貸虧損撥備	(232)	(128)
		<b>16,871</b>	16,726
Total trade and other receivables	貿易及其他應收款項總額	<b>132,955</b>	95,086



# Notes to the Condensed Consolidated Financial Statements

## 簡明綜合財務報表附註

For the six months ended 30 June 2024 截至二零二四年六月三十日止六個月

### 12. TRADE AND OTHER RECEIVABLES (Continued) 12. 貿易及其他應收款項(續)

Property management service income is generally required to be settled by property owners and property developers on the date upon issuance of demand note.

物業管理服務收入通常由向業主及物業開發商於發出繳費單日期結算。

The Group generally grants a credit period of 30 days for its property developer related services and value-added services to the property owners.

本集團通常就其物業開發商相關服務及增值服務給予業主30天的信貸期。

The following is an ageing analysis of trade receivables, before the allowances for credit losses presented based on the date of demand note issued:

以下貿易應收款項(扣除信貸虧損撥備前)的賬齡分析，乃基於繳費單發出日期呈列：

		As at 30 June 2024 二零二四年 六月三十日 RMB'000 人民幣千元 (unaudited) (未經審計)	As at 31 December 2023 二零二三年 十二月三十一日 RMB'000 人民幣千元 (audited) (經審計)
0 to 60 days	0至60天	59,492	34,623
61 to 180 days	61至180天	27,140	19,878
181 to 365 days	181至365天	22,395	10,058
1 to 2 years	1至2年	10,244	18,189
2 to 3 years	2至3年	9,149	3,874
Over 3 years	超過3年	8,220	5,204
		<b>136,640</b>	91,826

Details of allowance for credit losses are set out in note 15 to the condensed consolidated financial statements.

本中期期間信貸虧損明細列載於簡明綜合財務報表附註15。

## 13. AMOUNTS DUE FROM RELATED PARTIES

## 13. 應收關聯方款項

			As at 30 June 2024 二零二四年 六月三十日 RMB'000 人民幣千元 (unaudited) (未經審計)	As at 31 December 2023 二零二三年 十二月三十一日 RMB'000 人民幣千元 (audited) (經審計)
Due from fellow subsidiaries	應收同系附屬公司款項			
Trade nature	貿易性質	(a)	116,672	119,057
Less: allowance for credit losses	減：信貸虧損撥備	(b)	(58,865)	(57,472)
			<b>57,807</b>	61,585

Notes:

- (a) The Group generally grants a credit period of 30 days for its property developer related services and value-added services to its related parties and no credit term granted to related parties for its provision of property management services in which such income is generally required to be settled upon the date of issuance of demand note.

附註：

- (a) 本集團向其關聯方提供物業開發相關服務及增值服務時一般授予30天的信貸期，而向關聯方提供物業管理服務時，並不會給予信貸期，且該等收入通常須於繳費單發出日期結算。



# Notes to the Condensed Consolidated Financial Statements

## 簡明綜合財務報表附註

For the six months ended 30 June 2024 截至二零二四年六月三十日止六個月

### 13. AMOUNTS DUE FROM RELATED PARTIES (Continued) 13. 應收關聯方款項(續)

Notes: (Continued)

- (b) The Group applies the general approach to measure the expected credit loss (“ECL”) of receivables from related parties. Under the general approach, receivables from related parties are categorised into the following three stages based on the change in credit risk since initial recognition: Stage 1: 12-month ECL, Stage 2: Lifetime ECL – not credit impaired and Stage 3: Lifetime ECL – credit-impaired.

For amounts classified as Stages 1 and 2, the management assesses loss allowances using the risk parameter modelling approach that incorporates key parameters, including probability of default and loss given default and exposure at default. For credit-impaired assets classified as Stage 3, the management assesses the credit loss allowances by estimating the future cash flows expected to arise from the financial assets.

On 11 and 12 May 2022, Hongkun Weiye, the holding company of the related parties, announced that 14.75% of its guaranteed senior notes was in default in payment of the accrued interest. On the other hand, the default in payment of interest triggered the default of three other bonds issued by Hongkun Weiye. Up to the date of this report, Hongkun Weiye had not reached any settlement agreement with the bond/note holders. As a result of the above events, the Group considered that the risk of default by Hongkun Weiye increased and classified as Stage 2.

附註：(續)

- (b) 該集團對於從相關方應收款項進行預期信用虧損(「預期信用虧損」)的測量，適用一般方法。根據一般方法，根據自初次認列以來信用風險的變化，將來自相關方的應收款項分為以下三個階段：階段1：12個月預期信用虧損、階段2：終身預期信用虧損－未受信用損失影響及階段3：終身預期信用虧損－信用損失影響。

對於被歸類為階段1和階段2的金額，管理層使用風險參數建模方法進行損失準備評估，其中包括違約概率、違約損失和違約風險承擔。對於被歸類為階段3的信用受損資產，管理層通過估計預期從金融資產中產生的未來現金流量來評估信用虧損準備。

二零二二年五月十一日和十二日，關連方的控股公司鴻坤偉業宣佈，其14.75%的有擔保優先票據未能支付應計利息。另一方面，利息支付違約引發了鴻坤偉業發行的另外三個債券的違約。截至本報告日，鴻坤偉業尚未與債券／票據持有人達成任何和解協議。由於上述事件的影響，集團認為鴻坤偉業的違約風險會增加和分類為階段2。



**13. AMOUNTS DUE FROM RELATED PARTIES***(Continued)*

The following is an ageing analysis of trade receivables from related parties presented based on the date of demand note:

0 to 60 days	0至60天
61 to 180 days	61至180天
181 to 365 days	181至365天
1 to 2 years	1至2年
2 to 3 years	2至3年
Over 3 years	3年以上

**13. 應收關聯方款項(續)**

以下為按繳費單日期呈列的應收關聯方貿易款項的賬齡分析：

	<b>As at 30 June 2024 二零二四年 六月三十日 RMB'000 人民幣千元 (unaudited) (未經審計)</b>	<b>As at 31 December 2023 二零二三年 十二月三十一日 RMB'000 人民幣千元 (audited) (經審計)</b>
	<b>2,562</b>	4,703
	<b>2,081</b>	1,654
	<b>6,357</b>	4,004
	<b>28,359</b>	28,851
	<b>41,823</b>	47,482
	<b>35,490</b>	32,363
	<b>116,672</b>	119,057

**14. BANK BALANCES AND CASH**

The bank balances carry interest at variable rate with an average interest rate of 0.20% for the six months ended 30 June 2024 (year ended 31 December 2023: 0.20%) per annum.

**14. 銀行結餘及現金**

銀行結餘按浮動利率計息，截至二零二四年六月三十日止六個月的平均年利率為0.20%（截至二零二三年十二月三十一日止年度：0.20%）。



# Notes to the Condensed Consolidated Financial Statements

## 簡明綜合財務報表附註

For the six months ended 30 June 2024 截至二零二四年六月三十日止六個月

### 15. IMPAIRMENT ASSESSMENT ON FINANCIAL ASSETS 15. 金融資產減值評估

		Six months ended 30 June 截至六月三十日止六個月	
		2024 二零二四年 RMB'000 人民幣千元 (unaudited) (未經審計)	2023 二零二三年 RMB'000 人民幣千元 (unaudited) (未經審計)
Impairment loss recognised in respect of	就以下各項確認的減值虧損		
Trade and other receivables	貿易及其他應收款項		
Trade receivables	貿易應收款項	7,090	3,957
Other receivables	其他應收款項	104	(67)
		<b>7,194</b>	3,890
Due from related parties	應收關聯方款項		
Trade nature	貿易性質	1,393	1,358
Non-trade nature	非貿易性質	-	(417)
		<b>1,393</b>	941
		<b>8,587</b>	4,831

The basis of determining the inputs and assumptions and the estimation techniques used in the condensed consolidated financial statements for the six months ended 30 June 2024 are the same as those followed in the preparation of the Group's annual financial statements for the year ended 31 December 2023.

截至二零二四年六月三十日止六個月的簡明綜合財務報表所採用的輸入值、假設以及估值技術的釐定基礎與編製本集團截至二零二三年十二月三十一日止年度的年度財務報表所採用者相同。

## 16. TRADE AND OTHER PAYABLES

## 16. 貿易及其他應付款項

		As at 30 June 2024 二零二四年 六月三十日 RMB'000 人民幣千元 (unaudited) (未經審計)	As at 31 December 2023 二零二三年 十二月三十一日 RMB'000 人民幣千元 (audited) (經審計)
Trade payables	貿易應付款項	36,701	37,792
Other payables:	其他應付款項：		
Receipts on behalf of residents	代住戶收款	7,948	9,782
Deposits received	已收按金	36,288	35,780
Accrued staff costs	應計員工成本	14,535	18,812
Accrued contribution to social insurance and housing provident funds	應計社會保險及住房公積金供款	3,545	6,474
Other tax payables	其他應付稅項	5,053	3,457
Accrued expenses	應計費用	3,110	2,507
Other payables	其他應付款項	1,342	1,041
Total other payables	其他應付款項總額	71,821	77,853
Total trade and other payables	貿易及其他應付款項總額	108,522	115,645

# Notes to the Condensed Consolidated Financial Statements

## 簡明綜合財務報表附註

For the six months ended 30 June 2024 截至二零二四年六月三十日止六個月

### 16. TRADE AND OTHER PAYABLES (Continued)

The credit period granted by suppliers to the Group ranges from 30 days to 90 days. The following is an ageing analysis of trade payables presented based on the invoice date at the end of each reporting period:

		As at 30 June 2024 二零二四年 六月三十日 RMB'000 人民幣千元 (unaudited) (未經審計)	As at 31 December 2023 二零二三年 十二月三十一日 RMB'000 人民幣千元 (audited) (經審計)
Within 1 year	1年內	30,195	28,621
1–2 years	1至2年	2,365	6,351
2–3 years	2至3年	1,556	2,685
Over 3 years	3年以上	2,585	135
		<b>36,701</b>	<b>37,792</b>

### 17. PROVISIONS

Provision for onerous contract 虧損性合約撥備

Provision for onerous contract relates to the Group's exposure to the unavoidable cost of meeting its obligations under the contract, which exceeds the expected benefits to be received by the Group. The provision is measured at the present value of the lower of the expected cost of terminating the contract and the expected net cost of continuing with the contract.

### 16. 貿易及其他應付款項(續)

供應商授予本集團的信貸期介乎30天至90天。以下為於各報告期末基於發票日期呈列的貿易應付款項的賬齡分析：

### 17. 撥備

		As at 30 June 2024 二零二四年 六月三十日 RMB'000 人民幣千元 (unaudited) (未經審計)	As at 31 December 2023 二零二三年 十二月三十一日 RMB'000 人民幣千元 (audited) (經審計)
Provision for onerous contract	虧損性合約撥備	916	-

虧損性合約的撥備與本集團承擔履行合約義務所不可避免的成本超過了本集團將獲得的預期利益有關。該撥備按終止合約的預期成本與繼續履行合約的預期淨成本兩者中的較低者的現值計量。

**18. RELATED PARTIES DISCLOSURES****Related parties balances**

Other than the balances with related parties set out in Note 13, the Group did not have other material related parties balances as at 30 June 2024 and 31 December 2023.

**Related parties transactions**

During the six months ended 30 June 2024 and 2023, the Group entered into the following significant transactions with fellow subsidiaries of the Group as follows:

**18. 關聯方披露****關聯方結餘**

除附註13所載之關聯方結餘外，本集團於二零二四年六月三十日及二零二三年十二月三十一日並無其他重大關聯方結餘。

**關聯方交易**

截至二零二四年及二零二三年六月三十日止六個月期間，本集團與本集團同系所屬公司訂立以下重大交易：

		<b>Six months ended 30 June</b>	
		<b>截至六月三十日止六個月</b>	
		<b>2024</b>	<b>2023</b>
		<b>二零二四年</b>	<b>二零二三年</b>
		<b>RMB'000</b>	<b>RMB'000</b>
		<b>人民幣千元</b>	<b>人民幣千元</b>
		<b>(unaudited)</b>	<b>(unaudited)</b>
		<b>(未經審計)</b>	<b>(未經審計)</b>
Property management, property developer related and value-added services	物業管理、物業開發商相關及增值服務	<b>4,381</b>	3,778
Purchase of leasehold land and buildings	購置租賃土地及樓宇	-	815
Advances to related parties	向關連方墊款	<b>17,760</b>	45,154
Repayments from related parties	獲關連方還款	<b>17,760</b>	45,891

## 18. RELATED PARTIES DISCLOSURES 18. 關聯方披露 (續)

(Continued)

### Compensation of key management personnel

The remuneration of key management personnel during the six months ended 30 June 2024 and 2023 was as follows:

Salaries and other benefits	薪金及其他福利
Discretionary bonus	酌情花紅
Contributions to retirement benefit scheme	退休福利計劃供款

### 主要管理人員薪酬

截至二零二四年及二零二三年六月三十日止六個月期間主要管理人員薪酬如下：

#### Six months ended 30 June 截至六月三十日止六個月

2024 二零二四年 RMB'000 人民幣千元 (unaudited) (未經審計)	2023 二零二三年 RMB'000 人民幣千元 (unaudited) (未經審計)
1,247	1,757
534	602
249	280
<b>2,030</b>	<b>2,639</b>

The discretionary bonus of key management personnel is determined by reference to the performance of individuals.

主要管理人員的酌情花紅乃參照個人表現釐定。

## 19. MAJOR NON-CASH TRANSACTIONS

On 30 June 2024, the Group entered into an offsetting agreement with Hongkun Weiye, pursuant to which the trade amounts due from fellow subsidiaries (included in amounts from related parties) of RMB7,648,000 had been settled by offsetting with the amounts due to fellow subsidiaries at aggregate amount of RMB7,648,000 as at 30 June 2024.

## 19. 重大非現金交易

於二零二四年六月三十日，本集團與鴻坤偉業達成抵銷協定，據此，應收同系附屬公司的貿易款項（計入應收關聯方款項內）人民幣7,648,000元透過抵銷於二零二四年六月三十日應付同系附屬公司款項合計為人民幣7,648,000元。



燁星集團控股有限公司  
YE XING GROUP HOLDINGS LIMITED