




New Century Healthcare Holding Co. Limited  
新世紀醫療控股有限公司

(Incorporated in the Cayman Islands with limited liability)  
Stock Code: 1518



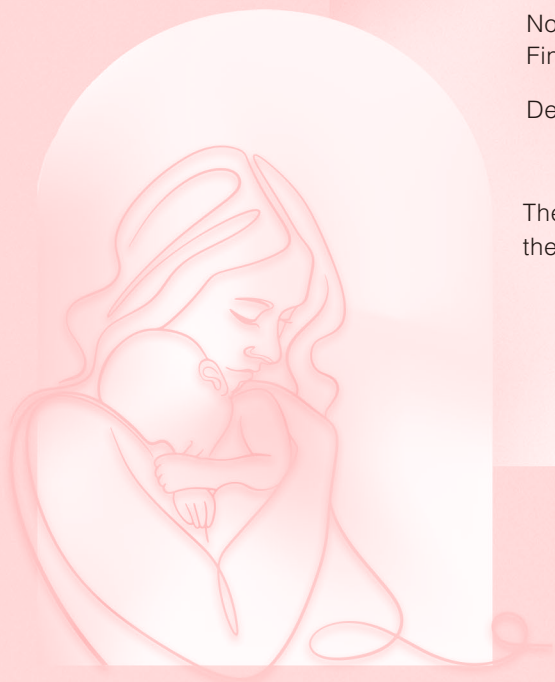
2024  
INTERIM REPORT



# Contents

Corporate Information	2
Management Discussion and Analysis	4
Other Information	13
Report on Review of Interim Financial Information	20
Interim Condensed Consolidated Statement of Financial Position	21
Interim Condensed Consolidated Statement of Comprehensive Income	23
Interim Condensed Consolidated Statement of Changes in Equity	24
Interim Condensed Consolidated Statement of Cash Flows	25
Notes to the Interim Condensed Consolidated Financial Information	26
Definitions	42

The English text of this interim report shall prevail over the Chinese text in case of any inconsistency.





# Corporate Information

## DIRECTORS

### Executive Directors:

Mr. Jason ZHOU (*Chairman and Chief Executive Officer*)  
Ms. XIN Hong (*Senior Vice President and Chief Operating Officer*)  
Mr. XU Han (*Senior Vice President and Chief Financial Officer*)

### Non-executive Directors:

Mr. WANG Siye  
Mr. YANG Yuelin  
Ms. LI Suyu  
Mr. XIE Qiang

### Independent non-executive Directors:

Mr. WU Guanxiong  
Mr. SUN Hongbin  
Mr. JIANG Yanfu  
Dr. MA Jing

## AUDIT COMMITTEE

Mr. SUN Hongbin (*Chairman*)  
Mr. JIANG Yanfu  
Mr. YANG Yuelin

## REMUNERATION COMMITTEE

Mr. WU Guanxiong (*Chairman*)  
Mr. YANG Yuelin  
Dr. MA Jing

## NOMINATION COMMITTEE

Mr. Jason ZHOU (*Chairman*)  
Mr. WU Guanxiong  
Mr. JIANG Yanfu

## AUTHORIZED REPRESENTATIVES

Mr. XU Han  
Mr. JIA Xiaofeng

## COMPANY SECRETARY

Mr. JIA Xiaofeng

## HEADQUARTERS AND PRINCIPAL PLACE OF BUSINESS IN CHINA

56 Nanlishi Road  
Xicheng District  
Beijing  
PRC

## PRINCIPAL PLACE OF BUSINESS IN HONG KONG

Unit 603A, 6/F, Tower 1  
Admiralty Centre  
18 Harcourt Road  
Hong Kong

## REGISTERED OFFICE

c/o Walkers Corporate Limited  
190 Elgin Avenue  
George Town  
Grand Cayman KY1-9008  
Cayman Islands





## Corporate Information (Continued)

### CAYMAN ISLANDS PRINCIPAL SHARE REGISTRAR AND TRANSFER AGENT

Walkers Corporate Limited  
190 Elgin Avenue  
George Town  
Grand Cayman KY1-9008  
Cayman Islands

### HONG KONG SHARE REGISTRAR

Computershare Hong Kong Investor Services Limited  
Shops 1712–1716, 17th Floor  
Hopewell Centre  
183 Queen's Road East  
Wanchai  
Hong Kong

### AUDITOR

PricewaterhouseCoopers  
*Certified Public Accountants and  
Registered Public Interest Entity Auditor*  
22/F, Prince's Building  
Central, Hong Kong

### LEGAL ADVISERS

Zhong Lun Law Firm LLP  
4th Floor, Jardine House  
1 Connaught Place, Central  
Hong Kong

### PRINCIPAL BANKER

Bank of China, Beijing Finance Street Sub-branch  
2/F, Investment Square  
No. 27 Finance Street  
Xicheng District  
Beijing

### STOCK CODE

01518

### COMPANY WEBSITE

[www.ncich.com.cn](http://www.ncich.com.cn)



# Management Discussion and Analysis

## BUSINESS OVERVIEW

Our Group's business recorded a revenue of RMB416.0 million, which was flat compared to our revenue recorded in the same period last year. Our revenue from medical services was RMB412.1 million, representing a 0.2% YoY increase, among which, the revenue from pediatric services recorded a 0.9% YoY increase to RMB361.0 million, accounting for 87.6% of the total revenue from medical services. Our revenue from pediatric outpatient services recorded a 2.4% YoY decrease to RMB217.5 million. The number of pediatric services outpatient visits was 118,392, representing a 8.4% YoY decrease. Our revenue from pediatric inpatient services recorded a 9.1% YoY increase to RMB121.3 million. The number of pediatric inpatient visits was 3,622, representing a 5.1% YoY increase.

In the first half of 2024, our revenue from obstetric and gynecologic business recorded a 3.9% YoY decrease to RMB51.1 million. Our revenue from obstetric and gynecologic outpatient services recorded a 3.9% YoY decrease to RMB27.1 million; the number of outpatient visits was 22,736, representing a 9.9% YoY decrease, and the average outpatient spending per visit recorded a 6.8% YoY increase to RMB1,193. Our revenue from obstetric and gynecologic inpatient services was RMB24.0 million, representing a 4.0% YoY decrease. The number of inpatient visits reached 807, representing an 7.5% YoY decrease.

Being a leading private pediatric, obstetrics and gynecologic healthcare service provider in Beijing as well as in China, we provide integrated medical services to customers in respect of pediatrics, obstetrics and gynecology, and we are characterized by providing comprehensive and in-depth pediatric medical services. Total revenue in the first half of 2024 was flat compared to the same period in 2023, general pediatrics contributed the most to our revenue growth with the strong demand for outpatient and inpatient services. Among specialties, majors such as otorhinolaryngology, haematology, medical cosmetology, ophthalmology and traditional Chinese medicine all contributed to the varying degrees of revenue growth in 2024. Relatively speaking, due to the popularization of HPV vaccination, the income related thereto and the income from gynecology outpatient services decreased significantly on YoY basis. In terms of membership services, we strengthened the construction of the "New Century Family Doctor" panda membership program to create a better service experience and more valuable exclusive rights, and launched a member loyalty program and exclusive points redemption rights. Meanwhile, the Group continued to explore the high-end commercial insurance market in the first half of the year, and further incorporated the non-direct insurance business into group-level management and statistics. The combined revenue of membership and commercial insurance accounts for nearly 70% of our revenue from pediatric services, reflecting a customer base with consumption power.

The profit attributable to the owners of our Company amounted to RMB25.2 million for the six months ended June 30, 2024, while the profit attributable to the owners of our Company was RMB23.1 million for the same period in 2023. This was mainly attributable to (i) our measures on expenditure control implemented in 2024; and (ii) the decrease in net impairment losses on financial assets for the six months ended June 30, 2024 as compared with the first half of 2023.



## Management Discussion and Analysis (Continued)

### INDUSTRY OUTLOOK AND OUR GROUP'S STRATEGIES

The comprehensive development of healthcare services in respect of women and children have been highly emphasized by the PRC. In September 2021, the State Council issued the “Outline on the Development of Chinese Women (2021–2030)” and “Outline on the Development of Chinese Children (2021–2030)”, which are of great significance in promoting the high-quality development of China’s women and children’s healthcare business. The “Notice of the National Health Commission on Publishing the Implementation Plan for the 2021–2030 Outlines for the Development of Chinese Women and Children” issued in April 2022 provides further guidance. China’s women and children’s health work still faces many challenges such as insufficient total service resources, uneven distribution, and a shortage of high-quality resources. Especially since the adjustment of the birth policy, the proportion of advanced age and multiparous women has increased, the risk of complications, comorbidities, and birth defects during pregnancy have increased, and the demand for newborn safety and child healthcare services has further increased, triggering (i) a significant increase in the market demand for the provision of whole-cycle, whole-process and all-round medical and healthcare services to women and children; and (ii) more stringent requirements regarding medical service capabilities, service modes and service principle.

In order to further promote the delicacy management of medical insurance and boost the utilization efficiency of medical insurance funds, the National Healthcare Security Administration published a notice on November 26, 2021 regarding the “Three-Year Action Plan for DRG/DIP Payment Reform”, in which it is stated that DRG/DIP Payment will be carried out in all planning areas in the PRC by the end of 2024 and DRG/DIP Payment will cover all qualified medical institutions providing inpatient services by the end of 2025, basically achieving a full coverage on diseases and medical insurance funds. The full implementation of DRG/DIP Payment in designated medical institutions will raise the requirements on the medical technology level of private high-end medical institutions, which further highlights their advantages and attracts people with long-term illness, complicated illness and mid-end to high-end commercial medical insurance to pursue quality medical services.

Adhering to the previously formulated development strategies, our Group intends to grasp the industry opportunities by implementing the following measures in the second half of 2024:

- In view of the changes in the payment policy of fundamental medical insurance in the PRC, continue to strengthen the Group’s brand promotion among high-end commercial insurance institutions to expand coverage of high-income target customer group.
- Optimize the Group’s strategy in order to enrich its reserve of top-notch medical expert resources.
- Enhance the customer management system upgrade and product experience of membership services to continue to expand the membership base by family units and the service reach rate.
- With the competitive advantage of multi-disciplinary collaboration in pediatrics and obstetrics and gynecology, focus on building sub-specialties and building a product and service chain around our customers’ medical and health needs.
- Expand the market-oriented consumption of medical services of pediatric ophthalmology, children’s healthcare, endocrinology and stomatology.

# Management Discussion and Analysis (Continued)

## FINANCIAL REVIEW

### Segment Revenue

We generate revenue primarily from providing medical services, including pediatric services and obstetric and gynecologic services. The following table sets forth a breakdown of the revenue for the periods indicated:

	Six months ended June 30,			
	2024		2023	
	<i>(in thousands of RMB, except percentages)</i>			
Medical services	412,049	99.1%	411,077	98.8%
Others <sup>(1)</sup>	3,907	0.9%	5,056	1.2%
<b>Total</b>	<b>415,956</b>	<b>100.0%</b>	<b>416,133</b>	<b>100.0%</b>

(1) Others mainly include revenue from cafeteria and gift shop sales at our medical institutions and online healthcare services after intersegment elimination.

### Medical Services

Our revenue from the provision of medical services consists of healthcare services fees and revenue from pharmaceutical sales. The following table sets forth the revenue, cost of revenue, gross profit and gross profit margin of our medical services for the periods indicated:

	Six months ended June 30,	
	2024	2023
	<i>(in thousands of RMB, except percentages)</i>	
Revenue	412,049	411,077
Cost of revenue	242,370	240,658
Gross profit <sup>(1)</sup>	169,679	170,419
Gross profit margin <sup>(2)</sup>	41.2%	41.5%

Notes:

(1) Gross profit is calculated by deducting cost of revenue from revenue.

(2) Gross profit margin is calculated by dividing gross profit by revenue and multiplied by 100%.

## Management Discussion and Analysis (Continued)

The following table sets forth the composition of our revenue from pediatric and obstetric and gynecologic services for the periods indicated:

	Six months ended June 30,			
	2024		2023	
	<i>(in thousands of RMB, except percentages)</i>			
Pediatric services	360,956	86.8%	357,860	86.0%
Obstetric and gynecologic services	51,093	12.3%	53,217	12.8%
<b>Total</b>	<b>412,049</b>	<b>99.1%</b>	<b>411,077</b>	<b>98.8%</b>

Our medical services can also be classified by service and sale to inpatients and outpatients and membership card sales. The following table sets forth revenue and certain data relating to such classification for the periods indicated:

	Six months ended June 30,	
	2024	2023
<b>Our Group</b>		
<b>Inpatients services</b>		
Inpatient visits	4,429	4,318
Average inpatient spending per visit (RMB)	32,803	31,536
<b>Outpatients services</b>		
Outpatient visits	141,128	154,487
Average outpatient spending per visit (RMB)	1,733	1,625
<b>Revenue from medical services attributable to inpatients (RMB'000)</b>	<b>145,285</b>	<b>136,174</b>
<b>Revenue from medical services attributable to outpatients (RMB'000)</b>	<b>244,616</b>	<b>251,045</b>
<b>Revenue recognized for membership card sales (RMB'000)</b>	<b>22,148</b>	<b>23,858</b>
<b>Pediatric Services</b>		
<b>Inpatient services</b>		
Inpatient visits	3,622	3,446
Average inpatient spending per visit (RMB)	33,491	32,258
<b>Outpatient services</b>		
Outpatient visits	118,392	129,239
Average outpatient spending per visit (RMB)	1,837	1,724
<b>Revenue from pediatric services attributable to inpatients (RMB'000)</b>	<b>121,306</b>	<b>111,162</b>
<b>Revenue from pediatric services attributable to outpatients (RMB'000)</b>	<b>217,502</b>	<b>222,840</b>



## Management Discussion and Analysis (Continued)

	Six months ended June 30,	
	2024	2023
Revenue recognized for membership card sales ( <i>RMB'000</i> )	22,148	23,858
<b>Obstetric and gynecologic services</b>		
<b>Inpatient services</b>		
Inpatient visits	807	872
Average inpatient spending per visit ( <i>RMB</i> )	29,714	28,683
<b>Outpatient services</b>		
Outpatient visits	22,736	25,248
Average outpatient spending per visit ( <i>RMB</i> )	1,193	1,117
Revenue from obstetric and gynecologic services attributable to inpatients ( <i>RMB'000</i> )	23,979	25,012
Revenue from obstetric and gynecologic services attributable to outpatients ( <i>RMB'000</i> )	27,114	28,205

The revenue generated from the provision of our medical services amounted to RMB412.1 million for the six months ended June 30, 2024, representing a 0.2% YoY increase and accounting for 99.1% of our Group's total revenue. Such increase was primarily due to the increase in revenue from pediatric services attributable to inpatients.

In particular, our medical services were composed of pediatric services and obstetric and gynecologic services, from which we generated a revenue of RMB361.0 million and RMB51.1 million, respectively, for the six months ended June 30, 2024, representing a YoY increase of 0.9% and a YoY decrease of 3.9%, respectively, when compared with the same period in the previous financial year. For the six months ended June 30, 2024, we recorded (i) a total of 3,622 inpatient visits and 118,392 outpatient visits for our pediatric services, representing a YoY increase of 5.1% and a YoY decrease of 8.4%, respectively; and (ii) a total of 807 inpatient visits and 22,736 outpatient visits for our obstetric and gynecologic services, representing a YoY decrease of 7.5% and a YoY decrease of 9.9%, respectively.

The cost of revenue of our medical services consists primarily of employee benefits expenses, cost of inventories and consumables, consultation fees, depreciation and amortisation, outsourced examination and inspection fees and utilities, maintenance fees and office expenses. The cost of revenue of our medical services for the six months ended June 30, 2024 reached RMB242.4 million, representing a YoY increase of 0.7%.



## Management Discussion and Analysis (Continued)

### Gross Profit and Gross Profit Margin

Our gross profit for the six months ended June 30, 2024 amounted to RMB168.7 million, representing a YoY decrease of 0.6% when compared with our gross profit of RMB169.8 million for the same period in the previous financial year. The revenue and cost of revenue were flat compared to the same period of last year. Our gross profit margin slightly decreased from 40.8% in the six months ended June 30, 2023 to 40.6% in the six months ended June 30, 2024.

### Selling Expenses

Our selling expenses for the six months ended June 30, 2024 amounted to RMB32.8 million, representing a YoY decrease of 0.6% when compared with our selling expenses of RMB33.0 million for the same period in the previous financial year. The selling expenses incurred during the six months ended June 30, 2024 were flat compared to that incurred during the same period last year.

### Administrative Expenses

Our administrative expenses for the six months ended June 30, 2024 amounted to RMB60.8 million, representing a YoY decrease of 4.3% when compared with our administrative expenses of RMB63.5 million for the same period in the previous financial year. Such decrease was mainly a result of the measures continuously carried out by us to reduce expenses and improve the operation efficiency in 2024.

### Research and Development Expenses

Our Company incurred research and development expenses of RMB2.2 million for the six months ended June 30, 2024, representing a YoY decrease of 29.0% when compared with our research and development expenses of RMB3.1 million for the same period in the previous financial year. Such decrease was mainly due to the reduction of research and development activities in the first half of 2024.

### Impairment Losses on Financial Assets

During the six months ended June 30, 2024, our Company recorded net impairment losses on financial assets amounting to RMB0.9 million, which was mainly due to the impairment losses on the amounts due from related parties.

### Finance Income and Expenses

Our finance income decreased from RMB3.7 million for the six months ended June 30, 2023 to RMB2.8 million for the six months ended June 30, 2024, which was mainly a result of the decrease of foreign exchange gains. Our finance costs for the six months ended June 30, 2024 amounted to RMB4.3 million, mainly consisting of interest expenses related to lease payment.



## Management Discussion and Analysis (Continued)

### Income Tax Expense

Our Company incurred an income tax expense of RMB23.9 million for the six months ended June 30, 2024, representing a YoY increase of 21.9% when compared with our income tax expense of RMB19.6 million for the same period in the previous financial year. Such increase was mainly due to the increased profits of our Group in the first half of 2024 and the turnaround effect of deferred tax assets as related entity achieved profit before tax for the six months ended June 30, 2024.

### Profit for the six months ended June 30, 2024

We recorded a profit of RMB48.3 million for the six months ended June 30, 2024 as compared to a profit of RMB44.1 million for the six months ended June 30, 2023.

## FINANCIAL POSITION

### Inventories

Our inventories decreased by 11.7% from RMB22.3 million as of December 31, 2023 to RMB19.7 million as of June 30, 2024, primarily due to (i) the reduction in the usage of pharmaceuticals and medical consumables which led to fewer inventories being purchased near the period ended June 30, 2024; and (ii) the Group's enhanced medicines inventory management.

### Trade Receivables

Our trade receivables increased by 0.6% from RMB51.3 million as of December 31, 2023 to RMB51.6 million as of June 30, 2024 with no significant change.

### Trade Payables

Our trade payables decreased by 18.3% from RMB40.9 million as of December 31, 2023 to RMB33.4 million as of June 30, 2024, primarily due to the reduction in the usage of pharmaceuticals and medical consumables and decreased purchases near the period ended June 30, 2024.


## LIQUIDITY AND CAPITAL RESOURCES

### Cash and Cash Equivalents

As of June 30, 2024, we had cash and cash equivalents of RMB332.0 million, which represented an increase of 9.1% when compared with our cash and cash equivalents of RMB304.3 million as of December 31, 2023.

### Significant Investments

Our Group did not hold any significant investments for the six months ended June 30, 2024.



## Management Discussion and Analysis (Continued)

### Acquisitions and Disposals

Our Group had no acquisitions or disposals of subsidiaries, associated companies and joint ventures for the six months ended June 30, 2024.

### Capital Expenditures

Our capital expenditures primarily include expenditures on (i) property, plant and equipment which are medical equipment, furniture and office equipment; and (ii) intangible assets such as computer software relating to our operations. The amount of our capital expenditures for the six months ended June 30, 2024 was RMB8.1 million, representing a YoY increase of 224.0% when compared with RMB2.5 million for the same period in the previous financial year. Such increase was mainly a result of our purchases of property, plant and equipment for business development.

## INDEBTEDNESS

### Borrowings

As of June 30, 2024 and December 31, 2023, we did not have any borrowings.

### Exposure to Fluctuations in Exchange Rates

We mainly operate in the PRC with most of the transactions settled in RMB. Foreign exchange rate risk arises when recognized assets and liabilities are denominated in a currency that is not the entity's functional currency. As of June 30, 2024, our assets and liabilities are primarily denominated in RMB, except for certain cash and cash equivalents denominated in USD or HKD and dividends payable denominated in HKD. We have not used any derivative financial instrument to hedge against our exposure to foreign exchange risk but will closely monitor such risk on an ongoing basis.

### Contingent Liabilities

As of June 30, 2024, we did not have any contingent liabilities or guarantees that would have a material impact on our financial position or results of operations.

### Pledge of Assets

As of June 30, 2024, none of our assets had been pledged.

### Contractual Obligations

As of June 30, 2024, we did not have any contractual obligations that would have a material effect on our financial position or results of operations.





## Other Information

### DIRECTORS' AND CHIEF EXECUTIVE'S INTEREST AND SHORT POSITIONS IN SHARES, UNDERLYING SHARES AND DEBENTURES OF THE COMPANY OR ITS ASSOCIATED CORPORATIONS

As of June 30, 2024, the interests and short positions of the Directors and chief executive of our Company in the Shares, underlying Shares and debentures of our Company or any associated corporations (within the meaning of Part XV of the SFO) which were required (a) to be notified to our Company and the Stock Exchange pursuant to Divisions 7 and 8 of Part XV of the SFO (including interests and short positions which they were taken or deemed to have under such provisions of the SFO); or (b) to be recorded in the register required to be kept pursuant to Section 352 of the SFO; or (c) as otherwise notified to our Company and the Stock Exchange pursuant to the Model Code were as follows:

#### (a) Interests/short positions in the Shares

Name of Director or Chief Executive	Capacity and nature of interest	Number of Shares <sup>(1)</sup>	Approximate percentage of interest in our Company
Mr. Jason ZHOU <sup>(2)</sup>	Interests in a controlled corporation; interest held jointly with another person	217,556,394	44.40%
Ms. XIN Hong <sup>(3)</sup>	Beneficial owner	180,000	0.04%
Mr. XU Han <sup>(4)</sup>	Beneficial owner	180,000	0.04%

Notes:

- All interests stated are long positions.
- The entire issued share capital of each of JoeCare and Century Star is directly held by Mr. Jason ZHOU. Accordingly, Mr. Jason ZHOU is deemed to be interested in the 150,817,051 Shares held by JoeCare and the 8,999,162 Shares held by Century Star. Pursuant to the Voting Agreement, Ms. LIANG Yanqing irrevocably agreed to follow Mr. Jason ZHOU's voting directions when exercising the voting rights attached to the Shares beneficially owned by her during the term of such agreement. Hence, Mr. Jason ZHOU is deemed to be interested in all the Shares held by Ms. LIANG Yanqing in aggregate by virtue of the SFO.
- 450,000 restricted Shares were granted to Ms. XIN Hong under the RSA Scheme, 180,000 of which have been vested in her subject to certain conditions and 270,000 of which have lapsed. Hence, Ms. XIN Hong is interested in 180,000 restricted Shares vested in her under the RSA Scheme.
- 450,000 restricted Shares were granted to Mr. XU Han under the RSA Scheme, 180,000 of which have been vested in him subject to certain conditions and 270,000 of which have lapsed. Hence, Mr. XU Han is interested in 180,000 restricted Shares vested in him under the RSA Scheme.

## Other Information (Continued)

Save as disclosed above, as of June 30, 2024, so far as is known to the Directors or chief executive of our Company, none of the Directors or chief executive of our Company had any interest or short positions in the Shares, underlying Shares or debentures of our Company or any associated corporation (within the meaning of Part XV of the SFO), which (a) were required to be notified to our Company and the Stock Exchange pursuant to Divisions 7 and 8 of Part XV of the SFO (including interests and short positions which they were taken or deemed to have under such provisions of the SFO); or (b) were required, pursuant to Section 352 of the SFO, to be recorded in the register referred to therein; or (c) were required, pursuant to the Model Code, to be notified to our Company and the Stock Exchange.

## SUBSTANTIAL SHAREHOLDERS' INTERESTS AND SHORT POSITIONS IN SHARES AND UNDERLYING SHARES

As of June 30, 2024, so far as was known to any Director or chief executive of our Company, the following persons (other than the Directors and chief executive of our Company) had interests and/or short positions in the Shares or underlying Shares which would fall to be disclosed to our Company pursuant to Divisions 2 and 3 of Part XV of the SFO or as recorded in the register required to be kept by our Company under Section 336 of the SFO:

Name of Shareholders	Capacity and nature of interest	Number of Shares	Approximate percentage of interest in our Company
JoeCare <sup>(1)</sup>	Beneficial owner	150,817,051	30.8%
Victor Gains Limited <sup>(2)</sup>	Beneficial owner	57,740,181	11.8%
Ms. LIANG Yanqing <sup>(2)</sup>	Interests in a controlled corporation	57,740,181	11.8%
Anyi Hekang (Tianjin) Investment Partnership L.P. (安怡和康(天津)投資合夥企業(有限合夥)) <sup>(3)</sup>	Beneficial owner	31,562,713	6.4%
Boyu Guangqu (Shanghai) Investment Management Co., Ltd. (博裕廣渠(上海)投資管理有限公司) <sup>(3)</sup>	Interests in a controlled corporation	31,562,713	6.4%
Boyu (Shanghai) Equity Investment Management Co., Ltd. (博裕(上海)股權投資管理有限責任公司) <sup>(3)</sup>	Interests in a controlled corporation	31,562,713	6.4%
XIA Meiyang <sup>(3)</sup>	Interests in a controlled corporation	31,562,713	6.4%
HUANG Ailian <sup>(3)</sup>	Interests in a controlled corporation	31,562,713	6.4%
China Life Reinsurance Company Ltd. <sup>(4)</sup>	Beneficial owner	31,444,000	6.4%
China Reinsurance (Group) Corporation <sup>(4)</sup>	Interests in a controlled corporation	31,444,000	6.4%
Central Huijin Investment Ltd. <sup>(4)</sup>	Interests in a controlled corporation	31,444,000	6.4%

## Other Information (Continued)

### Notes:

1. The entire issued share capital of JoeCare is directly held by Mr. Jason ZHOU. Accordingly, such 150,817,051 Shares held by JoeCare have been included and reflected in the number of shares interested by Mr. Jason ZHOU above.
2. The entire issued share capital of Victor Gains Limited is directly held by Ms. LIANG Yanqing. Accordingly, Ms. LIANG Yanqing is deemed to be interested in the 57,740,181 Shares held by Victor Gains Limited. Pursuant to the Voting Agreement, Ms. LIANG Yanqing irrevocably agreed to follow Mr. Jason ZHOU's voting directions when exercising the voting rights attached to the Shares beneficially owned by her during the term of such agreement.
3. Anyi Hekang (Tianjin) Investment Partnership L.P. (安怡和康(天津)投資合夥企業(有限合夥)) is a limited liability partnership organized and existing under the laws of the PRC. The general partner of Anyi Hekang (Tianjin) Investment Partnership L.P. is Boyu Guangqu (Shanghai) Investment Management Co., Ltd. (博裕廣渠(上海)投資管理有限公司) whose sole shareholder is Boyu (Shanghai) Equity Investment Management Co., Ltd. (博裕(上海)股權投資管理有限責任公司) which is owned as to 50% by Xia Meiyang and 50% by Huang Ailian. Accordingly, each of Boyu Guangqu (Shanghai) Investment Management Co., Ltd. (博裕廣渠(上海)投資管理有限公司), Boyu (Shanghai) Equity Investment Management Co., Ltd. (博裕(上海)股權投資管理有限責任公司), XIA Meiyang and HUANG Ailian is deemed to be interested in such number of Shares held by Anyi Hekang (Tianjin) Investment Partnership L.P..
4. China Life Reinsurance Company Ltd. is a company incorporated in the PRC with limited liability, whose sole shareholder is China Reinsurance (Group) Corporation, which is owned as to 71.6% by Central Huijin Investment Ltd.. China Reinsurance (Group) Corporation and Central Huijin Investment Ltd. are deemed to be interested in such number of Shares held by China Life Reinsurance Company Ltd..

Save as disclosed above, as of June 30, 2024, our Company had not been notified by any person (other than the Directors or chief executive of our Company) who had interests or short positions in the Shares or underlying Shares which shall be disclosed to our Company pursuant to Divisions 2 and 3 of Part XV of the SFO or as recorded in the register required to be kept pursuant to Section 336 of the SFO.

## RSA SCHEME AND EMPLOYEE SHARE SCHEME

### (a) RSA Scheme

The RSA Scheme was adopted pursuant to the written resolutions of the Shareholders passed on August 29, 2016 (the "RSA Scheme Adoption Date"). The purpose of the RSA Scheme is to give incentives thereto in order to retain key employees for the continual operation and development of our Group and to attract suitable personnel for further development of our Group. The RSA Scheme shall be valid and effective for a period of ten years commencing on the RSA Scheme Adoption Date, under the administration of the administration committee and the trustee.

As of January 1, 2021, all restricted Shares previously granted under the RSA Scheme had either vested or lapsed and there were no restricted Shares outstanding. The number of Shares available for grant under the RSA Scheme as of January 1, 2024 and June 30, 2024 were both 4,767,000 Shares. No restricted Shares were granted, vested, cancelled or lapsed under the RSA Scheme during the six months ended June 30, 2024.

### (b) Employee Share Scheme

On August 28, 2020, our Board adopted the Employee Share Scheme in order to recognize the contributions by the selected participants, to provide them with incentives to achieve performance goals, and to attract suitable personnel for further development of our Group. The Employee Share Scheme shall be valid and effective for a period of ten years commencing on its adoption date, under the administration of the administration committee and the trustee.





## Other Information (Continued)

No Shares shall be purchased pursuant to the Employee Share Scheme if as a result of such purchase, the number of Shares administered under the Employee Share Scheme reaches 5% or more of the issued share capital of our Company at the date of our Board's approval of the Employee Share Scheme, or such other limit as determined by the administration committee in its sole and absolute discretion provided always that it is in compliance with the Listing Rules. The maximum number of award shares which may be granted to a selected participant at any one time or in aggregate may not exceed 1% of the issued share capital of our Company at the same date.

In determining the selected participants, the number of award shares to be granted, the vesting conditions, the exercise price (if any) to be paid by the selected participants for each award share, the manner of payment of the exercise price and the other terms and conditions of the grants of award shares, the administration committee shall take into consideration any matter which it considers relevant. Any award share granted to a selected participant pursuant to the rules governing the Employee Share Scheme (the “**Employee Share Scheme Rules**”) shall vest in such selected participant in accordance with the vesting conditions as set out in the grant letter.

As of June 30, 2024, for the purpose of the Employee Share Scheme, 2,073,500 shares have been purchased from the market by the trustee appointed by our Company for the administration of the Employee Share Scheme to hold on trust for the benefit of the selected participants pursuant to the Employee Share Scheme Rules and the provisions of the trust deed in relation to the Employee Share Scheme.

As at the date of this interim report, no Shares were granted, vested, cancelled or lapsed under the Employee Share Scheme. For further details of the Employee Share Scheme, please refer to our Company's announcement dated 31 August 2020.

As at the date of this interim report, the total number of shares of our Company available for grant under the Employee Share Scheme remained at 24,501,250 shares, representing the 5% scheme limit as approved and adopted by our Board on August 28, 2020. As at the date of this interim report, the scheme limit remained unchanged at 5%. The number of Shares available for grant under the Employee Share Scheme remained at 2,073,500 as of both January 1, 2024 and June 30, 2024.

## DIRECTOR'S RIGHTS TO ACQUIRE SHARES AND DEBENTURES

Save as disclosed in the section headed “RSA Scheme and Employee Share Scheme” above, at no time during the six months ended June 30, 2024 were there rights to acquire benefits by means of the acquisition of Shares in or debentures of our Company granted to any Directors or their respective spouse or minor children, or were any such rights exercised by the Directors; or was our Company, or any of its holding companies, fellow subsidiaries and subsidiaries a party to any arrangement to enable the Directors to acquire such rights in any other body corporate.

## Other Information (Continued)

### PURCHASE, SALE OR REDEMPTION OF THE COMPANY'S LISTED SECURITIES

During the six months ended June 30, 2024, neither our Company nor any of its subsidiaries had purchased, sold or redeemed any of our Company's listed securities.

### USE OF PROCEEDS FROM THE IPO

The net proceeds received by our Company from the global offering amounted to HK\$857.2 million after deducting underwriting commissions and all related expenses, which have been and will be used in the manner consistent with that mentioned in the section headed "Future Plans and Use of Proceeds" of the prospectus of our Company dated December 30, 2016 and the announcements of our Company dated December 6, 2017 and March 25, 2019 regarding the change in use of proceeds.

The use of net proceeds and expected timeline of the intended use of the unutilized proceeds, subject to the then management assessment and market landscape, is set out as below:

Item	Net proceeds as of December 31, 2023 (HKD million)	Utilized between January 1, 2024 and June 30, 2024 (HKD million)	Unutilized as of June 30, 2024 (HKD million)	Expected timeline of the intended use of the unutilized proceeds, subject to the then management assessment and market landscape
Setting up, renovation and acquisition of new hospitals and clinics and the required working capital for such new hospitals and clinics	66.5	12.5	54.0	The remaining amount is expected to be fully utilized by the end of 2024.
Investment in surgery center and medical service technologies (including online diagnosis)	—	—	—	Not applicable
Total	66.5	12.5	54.0	



## Other Information (Continued)

### CORPORATE GOVERNANCE PRACTICE

Our Board is committed to maintaining high corporate governance standards. Our Company has applied the principles as set out in the CG Code contained in Appendix C1 to the Listing Rules which are applicable to our Company.

In the opinion of the Directors, our Company has complied with all applicable code provisions as set out in the CG Code during the six months ended June 30, 2024, save and except for code provision C.2.1 which states that the roles of chairman and chief executive officer should be separate and should not be performed by the same individual. Mr. Jason ZHOU is both our chairman and chief executive officer, and is responsible for the overall management of our Group and directing the strategic development and business plans of our Group. We believe that he is instrumental to our growth and business expansion since our establishment in 2002. The Board considers that the roles of chairman and chief executive officer being vested in the same person is beneficial to the business prospects, management and overall strategic direction of our Group by ensuring consistent leadership within our Group and facilitating more effective and efficient overall strategic planning and decision-making for our Group. After considering all the corporate governance measures that have been taken, the Board considers that the balance of power and authority will not be impaired by the present arrangement and the current structure will enable our Company to make and implement decisions more promptly and effectively. Thus, our Company does not segregate the roles of chairman and chief executive officer. The Board will continue to review the situation and consider splitting the roles of chairman and chief executive officer of our Company in due course after taking into account of the then overall circumstances of our Group.

### MODEL CODE FOR SECURITIES TRANSACTIONS

Our Company has adopted the Model Code as its code of conduct regarding securities transactions by the Directors. Our Company has also set guidelines, at least as strict as the Model Code, on transactions of the Company's securities for relevant employees (as defined in the Listing Rules).

Our Company has made specific inquiries to all Directors about their compliance with the Model Code, and they all confirmed that they complied with the standards specified in the Model Code during the six months ended June 30, 2024. Our Company has made specific inquiries of relevant employees about their compliance with the guidelines on transactions of our Company's securities, without noticing any violation of the guidelines.

### DISCLOSURE OF CHANGES IN DIRECTORS' INFORMATION

There is no other information required to be disclosed pursuant to Rule 13.51B(1) of the Listing Rules regarding significant changes in Directors' biographical details from the publication of our Company's 2023 annual report up to the Latest Practicable Date.



## Other Information (Continued)

### REVIEW OF INTERIM RESULTS

The Audit Committee comprises two independent non-executive Directors, namely, Mr. SUN Hongbin and Mr. JIANG Yanfu, and a non-executive Director, Mr. YANG Yuelin. The chairman of the Audit Committee is Mr. SUN Hongbin.

The Audit Committee has reviewed the unaudited interim results of our Group for the six months ended June 30, 2024 and this interim report, and was of the opinion that the interim results and the interim report had been prepared in accordance with the relevant accounting standards and that adequate disclosures have been made in accordance with the requirements of the Listing Rules.

### APPENDIX D2 TO THE LISTING RULES

According to paragraph 40 of Appendix D2 to the Listing Rules headed “Disclosure of Financial Information”, save as disclosed herein, our Company confirms that our Company’s current information in relation to those matters set out in paragraph 2 of Appendix D2 has not been changed significantly from the information disclosed in our Company’s 2023 annual report.

By order of the Board

**Jason ZHOU**

*Chairman, Executive Director and Chief Executive Officer*

Hong Kong, August 27, 2024





# Report on Review of Interim Financial Information

To the Board of Directors of New Century Healthcare Holding Co. Limited  
(incorporated in the Cayman Islands with limited liability)

## INTRODUCTION

We have reviewed the interim financial information set out on pages 21 to 41, which comprises the interim condensed consolidated statement of financial position of New Century Healthcare Holding Co. Limited (the “**Company**”) and its subsidiaries (together, the “**Group**”) as at 30 June 2024 and the interim condensed consolidated statement of comprehensive income, the interim condensed consolidated statement of changes in equity and the interim condensed consolidated statement of cash flows for the six-month period then ended, and selected explanatory notes. The Rules Governing the Listing of Securities on The Stock Exchange of Hong Kong Limited require the preparation of a report on interim financial information to be in compliance with the relevant provisions thereof and Hong Kong Accounting Standard 34 “Interim Financial Reporting” issued by the Hong Kong Institute of Certified Public Accountants. The directors of the Company are responsible for the preparation and presentation of this interim financial information in accordance with Hong Kong Accounting Standard 34 “Interim Financial Reporting” issued by the Hong Kong Institute of Certified Public Accountants. Our responsibility is to express a conclusion on this interim financial information based on our review and to report our conclusion solely to you, as a body, in accordance with our agreed terms of engagement, and for no other purpose. We do not assume responsibility towards or accept liability to any other person for the contents of this report.

## SCOPE OF REVIEW

We conducted our review in accordance with Hong Kong Standard on Review Engagements 2410, “Review of Interim Financial Information Performed by the Independent Auditor of the Entity” issued by the Hong Kong Institute of Certified Public Accountants. A review of interim financial information consists of making inquiries, primarily of persons responsible for financial and accounting matters, and applying analytical and other review procedures. A review is substantially less in scope than an audit conducted in accordance with Hong Kong Standards on Auditing and consequently does not enable us to obtain assurance that we would become aware of all significant matters that might be identified in an audit. Accordingly, we do not express an audit opinion.

## CONCLUSION

Based on our review, nothing has come to our attention that causes us to believe that the interim financial information of the Group is not prepared, in all material respects, in accordance with Hong Kong Accounting Standard 34 “Interim Financial Reporting”.

**PricewaterhouseCoopers**  
*Certified Public Accountants*

Hong Kong, 27 August 2024

# Interim Condensed Consolidated Statement of Financial Position

	<i>Notes</i>	As at 30 June 2024 RMB'000 (Unaudited)	As at 31 December 2023 RMB'000 (Audited)
<b>ASSETS</b>			
<b>Non-current assets</b>			
Property, plant and equipment	5	89,172	96,457
Right-of-use assets	6	134,620	143,662
Intangible assets	7	240,124	243,771
Investments accounted for using the equity method		13,514	12,190
Deferred tax assets		904	862
Long-term deposits and prepayments		7,933	3,963
<b>Total non-current assets</b>		<b>486,267</b>	<b>500,905</b>
<b>Current assets</b>			
Inventories		19,748	22,261
Trade receivables	8	51,645	51,316
Other receivables, deposits and prepayments		17,705	18,478
Amounts due from related parties	9	26,290	27,123
Restricted cash		—	20,000
Cash and cash equivalents		332,031	304,310
<b>Total current assets</b>		<b>447,419</b>	<b>443,488</b>
<b>Total assets</b>		<b>933,686</b>	<b>944,393</b>
<b>EQUITY</b>			
Share capital		335	335
Shares held for employee share scheme		(2,939)	(2,939)
Share premium		2,589,887	2,606,495
Other reserves		(1,496,443)	(1,496,445)
Accumulated losses		(559,969)	(585,162)
<b>Equity attributable to owners of the Company</b>		<b>530,871</b>	<b>522,284</b>
Non-controlling interests		(47,411)	(70,525)
<b>Total equity</b>		<b>483,460</b>	<b>451,759</b>

## Interim Condensed Consolidated Statement of Financial Position (Continued)

	<i>Notes</i>	As at 30 June 2024 <i>RMB'000</i> (Unaudited)	As at 31 December 2023 <i>RMB'000</i> (Audited)
<b>LIABILITIES</b>			
<b>Non-current liabilities</b>			
Lease liabilities	6	135,298	149,103
Deferred tax liabilities		8,672	7,554
<b>Total non-current liabilities</b>		<b>143,970</b>	<b>156,657</b>
<b>Current liabilities</b>			
Trade payables	10	33,419	40,891
Accruals, other payables and provisions		174,425	186,758
Lease liabilities	6	59,204	56,970
Contract liabilities		26,205	27,531
Current tax liabilities		3,412	16,380
Amounts due to related parties	9	9,591	7,447
<b>Total current liabilities</b>		<b>306,256</b>	<b>335,977</b>
<b>Total liabilities</b>		<b>450,226</b>	<b>492,634</b>
<b>Total equity and liabilities</b>		<b>933,686</b>	<b>944,393</b>

The above interim condensed consolidated statement of financial position should be read in conjunction with the accompanying notes.

The financial information on pages 21 to 41 were approved by the board of directors of the Company on 27 August 2024 and was signed on its behalf

Jason ZHOU

XU Han

# Interim Condensed Consolidated Statement of Comprehensive Income

	Notes	Six months ended 30 June	
		2024 RMB'000 (Unaudited)	2023 RMB'000 (Unaudited)
Revenue	4	415,956	416,133
Cost of revenue	4	(247,237)	(246,336)
Selling expenses		(32,764)	(33,003)
Administrative expenses		(60,843)	(63,452)
Research and development expenses		(2,227)	(3,071)
Net impairment losses on financial assets		(873)	(6,294)
Other income		691	631
Other losses — net		(340)	(57)
<b>Operating profit</b>		<b>72,363</b>	<b>64,551</b>
Finance income		2,782	3,718
Finance costs		(4,252)	(4,635)
Share of net profits of investments accounted for using the equity method		1,276	123
<b>Profit before income tax</b>		<b>72,169</b>	<b>63,757</b>
Income tax expense	11	(23,862)	(19,631)
<b>Profit for the interim period</b>		<b>48,307</b>	<b>44,126</b>
<b>Profit for the interim period attributable to:</b>			
Owners of the Company		25,193	23,099
Non-controlling interests		23,114	21,027
<b>Other comprehensive income</b>			
<i>Items that may be reclassified to profit or loss</i>			
— Exchange differences on translation of foreign operations		2	(309)
<b>Total comprehensive income for the interim period</b>		<b>48,309</b>	<b>43,817</b>
<b>Total comprehensive income for the interim period attributable to:</b>			
Owners of the Company		25,195	22,790
Non-controlling interests		23,114	21,027
<b>Earnings per share for profit attributable to the ordinary equity holders of the Company (expressed in RMB per share)</b>			
Basic and diluted earnings per share	12	0.05	0.05

The above interim condensed consolidated statement of comprehensive income should be read in conjunction with the accompanying notes.



# Interim Condensed Consolidated Statement of Changes in Equity

		Attributable to owners of the Company							
Note		Share capital	Shares held for employee share scheme	Share premium	Other reserves	Accumulated losses	Subtotal	Non-controlling interests	Total equity
		RMB'000	RMB'000	RMB'000	RMB'000	RMB'000	RMB'000	RMB'000	RMB'000
	(Unaudited)								
	Balance at 31 December 2023	335	(2,939)	2,606,495	(1,496,445)	(585,162)	522,284	(70,525)	451,759
	Total comprehensive income for the interim period								
	— Profit for the interim period	—	—	—	—	25,193	25,193	23,114	48,307
	— Translation differences	—	—	—	2	—	2	—	2
		—	—	—	2	25,193	25,195	23,114	48,309
	Transactions with owners								
	— Dividends	13	—	(16,608)	—	—	(16,608)	—	(16,608)
	Total transactions with owners		—	(16,608)	—	—	(16,608)	—	(16,608)
	Balance at 30 June 2024	335	(2,939)	2,589,887	(1,496,443)	(559,969)	530,871	(47,411)	483,460
	(Unaudited)								
	Balance at 31 December 2022	335	(2,939)	2,606,495	(1,496,301)	(669,326)	438,264	(76,913)	361,351
	Total comprehensive income for the interim period								
	— Profit for the interim period	—	—	—	—	23,099	23,099	21,027	44,126
	— Translation differences	—	—	—	(309)	—	(309)	—	(309)
		—	—	—	(309)	23,099	22,790	21,027	43,817
	Transactions with owners								
	— Dividends	13	—	—	—	—	—	(8,086)	(8,086)
	Total transactions with owners		—	—	—	—	—	(8,086)	(8,086)
	Balance at 30 June 2023	335	(2,939)	2,606,495	(1,496,610)	(646,227)	461,054	(63,972)	397,082

The above interim condensed consolidated statement of changes in equity should be read in conjunction with the accompanying notes.

# Interim Condensed Consolidated Statement of Cash Flows

	Note	Six months ended 30 June	
		2024 RMB'000 (Unaudited)	2023 RMB'000 (Unaudited)
<b>Cash flows from operating activities</b>			
Cash generated from operations		101,894	62,911
Interest paid		(3,785)	(3,165)
Interest received		2,421	693
Income taxes paid		(35,754)	(17,164)
<b>Net cash generated from operating activities</b>		<b>64,776</b>	<b>43,275</b>
<b>Cash flows from investing activities</b>			
Payments for property, plant and equipment		(8,127)	(2,354)
Payments for intangible assets		(4)	(175)
Proceeds from disposals of property, plant and equipment		1	5
<b>Net cash used in investing activities</b>		<b>(8,130)</b>	<b>(2,524)</b>
<b>Cash flows from financing activities</b>			
Dividends paid to non-controlling interests	13	—	(8,086)
Dividends paid to the Company's shareholders	13	(14,852)	—
Payment of lease liabilities (principal)		(15,285)	(17,275)
Others		968	2,099
<b>Net cash used in financing activities</b>		<b>(29,169)</b>	<b>(23,262)</b>
<b>Net increase in cash and cash equivalents</b>		<b>27,477</b>	<b>17,489</b>
Cash and cash equivalents at the beginning of the interim period		304,310	226,079
Effects of exchange rate changes on cash and cash equivalents		244	2,452
<b>Cash and cash equivalents at the end of the interim period</b>		<b>332,031</b>	<b>246,020</b>

The above interim condensed consolidated statement of cash flows should be read in conjunction with the accompanying notes.



# Notes to the Interim Condensed Consolidated Financial Information

## 1 GENERAL INFORMATION AND BASIS OF PREPARATION OF THE INTERIM REPORT

### 1.1 General information

New Century Healthcare Holding Co. Limited (the “**Company**”) and its subsidiaries (together, the “**Group**”) are principally engaged in provision of pediatrics, obstetrics and gynecology specialty services in the People’s Republic of China (the “**PRC**”). The Group also provides online healthcare services, hospital consulting services and other related services.

The Company is a limited liability company incorporated in the Cayman Islands on 31 July 2015. The address of its registered office is c/o Walkers Corporate Limited, 190 Elgin Avenue, George Town, Grand Cayman KY1-9008, Cayman Islands.

The ordinary shares of the Company were listed on the Main Board of The Stock Exchange of Hong Kong Limited (“**the Listing**”) on 18 January 2017.

The interim condensed consolidated financial information is presented in Renminbi (“**RMB**”) and rounded to nearest thousand yuan, unless otherwise stated.

### 1.2 Basis of preparation of the interim report


This interim condensed consolidated financial information for the six-month ended 30 June 2024 has been prepared in accordance with Hong Kong Accounting Standard 34 (“**HKAS 34**”), ‘Interim financial reporting’.

The interim condensed consolidated financial information does not include all of the notes normally included in annual consolidated financial statements. Accordingly, this interim condensed consolidated financial information should be read in conjunction with the annual consolidated financial statements for the year ended 31 December 2023.

The accounting policies adopted are consistent with those of the previous financial year and corresponding interim reporting period, except for the adoption of new and amended standards as below.

#### (a) *New and amended standards adopted by the Group*

A number of new or amended standards became applicable during current reporting period. The Group did not have to change its accounting policies or make retrospective adjustments as a result of adopting these standards.



## Notes to the Interim Condensed Consolidated Financial Information (Continued)

### 1 GENERAL INFORMATION AND BASIS OF PREPARATION OF THE INTERIM REPORT (Continued)

#### 1.2 Basis of preparation of the interim report (Continued)

##### *(b) Impact of standards issued but not yet adopted by the Group*

Certain new accounting standards, amendments to existing accounting standards and interpretations have been published that are not mandatory for current reporting period and have not been early adopted by the Group. These standards are not expected to have a material impact on the Group in the current or future reporting periods and on foreseeable future transactions.

### 2 FINANCIAL RISK MANAGEMENT AND FINANCIAL INSTRUMENTS

The Group's activities expose it to a variety of financial risks: market risk (including foreign exchange risk and fair value interest rate risk), credit risk and liquidity risk.

The interim condensed consolidated financial information does not include all financial risk management information and disclosures required in the annual financial report, and should be read in conjunction with the Group's annual report for the year ended 31 December 2023. There have been no changes in the risk management policies for the six months ended 30 June 2024.

### 3 ESTIMATES

The preparation of interim financial information requires management to make judgements, estimates and assumptions that affect the application of accounting policies and the reported amounts of assets and liabilities, income and expense. Actual results may differ from these estimates.

In preparing this interim condensed consolidated financial information, the significant judgements made by management in applying the Group's accounting policies and the key sources of estimation uncertainty were the same as those that applied to the consolidated financial statements for the year ended 31 December 2023.

# Notes to the Interim Condensed Consolidated Financial Information (Continued)

## 4 SEGMENT INFORMATION

Mr. Jason ZHOU in his role as the executive director and chairman of the Company, serves as the chief operating decision-maker (the "CODM") of the Group. Management has determined the operating segments based on the information reviewed by the CODM for the purposes of allocating resources and assessing performance.

In the view of the CODM, the Group is principally engaged in three distinct segments which are subject to different business risks and economic characteristics: (i) pediatric services, (ii) obstetrics and gynecology services, and (iii) others, including hospital consulting services, hospital appointment, online consultation services and online products sales to customers, canteens operation, gift and groceries sells in shops located in its own hospitals. Management group these revenue in others as each of them do not exceed 10% of the total revenue, total profit and total assets of the Group.

The Group's segment information is shown as follows:

### (i) Segment information

	Pediatrics RMB'000	Obstetrics and gynecology RMB'000	Others RMB'000	Intersegment eliminations RMB'000	Unallocated RMB'000	Total RMB'000
<b>(Unaudited)</b>						
<b>Six months ended 30 June 2024</b>						
Revenue from external customers	360,956	51,093	3,907	—	—	415,956
Inter-segment revenue	—	—	15,368	(15,368)	—	—
Total revenue	360,956	51,093	19,275	(15,368)	—	415,956
Cost of revenue	(191,901)	(50,469)	(7,742)	2,875	—	(247,237)
Segment results	95,127	(15,698)	(6,161)	—	—	73,268
Unallocated income					4,780	4,780
Unallocated cost					(5,879)	(5,879)
<b>Profit/(loss) before income tax</b>	<b>95,127</b>	<b>(15,698)</b>	<b>(6,161)</b>	<b>—</b>	<b>(1,099)</b>	<b>72,169</b>
Income tax expense					(23,862)	(23,862)
<b>Profit for the period</b>						<b>48,307</b>
<b>Others</b>						
Depreciation and amortisation	17,635	8,465	392	—	591	27,083
<b>As at 30 June 2024</b>						
Total assets	442,553	108,903	32,027	—	350,203	933,686
Total liabilities	267,881	147,450	8,291	—	26,604	450,226

# Notes to the Interim Condensed Consolidated Financial Information (Continued)

## 4 SEGMENT INFORMATION (Continued)

### (i) Segment information (Continued)

	Pediatrics RMB'000	Obstetrics and gynecology RMB'000	Others RMB'000	Intersegment eliminations RMB'000	Unallocated RMB'000	Total RMB'000
<b>(Unaudited)</b>						
<b>Six months ended 30 June 2023</b>						
Revenue from external customers	357,860	53,217	5,056	—	—	416,133
Inter-segment revenue	—	—	15,763	(15,763)	—	—
Total revenue	357,860	53,217	20,819	(15,763)	—	416,133
Cost of revenue	(191,449)	(49,209)	(9,515)	3,837	—	(246,336)
Segment results	90,290	(15,314)	(11,584)	—	—	63,392
Unallocated income					5,868	5,868
Unallocated cost					(5,503)	(5,503)
<b>Profit/(loss) before income tax</b>	90,290	(15,314)	(11,584)	—	365	63,757
Income tax expense					(19,631)	(19,631)
<b>Profit for the period</b>						<b>44,126</b>
<b>Others</b>						
Depreciation and amortisation	17,106	11,014	2,138	—	—	30,258
<b>As at 31 December 2023</b>						
Total assets	452,552	115,348	34,994	—	341,499	944,393
Total liabilities	290,632	154,303	8,747	—	38,952	492,634

### (ii) Disaggregation of revenue from contracts with customers

Substantially all of the Group's revenue from external customers is recognised at a point in time.



## Notes to the Interim Condensed Consolidated Financial Information (Continued)

### 5 PROPERTY, PLANT AND EQUIPMENT

	Buildings and leasehold improvements <i>RMB'000</i>	Medical equipments <i>RMB'000</i>	Motor vehicles <i>RMB'000</i>	Office equipments and furnitures <i>RMB'000</i>	Total <i>RMB'000</i>
<b>At 31 December 2023</b>					
Cost	186,066	106,630	7,330	33,262	333,288
Accumulated depreciation and impairment	(128,697)	(77,202)	(5,237)	(25,695)	(236,831)
Net book amount	<u>57,369</u>	<u>29,428</u>	<u>2,093</u>	<u>7,567</u>	<u>96,457</u>
<b>(Unaudited)</b>					
<b>Six months ended 30 June 2024</b>					
Opening net book amount	57,369	29,428	2,093	7,567	96,457
Additions	—	3,069	—	843	3,912
Disposals	—	(360)	—	(46)	(406)
Depreciation charge	(5,356)	(4,098)	(234)	(1,103)	(10,791)
Closing net book amount	<u>52,013</u>	<u>28,039</u>	<u>1,859</u>	<u>7,261</u>	<u>89,172</u>
<b>At 30 June 2024</b>					
Cost	186,066	106,594	7,330	33,228	333,218
Accumulated depreciation and impairment	(134,053)	(78,555)	(5,471)	(25,967)	(244,046)
Net book amount	<u>52,013</u>	<u>28,039</u>	<u>1,859</u>	<u>7,261</u>	<u>89,172</u>

#### (a) Impairment assessment on property, plant and equipment

For the six months period ended 30 June 2024, the financial performance of Pediatric and Obstetrics and Gynecology segments in Chengdu New Century Women's and Children's Hospital Co., Ltd. ("Chengdu New Century") were below management's forecast. The Group performed an impairment assessment on property, plant and equipment and right-of-use assets of the Pediatric and Obstetrics and Gynecology segments in Chengdu New Century with assistance from an external valuer. As a result, no impairment loss on these non-current assets of the Pediatric and Obstetrics and Gynecology segments in Chengdu New Century was provided for as at 30 June 2024.

## Notes to the Interim Condensed Consolidated Financial Information (Continued)

### 6 LEASES

The statement of financial position shows the following amounts relating to leases:

Right-of-use assets	Properties RMB'000	Equipment RMB'000	Total RMB'000
<b>At 31 December 2023</b>			
Cost	243,401	6,174	249,575
Accumulated depreciation	(103,441)	(2,472)	(105,913)
Net book amount	<u>139,960</u>	<u>3,702</u>	<u>143,662</u>
<b>(Unaudited)</b>			
<b>Six months ended 30 June 2024</b>			
Opening net book amount	139,960	3,702	143,662
Additions	3,599	—	3,599
Depreciation charge	(12,363)	(278)	(12,641)
Closing net book amount	<u>131,196</u>	<u>3,424</u>	<u>134,620</u>
<b>At 30 June 2024</b>			
Cost	240,162	6,174	246,336
Accumulated depreciation	(108,966)	(2,750)	(111,716)
Net book amount	<u>131,196</u>	<u>3,424</u>	<u>134,620</u>

Note: For the six months ended 30 June 2024, the Group disposed certain fully depreciated properties on the maturity date of lease contracts.

Lease liabilities	As at 30 June 2024 RMB'000 (Unaudited)	As at 31 December 2023 RMB'000 (Audited)
Current	59,204	56,970
Non-current	<u>135,298</u>	<u>149,103</u>
	<u>194,502</u>	<u>206,073</u>

# Notes to the Interim Condensed Consolidated Financial Information (Continued)

## 7 INTANGIBLE ASSETS

	Medical licenses RMB'000	Goodwill RMB'000	Software RMB'000	Total RMB'000
<b>At 31 December 2023</b>				
Cost	286,969	377,939	36,860	701,768
Accumulated amortisation	(64,636)	—	(14,810)	(79,446)
Impairment charge	(107,879)	(253,697)	(16,975)	(378,551)
Net book amount	<u>114,454</u>	<u>124,242</u>	<u>5,075</u>	<u>243,771</u>
<b>(Unaudited)</b>				
<b>Six months ended 30 June 2024</b>				
Opening net book amount	114,454	124,242	5,075	243,771
Additions	—	—	4	4
Amortisation charge	(2,613)	—	(1,038)	(3,651)
Closing net book amount	<u>111,841</u>	<u>124,242</u>	<u>4,041</u>	<u>240,124</u>
<b>At 30 June 2024</b>				
Cost	286,969	377,939	36,864	701,772
Accumulated amortisation	(67,249)	—	(15,848)	(83,097)
Impairment charge	(107,879)	(253,697)	(16,975)	(378,551)
Net book amount	<u>111,841</u>	<u>124,242</u>	<u>4,041</u>	<u>240,124</u>

### (a) Impairment assessment on goodwill

Goodwill is monitored by the management at each cash-generating unit (“CGU”) or each group of CGUs level.

As at 30 June 2024, goodwill of RMB124,242,000 arose from the acquisitions in Beijing area in historical periods. As the directors of the Company expect to benefit from the synergies of the combination, the goodwill arose from these acquisitions was allocated to the group of CGUs of Pediatric in Beijing area and the CGU of Obstetrics and Gynecology in Beijing area amounting to RMB111,698,000 and RMB12,544,000, respectively.

Goodwill of RMB253,697,000 arose from the historical acquisition of Chengdu New Century, which has been fully impaired as at 30 June 2024.

# Notes to the Interim Condensed Consolidated Financial Information (Continued)

## 7 INTANGIBLE ASSETS (Continued)

### (a) Impairment assessment on goodwill (Continued)

#### (i) Goodwill in Beijing area

For the six months period ended 30 June 2024, the directors of the Company believe that there was no impairment indicator on Pediatric segment in Beijing area. Therefore, no impairment assessment was performed for the Pediatric segment in Beijing area. Meanwhile, the financial performance of Obstetrics and Gynecology segment in Beijing area was below management's forecast. With assistance from an external valuer, the Group performed an impairment assessment on goodwill of the CGU of Obstetrics and Gynecology segment in Beijing area. The recoverable amount of the CGU was determined based on the higher of value-in-use ("VIU") and fair value less costs of disposal ("FVLCD"). The Group uses VIU to determine the recoverable amount of each CGU or group of CGUs as it is higher than FVLCD. The Group determined these calculations by using cash flow projections according to financial forecasts approved by management covering five years forecast period. Cash flows beyond the forecast period are extrapolated using the estimated long-term growth rates stated below.

The key assumptions are revenue growth rates, costs and operating expenses growth rates and pre-tax discount rates which are estimated based on past practices and expectations of future changes in the market.

For the Obstetrics and Gynecology segment in Beijing area, the following table sets out the key assumptions and recoverable amounts based on VIU for the CGU of Obstetrics and Gynecology in Beijing area as at 30 June 2024 and 31 December 2023:

	The CGU of Obstetrics and Gynecology in Beijing area	
	30 June 2024	31 December 2023
Revenue (% compound annual growth rate)	4.65%	5.84%
Costs and operating expenses (% compound annual growth rate)	1.78%	2.76%
Long-term growth rate	2.50%	2.50%
Pre-tax discount rate	16.13%	15.97%
Recoverable amount (RMB'000)	33,216	39,384

The carrying amount of the CGU of Obstetrics and Gynecology in Beijing area did not exceed its recoverable amount according to the report issued by the external valuer, no impairment loss on goodwill of the CGU of Obstetrics and Gynecology in Beijing area was provided for as at 30 June 2024 (31 December 2023: nil).

# Notes to the Interim Condensed Consolidated Financial Information (Continued)

## 7 INTANGIBLE ASSETS (Continued)

### (a) Impairment assessment on goodwill (Continued)

#### (ii) Impact of possible changes in key assumptions

The directors and management have considered and assessed the impact of reasonably possible changes in key assumptions for the CGU of Obstetrics and Gynecology in Beijing area. The breakeven point for compound annual growth rate of revenue with other key assumptions remaining the same was 4.48% and the breakeven point for pre-tax discount rate with other key assumptions remaining the same was 18.39% as of 30 June 2024.

## 8 TRADE RECEIVABLES

	As at 30 June 2024 RMB'000 (Unaudited)	As at 31 December 2023 RMB'000 (Audited)
Trade receivables from contracts with customers	52,816	52,499
Less: allowance for impairment of trade receivables	<u>(1,171)</u>	<u>(1,183)</u>
Trade receivables — net	<u>51,645</u>	<u>51,316</u>

The carrying amounts of the Group's trade receivables are denominated in RMB and approximate their fair values. The majority trade receivables were due from commercial insurance companies and government's insurance schemes.

As at 30 June 2024 and 31 December 2023, the aging analysis of the trade receivables based on demand note date was as follows:

	As at 30 June 2024 RMB'000 (Unaudited)	As at 31 December 2023 RMB'000 (Audited)
Up to 3 months	42,703	45,512
4–6 months	3,845	1,012
7 months–1 year	2,322	2,619
Over 1 year	<u>3,946</u>	<u>3,356</u>
	<u>52,816</u>	<u>52,499</u>

## Notes to the Interim Condensed Consolidated Financial Information (Continued)

### 9 BALANCES WITH RELATED PARTIES

	As at 30 June 2024 RMB'000 (Unaudited)	As at 31 December 2023 RMB'000 (Audited)
<b>Amounts due from related parties</b>		
Beijing Jiahua Likang Health Investment Co., Ltd. (“Jiahua Likang”) (i)	140,468	140,468
Beijing Bairui Kangchen Technology Development Co., Ltd. (“Bairui Kangchen”) (ii)	27,432	27,396
Shanghai New Century Pujin Pediatric Clinic Outpatient Service Co., Ltd.	1,850	1,850
Others	23	7
	<u>169,773</u>	<u>169,721</u>
Less: provision for impairment	<u>(143,483)</u>	<u>(142,598)</u>
	<u>26,290</u>	<u>27,123</u>

Relationship between the above related parties and the Group are set out in Note 15.

- (i) Amounts due from Jiahua Likang primarily arose from hospital consulting services provided by the Group. As at 30 June 2024 and 31 December 2023, such receivables were defaulted by Jiahua Likang and the collection has been stagnated. After considering the possibility of default and loss given default, loss allowance of RMB114,214,000 was provided for amounts due from Jiahua Likang as at 30 June 2024 (31 December 2023: RMB113,496,000).
- (ii) Amounts due from Bairui Kangchen represent the loan principals and relevant interests with an annual interest rate at 4.75%. As at 30 June 2024 and 31 December 2023, amounts due from Bairui Kangchen was credit-impaired and at stage 3 due to default. After considering the possibility of default and loss given default, loss allowance of RMB27,412,000 was provided for as at 30 June 2024 (31 December 2023: RMB27,245,000).



## Notes to the Interim Condensed Consolidated Financial Information (Continued)

### 9 BALANCES WITH RELATED PARTIES (Continued)

	As at 30 June 2024 <i>RMB'000</i> (Unaudited)	As at 31 December 2023 <i>RMB'000</i> (Audited)
<b>Amounts due to related parties</b>		
<b>— Trade</b>		
Beijing Children's Hospital, Capital Medical University	4,950	3,532
Beijing MuHe JiaYe Property Management Co., Ltd.	1,628	2,003
Chengdu Women's and Children's Central Hospital	103	1
	<u>6,681</u>	<u>5,536</u>
<b>— Non-trade</b>		
Beijing Children's Hospital, Capital Medical University	2,863	1,895
Others	47	16
	<u>2,910</u>	<u>1,911</u>
	<u><b>9,591</b></u>	<u><b>7,447</b></u>

### 10 TRADE PAYABLES

As at 30 June 2024 and 31 December 2023, the aging analysis of the trade payables based on demand note date was as follows:

	As at 30 June 2024 <i>RMB'000</i> (Unaudited)	As at 31 December 2023 <i>RMB'000</i> (Audited)
Up to 3 months	24,707	30,884
4–6 months	6,300	6,078
7 months–1 year	743	2,667
Over 1 year	1,669	1,262
	<u>33,419</u>	<u>40,891</u>

## Notes to the Interim Condensed Consolidated Financial Information (Continued)

### 11 INCOME TAX EXPENSE

	Six months ended 30 June	
	2024 RMB'000 (Unaudited)	2023 RMB'000 (Unaudited)
Current income tax:		
— PRC corporate income tax	22,786	21,422
Deferred income tax	1,076	(1,791)
	<u>23,862</u>	<u>19,631</u>

### 12 EARNINGS PER SHARE

#### (a) Basic

Basic earnings per share is calculated by dividing the profit attributable to owners of the Company by the weighted average number of ordinary shares in issue and excluding shares held for restricted share award scheme.

	Six months ended 30 June	
	2024 (Unaudited)	2023 (Unaudited)
Profit attributable to owners of the Company (RMB'000)	<u>25,193</u>	<u>23,099</u>
Weighted average number of ordinary shares in issue (in thousands) (i)	<u>483,184</u>	<u>483,184</u>
Basic earnings per share (in RMB)	<u>0.05</u>	<u>0.05</u>

- (i) On 25 July 2017, the Company granted 9,000,000 restricted shares to certain employees pursuant to a restricted share award scheme, among which 4,767,000 shares that were forfeited and then held by the trustee of the restricted share award scheme. Those forfeited shares were excluded from the calculation of basic earnings per share.

As at 30 June 2024, the Company held 2,073,500 (2023: 2,073,500) shares of the Company for employee share scheme. All these share were excluded from calculation of basic earnings per share as no shares were granted to employees and outstanding as at 30 June 2024.

#### (b) Diluted

For the six months ended 30 June 2024 and 2023, diluted earnings per share is equal to the basic earnings per share as there were no potential dilutive shares.

# Notes to the Interim Condensed Consolidated Financial Information (Continued)

## 13 DIVIDENDS

	Six months ended 30 June	
	2024 (Unaudited)	2023 (Unaudited)
Dividends paid during the interim period of HKD0.0378 (2023: nil) per fully paid ordinary share (i)	<b>14,852</b>	—

- (i) Pursuant to the shareholders resolution of the Company dated on 22 May 2024, a final dividend amounting to HKD18,523,000 (approximate RMB16,844,000) of HKD0.0378 per fully paid ordinary share was declared. The dividends attributable to shares held by the trustee of the restricted share award scheme and shares held for employee share scheme were eliminated in the condensed consolidated statement of financial position of the Group, dividends of HKD18,264,000 (approximate RMB16,608,000) after elimination was recorded in in the condensed consolidated statement of changes in equity of the Group, accordingly. For the six months ended 30 June 2024, HKD16,340,000 (approximate RMB14,852,000) of the final dividend was paid by the Company. The remaining dividend was recognised in accruals, other payables and provisions in the interim condensed consolidated financial information.
- (ii) For the six months ended 30 June 2024, no dividend (30 June 2023: RMB8,086,000) was declared or paid to Beijing Children's Hospital, Capital Medical University ("BCH"), a non-controlling shareholder of Beijing New Century Children's Hospital Co., Ltd. ("BNC Children's Hospital"), a subsidiary of the Group.

## 14 COMMITMENTS

### Capital commitments

The following is the details of capital expenditure contracted for but not provided in the consolidated financial statements.

	As at 30 June 2024 RMB'000 (Unaudited)	As at 31 December 2023 RMB'000 (Audited)
Contracted but not provided for		
— Property, plant and equipment	4,704	551
— Intangible assets	1,918	1,882
	<b>6,622</b>	<b>2,433</b>

## Notes to the Interim Condensed Consolidated Financial Information (Continued)

### 15 SIGNIFICANT RELATED PARTY TRANSACTIONS

#### (a) Significant transactions with related parties

The directors of the Company are of the view that the following parties that had transactions or balances with the Group are related parties:

Name	Relationship with the Group
Jiahua Likang (北京嘉華麗康醫療投資管理有限公司)	Significantly influenced by the controlling shareholder of the Company
Beijing Children's Hospital, Capital Medical University (首都醫科大學附屬北京兒童醫院)	Significant influence on a subsidiary of the Company
Beijing MuHe JiaYe Property Management Co., Ltd. (北京睦合嘉業物業管理有限公司)	Controlled by Ms. ZHAO Juan, the spouse of the controlling shareholder of the Company
Bairui Kangchen (北京柏瑞康辰科技發展有限公司)	Controlled by a shareholder of the Company
Shanghai New Century Pujin Pediatric Clinic Outpatient Service Co., Ltd. (上海新世紀浦錦兒科門診部有限公司)	Controlled by a shareholder of the Company
Chengdu Women's and Children's Central Hospital (成都市婦女兒童中心醫院)	Significant influence on a subsidiary of the Company

The following significant transactions were carried out between the Group and its related parties. In the opinion of the directors of the Company, the related party transactions were carried out in the normal course of business and at terms negotiated between the Group and the respective related parties.

	Six months ended 30 June	
	2024 RMB'000 (Unaudited)	2023 RMB'000 (Unaudited)
<b>Examination and laboratory test services received from</b>		
— Beijing Children's Hospital, Capital Medical University	1,347	1,405
— Chengdu Women's and Children's Central Hospital	9	10
<b>Cleaning services received from</b>		
— Beijing MuHe JiaYe Property Management Co., Ltd.	4,833	4,627
<b>Premise rental services from</b>		
— Chengdu Women's and Children's Central Hospital	7,500	5,000

## Notes to the Interim Condensed Consolidated Financial Information (Continued)

### 15 SIGNIFICANT RELATED PARTY TRANSACTIONS (Continued)

#### (b) Loans to related parties

	Six months ended 30 June	
	2024 RMB'000 (Unaudited)	2023 RMB'000 (Unaudited)
Beginning of the period	29,246	29,009
Interest expense	36	52
	<u>29,282</u>	<u>29,061</u>
Less: provision for impairment	<u>(29,262)</u>	<u>(28,657)</u>
End of the period	<u>20</u>	<u>404</u>

#### (c) Period/year-end balances arising from sales/purchases of services

Balances with related parties as at 30 June 2024 and 31 December 2023 are disclosed in Note 9.


#### (d) Key management compensation

Key management includes directors and senior managements. The compensation paid or payable to key management for employee services was shown as below:

	Six months ended 30 June	
	2024 RMB'000 (Unaudited)	2023 RMB'000 (Unaudited)
Salaries and bonus	5,796	4,200
Contribution to pension plans	163	153
Welfare and other expenses	231	217
Total	<u>6,190</u>	<u>4,570</u>

#### (e) Provision of premises by a related party

The Group established BNC Children's Hospital based on a public-private-partnership arrangement with BCH, a public hospital in Beijing, the PRC. Pursuant to this cooperation agreements, BCH agreed to provide premises on its allocated land for the business operation of BNC Children's Hospital without extra charges to each other.



## Notes to the Interim Condensed Consolidated Financial Information (Continued)

### 16 CONTINGENCIES

The Group has been or used to be named defendants in a number of lawsuits arising in the ordinary course of business. Provision will be made for the probable losses to the Group on those claims when management can reasonably estimate the outcome of the lawsuits taking into account of the legal advice from its legal counsels.

### 17 EVENT OCCURRING AFTER REPORTING PERIOD

There were no material subsequent events occurred during the period from 30 June 2024 to the approval date of this interim condensed consolidated financial information by the board of directors of the Company.





# Definitions

“Audit Committee”	the audit committee of the Board;
“Beijing Children’s Hospital” or “BCH”	Beijing Children’s Hospital, Capital Medical University (首都醫科大學附屬北京兒童醫院), a connected person of the Company on the subsidiary level only due to its 35.0% interest in BNC Children’s Hospital;
“BNC Children’s Hospital”	Beijing New Century Children’s Hospital Co., Ltd. (北京新世紀兒童醫院有限公司), a company incorporated in the PRC with limited liability on December 13, 2002, which is a non-wholly-owned subsidiary of the Company;
“Board” or “Board of Directors”	the board of Directors of the Company;
“BVI”	the British Virgin Islands;
“Century Star”	Century Star Investment Co., Ltd., a company incorporated in the BVI with limited liability on August 14, 2015 and is wholly-owned by Mr. Jason ZHOU;
“CG Code”	Corporate Governance Code as set out in Appendix C1 to the Listing Rules;
“China” or “PRC”	the People’s Republic of China; for the purpose of this interim report only, references to “China” or the “PRC” do not include Taiwan, the Macau Special Administrative Region and Hong Kong;
“Company”	New Century Healthcare Holding Co. Limited (新世紀醫療控股有限公司), a company incorporated in the Cayman Islands with limited liability on July 31, 2015, the Shares of which are listed on the Main Board of the Stock Exchange;
“Directors”	directors of the Company;
“DRG/DIP Payment”	Diagnosis Related Group (DRG) payment refers to the payment by the diagnosis-related grouping of diseases, where, according to the diagnosis of diseases, treatment modalities and individual characteristics of patients, etc., different diagnosis-related groups are established, each of which a uniform payment standard will be determined for; and Diagnosis-Intervention Packet (DIP) payment refers to the payment by disease point value, which is calculated based on the total annual medical insurance payment, the medical insurance payment ratio and the total point of each medical institution’s cases to form the payment standard;

## Definitions (Continued)

“Employee Share Scheme”	the restricted share award scheme approved and adopted by the Company on August 28, 2020;
“Group”, “our Group”, “we” or “us”	the Company and its subsidiaries;
“HKD” or “HK\$”	Hong Kong dollars, the lawful currency of Hong Kong;
“HKFRS”	Hong Kong Financial Reporting Standards;
“Hong Kong” or “HK”	the Hong Kong Special Administrative Region of the PRC;
“IPO”	the initial public offering of the Shares and listing of the Group on the Stock Exchange;
“Jiahua Likang”	Beijing Jiahua Likang Medical Investment and Management Co., Ltd. (北京嘉華麗康醫療投資管理有限公司), a company incorporated in the PRC with limited liability on April 16, 2009, and is a connected person of the Company;
“JoeCare”	JoeCare Investment Co., Ltd., a company incorporated in the BVI with limited liability on July 16, 2015 and wholly-owned by Mr. Jason ZHOU. JoeCare is one of our controlling Shareholders;
“Latest Practicable Date”	August 27, 2024, being the latest practicable date for the purpose of ascertaining certain information contained in this interim report;
“Listing Rules”	the Rules Governing the Listing of Securities on the Stock Exchange, as amended and supplemented from time to time;
“Model Code”	the Model Code for Securities Transactions by Directors of Listed Issuers contained in Appendix C3 to the Listing Rules;
“Nomination Committee”	the nomination committee of the Board;
“Remuneration Committee”	the remuneration committee of the Board;
“RMB”	Renminbi, the lawful currency of the PRC;
“RSA Scheme”	the restricted share award scheme approved and adopted by the Company on August 29, 2016;



## Definitions (Continued)

“SFO”	the Securities and Futures Ordinance (Chapter 571 of the Laws of Hong Kong);
“Shareholder(s)”	holder(s) of the Share(s);
“Share(s)”	ordinary share(s) of US\$0.0001 each in the issued capital of the Company or if there has been a subsequent sub-division, consolidation, reclassification or reconstruction of the share capital of the Company, shares forming part of the ordinary equity share capital of the Company;
“Stock Exchange”	The Stock Exchange of Hong Kong Limited;
“USD”	United State dollars, the lawful currency of the United States of America;
“Voting Agreement”	an agreement entered into between Mr. Zhou and Ms. Liang on February 18, 2016 and renewed on February 17, 2019 and subsequently automatically renewed on February 17, 2022 (pursuant to a renewal agreement entered into between the same parties on March 23, 2022) for a renewed term of three years until February 17, 2025, pursuant to which Ms. Liang irrevocably agreed to follow Mr. Zhou’s voting directions when exercising the voting rights attached to the Shares beneficially owned by her during the term of such agreement;
“YoY”	year-on-year; and
“%”	percent.

In this interim report, the terms “connected person”, “controlling shareholder” and “subsidiary” shall have the meanings given to such terms in the Listing Rules, unless the context otherwise requires.