



# 中油燃氣集團有限公司

CHINA OIL AND GAS GROUP LIMITED

*(Incorporated in Bermuda with Limited Liability)*

(於百慕達註冊成立之有限公司)

Stock Code: 603

股份代號：603

# 2023

## Annual Report

### 年報



# CONTENTS 目錄

Financial Highlights	財務摘要	2
Enterprise Culture	企業文化	3
Corporate Profiles	公司簡介	4
Natural Gas Distribution Business in China	中國天然氣分銷業務	5
Oil and Gas Production Business in Canada	加拿大油氣生產業務	6
Corporate Information	公司資料	7
Chairman's Statement	主席報告	10
Management Discussion and Analysis	管理層討論及分析	15
Biographical Details of Directors	董事履歷簡介	20
Report of the Directors	董事報告書	23
Corporate Governance Report	企業管治報告	40
Independent Auditor's Report	獨立核數師報告	63
Consolidated Statement of Comprehensive Income	綜合全面收益表	75
Consolidated Statement of Financial Position	綜合財務狀況表	77
Consolidated Statement of Changes in Equity	綜合權益變動表	79
Consolidated Statement of Cash Flows	綜合現金流量表	81
Notes to the Consolidated Financial Statements	綜合財務報表附註	84
Five Year Financial Summary	五年財務摘要	238




# Financial Highlights

## 財務摘要

### Revenue 營業額

↑7%




FY2023  
2023財年 **18,528** million HKD  
百萬港元

FY2022  
2022 財年  
(restated)  
(經重列) **17,297** million HKD  
百萬港元

### Total Debt 總債務

↓8%

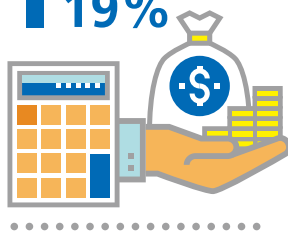


FY2023  
2023財年 **7,712** million HKD  
百萬港元

FY2022  
2022財年 **8,401** million HKD  
百萬港元

### Natural Gas Sales and Transmission Volume 銷輸氣量

↑19%



FY2023  
2023財年 **7,008** million Cubic Meters  
百萬立方米

FY2022  
2022 財年 **5,913** million Cubic Meters  
百萬立方米

# Enterprise Culture 企業文化





## Corporate Profiles

### 公司簡介

China Oil And Gas Group Limited (the “Company”) (stock code: 603) and its subsidiaries (together, the “Group”) are principally engaged in investment in natural gas and energy related business. Operations of the Group include piped city gas business, pipeline design and construction; transportation, distribution and sale of compressed natural gas (“CNG”) and liquefied natural gas (“LNG”); and development, production and sale of crude oil and natural gas and other upstream energy resources.

As a piped city natural gas service provider, the Group supplies city natural gas through long-distance transmission pipelines. With 71 concession rights, the Group has built up city pipeline networks which offer stable and sufficient natural gas resources to local household, industrial, commercial and other users. As a non-pipeline natural gas provider, the Group has established 1 LNG plants in Qinghai Province, Sichuan Province and Guizhou Province, PRC respectively. Meanwhile, the Group has also built certain CNG primary stations to ensure a smooth supply of natural gas all year round. These facilities support supplies of natural gas to cities not yet covered by pipeline networks and are treated as emergency backup gas sources for the Group.

All kinds of automobiles, city buses and long-distance buses can be converted into natural gas operation system by paying an affordable fee. Some of the provinces will provide subsidy to automobile owners who are willing to convert their automobile into natural gas operating system. With support from the PRC government, the Group offers inexpensive, clean and environmental friendly natural gas to the transportation sector.

As an operator of natural gas branch pipelines, the Group has already completed approximately 22,012 km natural gas pipelines in 13 provinces, cities and autonomous regions. Apart from bringing in stable natural gas transmission revenue, the branch pipelines constructions will also facilitate the development of projects along the down-stream.

The Group has well established a large-scale developed natural gas transport and logistics operation in the PRC, including the set up of LNG and CNG fleets which have reinforced the mobility and coverage of our natural gas supplies.

As an upstream energy resources producer, the Group engages in the development, production and sale of crude oil and gas and other resources in Alberta of Canada. The exploration and production business of the Group has the proved reserves of approximately 28.36 million barrels of oil equivalent and the proved plus probable reserves of approximately 45.64 million barrels of oil equivalent. Its average daily production was 5,469 barrels of oil equivalent in 2023. Our exploration and production business possesses energy business in production, a very experienced management team with proven tracking records, a stable production assets portfolio and strong profitability with considerable potential for growth.

中油燃氣集團有限公司（「公司」）（股份代號：603）及其附屬公司（統稱為「集團」）主要從事天然氣及能源相關業務之投資。集團之業務包括城市管道燃氣營運、管道設計及建造；壓縮天然氣（「CNG」）及液化天然氣（「LNG」）之運輸、分銷及銷售；及原油及天然氣等其他上游能源資源開發、生產及銷售。

作為城市管道燃氣服務供應商，集團透過長距離輸送管道供應城市天然氣。集團已獲得71個燃氣特許經營權，建立了城市管道網絡，為當地家庭、工商等用戶提供穩定及充裕之天然氣資源。作為非管道天然氣供應商，集團於中國青海省、四川省及貴州省分別建立了一座LNG工廠。同時，集團已建造多個CNG加氣母站，確保集團之天然氣供應全年保持穩定。該等設施有助於向尚未有管道網絡覆蓋的城市供應天然氣，並被視為集團之應急備用燃氣來源。

各類汽車、公共交通汽車及長途客運車均可以通過改裝，即以可承擔之費用轉換成天然氣運行系統。部分省份將為願意將汽車轉換成天然氣運行系統的車主提供補貼。在國家政府之支持下，集團向運輸界提供價格低廉、清潔及環保之天然氣能源。

作為天然氣支線管道經營之營運商，集團已於13個省、市及自治區投資建成總長度達約22,012公里的天然氣管道，除了增加天然氣管道運輸收入外，支線管道建設更可帶動下游沿線天然氣市場的開發。

集團已於中國發展龐大的天然氣運輸及物流業務，包括已建立LNG及CNG運輸車隊，增強了集團天然氣供應之流動性以及擴大了其覆蓋範圍。

作為上游能源資源之生產商，集團於加拿大阿爾伯塔省從事原油及天然氣等資源的開發、生產及銷售，集團油氣生產業務之探明儲量約為2,836萬桶油當量及探明加控制儲量約為4,564萬桶油當量，二零二三年平均每日產量為5,469桶油當量。集團之油氣生產業務擁有在產的能源業務及一個經驗豐富、業績卓越的管理團隊，具穩定的生產資產組合，較強的盈利能力及廣闊的增長空間。

# Natural Gas Distribution Business in China

## 中國天然氣分銷業務

### Main trunk pipelines 主要幹線管網

- West-to-East line 1  
西氣東輸一線
- West-to-East line 2  
西氣東輸二線
- West-to-East line 3  
西氣東輸三線
- Se-Ning-Lan line  
遼寧蘭線
- Shaan-Jing line 3  
陝京三線
- Shaan-Jing line 4  
陝京四線
- Cang-Zi Line  
滄淄線
- Zhong-Wu Line  
忠武線
- Myanmar-China Line  
中緬線

### Company operating assets / data 公司運營資產及數據

- Branch pipeline  
公司自有支線管道
- City gas project with concession right  
公司城市天然氣項目
- ▲ LNG processing plant  
公司液化天然氣工廠
- CNG/LNG/L-CNG station  
公司天然氣加氣站
- Province with natural gas sales volume > 500mn m<sup>3</sup> in 2023  
公司二零二三年銷氣量5.0億立方米以上省份
- Province with natural gas sales volume between 100mn m<sup>3</sup> and 500mn m<sup>3</sup> in 2023  
公司二零二三年銷氣量1.0-5.0億立方米省份
- Province with natural gas sales volume < 100mn m<sup>3</sup> in 2023  
公司二零二三年銷氣量1.0億立方米以下省份
- Province to enter in near term  
公司於近期內準備開展業務的省份



Note: For illustrative purpose only, actual scale and location might differ slightly  
註：此圖僅為示意圖，比例與位置可能和實際情況略有出入

# Oil and Gas Production Business in Canada

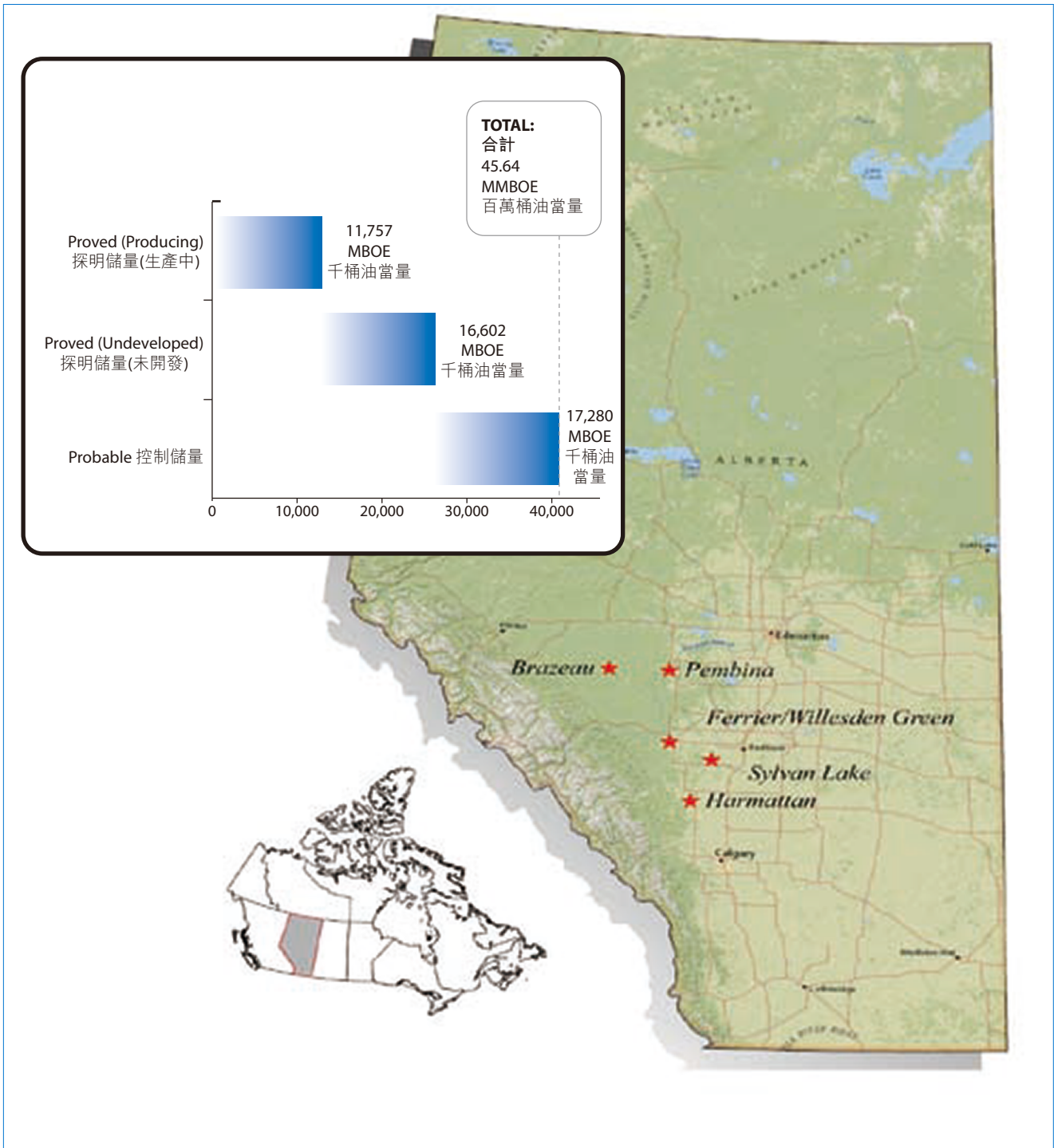
## 加拿大油氣生產業務

### RESERVES

As at 31 December 2023

### 儲量

於二零二三年十二月三十一日





# Corporate Information 公司資料

## BOARD OF DIRECTORS

### Executive Directors

XU Tie-liang (*Chairman and Chief Executive Officer*)  
GUAN Yijun  
GAO Falian  
XU Ran

### Independent Non-Executive Directors

LIU Zhihong  
WANG Guangtian  
YANG Jie

## COMPANY SECRETARY

CHAN Yuen Ying Stella

## AUTHORISED REPRESENTATIVES

XU Tie-liang  
CHAN Yuen Ying Stella

## AUDIT COMMITTEE

LIU Zhihong (*Chairman*)  
WANG Guangtian  
YANG Jie

## REMUNERATION COMMITTEE

LIU Zhihong (*Chairman*)  
WANG Guangtian  
GUAN Yijun

## NOMINATION COMMITTEE

WANG Guangtian (*Chairman*)  
LIU Zhihong  
GAO Falian

## CORPORATE GOVERNANCE COMMITTEE

XU Tie-liang (*Chairman*)  
GUAN Yijun  
GAO Falian  
XU Ran  
LAW Yin Shan Jenny  
CHAN Yuen Ying Stella

## AUDITOR

PricewaterhouseCoopers  
Certified Public Accountants and Registered PIE Auditor

## LEGAL ADVISERS

(As to Hong Kong Law)  
Li & Partners

(As to PRC Law)  
Beijing Huaao Law & Partners

## 董事局

### 執行董事

許鈺良 (*主席兼行政總裁*)  
關懿君  
高發連  
許然

### 獨立非執行董事

劉志紅  
王廣田  
楊杰

## 公司秘書

陳婉縈

## 授權代表

許鈺良  
陳婉縈

## 審核委員會

劉志紅 (*主席*)  
王廣田  
楊杰

## 薪酬委員會

劉志紅 (*主席*)  
王廣田  
關懿君

## 提名委員會

王廣田 (*主席*)  
劉志紅  
高發連

## 企業管治委員會

許鈺良 (*主席*)  
關懿君  
高發連  
許然  
羅盈珊  
陳婉縈

## 核數師

羅兵咸永道會計師事務所  
執業會計師及註冊公眾利益實體核數師

## 法律顧問

(香港法律)  
李偉斌律師行

(中國法律)  
北京市華澳律師事務所





# Corporate Information

## 公司資料

(continued) (續)

### PRINCIPAL REGISTRARS

MUFG Fund Services (Bermuda) Limited  
4th Floor North Cedar House  
41 Cedar Avenue  
Hamilton HM12  
Bermuda

### HONG KONG BRANCH SHARE REGISTRAR AND TRANSFER OFFICE

Computershare Hong Kong Investor Services Limited  
Shops 1712–1716, 17th Floor  
Hopewell Centre  
183 Queen's Road East  
Wanchai, Hong Kong

### REGISTERED OFFICE

Clarendon House  
2 Church Street  
Hamilton HM 11  
Bermuda

### HEAD OFFICE AND PRINCIPAL PLACE OF BUSINESS IN HONG KONG

Suite 2805, 28th Floor  
Sino Plaza  
255–257 Gloucester Road  
Causeway Bay  
Hong Kong

### PRINCIPAL BANKER

The Hongkong and Shanghai Banking Corporation Limited  
China Citic Bank International Limited  
Ping An Bank Co., Ltd. (Acting Through Its Offshore Banking Centre)

### STOCK CODE

603

### WEBSITE AND E-MAIL ADDRESS

Website: <http://www.hk603.com>  
E-mail: [info@hk603.com](mailto:info@hk603.com)  
[ecomm@hk603.com](mailto:ecomm@hk603.com) (for Corporate Communication)

### 主要股份過戶登記處

MUFG Fund Services (Bermuda) Limited  
4th Floor North Cedar House  
41 Cedar Avenue  
Hamilton HM12  
Bermuda

### 香港股份過戶登記分處

香港中央證券登記有限公司  
香港灣仔  
皇后大道東183號  
合和中心  
17樓1712–1716號舖

### 註冊辦事處

Clarendon House  
2 Church Street  
Hamilton HM 11  
Bermuda

### 總辦事處及香港之主要營業地點

香港  
銅鑼灣  
告士打道255–257號  
信和廣場  
28樓2805室

### 主要往來銀行

香港上海滙豐銀行有限公司  
中信銀行(國際)有限公司  
平安銀行股份有限公司(通過其境外銀行中心行事)

### 股份代號

603

### 網址及電郵地址

網址：<http://www.hk603.com>  
電郵地址：[info@hk603.com](mailto:info@hk603.com)  
[ecomm@hk603.com](mailto:ecomm@hk603.com) (就公司通訊而言)

# CHAIRMAN'S STATEMENT AND MANAGEMENT DISCUSSION AND ANALYSIS

主席報告及  
管理層討論  
及分析





# Chairman's Statement

## 主席報告

### BUSINESS REVIEW

Due to international geopolitical turmoil, the energy market went through frequent fluctuation, the supply chain of the energy sector was frequently affected, energy prices fluctuated drastically at a high level, and the growth of energy consumption slowed down in 2023. In the face of complicated and changing international environment, the natural gas industry in China acted resolutely and proactively to ensure stable supply and demand, secure supply and steady prices, and contributed positively to stabilising the supply chain of the global natural gas industry. Nevertheless, domestic natural gas production maintained fairly high growth rate. The natural gas production exceeded 229.71 billion cubic metres in 2023, representing a year-on-year increase of 5.8%. The apparent natural gas consumption reached 394.53 billion cubic metres, representing a year-on-year increase of 7.6%. And the import volume amounted to 119.971 million tons, representing a year-on-year increase of 9.9%.

Despite market volatility over the past year, whilst securing gas supply, safe production and stable operation, the Group resolutely maintained steady development in a step-by-step orderly manner amidst various difficulties, boldly acted and adapted to the changes, and managed to attain achievements and breakthroughs with great efforts. In 2023, the Group organised the formulation of a strategic implementation plan based on the development goals of its medium-and long-term strategies; It vigorously promoted the construction of its strategic performance management and control system, optimised the organisational structure, innovated the management mechanism, secured resource support and built a risk control system; It created a platform, defined the pathway, improved the environment, and provided impetus to reach its strategic goals. While promoting the development strategy of resource acquisition, market development and non-gas business, the strategies were implemented in an orderly manner through the five strategic measures of strengthening the enterprise with talents, organisational support, quality and efficiency improvement, cost refining and cultural leadership. The Group's entire management and staff worked together to overcome various difficulties, and withstood major tests brought about by the economic downturn. Its high-quality development began to take off with significant progress, and its operating results were improved steadily.

### 業務回顧

二零二三年，受國際地緣政治局勢劇烈動盪的影響，能源市場亦波動頻繁，能源產業鏈供應鏈屢受衝擊，能源價格高位劇烈波動，能源消費增速亦放緩。面對國際環境複雜多變，中國天然氣行業毅然積極主動應對，確保供需穩定，保供穩價，為穩定全球天然氣產業鏈供應鏈做出了積極貢獻。然而國內天然氣產量依然保持了較高增速。二零二三年，國內天然氣產量超過2,297.1億立方米，同比增長5.8%。天然氣表觀消費量3,945.3億立方米，同比增長7.6%。天然氣進口量11,997.1萬噸，同比增長9.9%。

在過往一年市場動盪的局勢中，集團在保障氣源、安全生產、穩定經營的前提下，毅然決然的在困難中循序漸進的保持穩步發展，在變局中識時務的果敢應對，固然取得了來之不易的成果和突破。二零二三年，集團根據中長期戰略的發展目標，組織制定戰略實施計劃；大力推進集團戰略績效管控體系建設，優化組織架構、創新管理機制、保障資源支援、建設風控體系；為實現戰略目標搭建平台、明確路徑、改進環境、提供動力，確保集團戰略目標實現。在推進資源獲取、市場開發、非氣業務等發展戰略的同時，通過人才強企、組織保障、提質增效、成本改進、文化引領五大戰略舉措有序地推動了戰略的實施。集團全體幹部員工齊心協力、不懼艱險，經受住了經濟下行所帶來的各種重大考驗，集團高品質發展已起步開局，並取得顯著進展，經營業績得到穩步提升。



# Chairman's Statement 主席報告

(continued) (續)

Progress was made in standardising the Group's management, and the quality of management was more effectively enhanced in 2023. The Group further consolidated the integration of business development, staff exchange and corporate culture building, through which it had significantly higher synergies between operation and management, and the management model was better organised, standardised and process-based. In terms of cybersecurity and informatisation, the Group made every effort to promote IT construction. During the year, it completed the construction and launch of the financial shared platform and collaborative office platform. The "Financial Shared Service Center" was put into operation as scheduled; The informatisation of its joint-stock companies was right on track with the ERP system up and running. As for operational and value-added businesses, the Group launched its private-label gas appliances and other product lines, completed its re-branding, pivoted on products in smart kitchen, and established its initial brand influence in the region, thanks to which the value-added business earned good revenue. In respect of the new energy business, the Group actively acted on the national new energy policy. Shandong Visdom Gas Equipment Manufacturing Co. Ltd. (山東齊智公司) and Wuhan Dongfang Natural Gas Co., Ltd. (武漢東方公司) had constructed photovoltaic projects and put them into production, marking the Group's first step towards new energy business.

## CITY PIPELINE NATURAL GAS BUSINESS

### Sales and distribution of natural gas

During the year, the Group's natural gas sales and transmission volume increased 18.5% as compared to last year.

The Group's natural gas sales volume recorded to be 4,575 million cubic meters for 2023 (2022: 4,468 million cubic meters), increased by 2.4% compared with the same period last year. Transmission volume was 2,433 million cubic meters, recorded a 68.4% rise as compared to the same period last year.

Consumption of residential users decreased by 2% from last year's 1,005 million cubic meters to 984 million cubic meters; industrial and commercial users recorded 3,163 million cubic meters (2022: 3,081 million cubic meters), increased by 3% compared with the same period last year; gas consumption of gas stations recorded an increase of 13% at current year's 431 million cubic meters from last year's 382 million cubic meters. Each of the above categories representing 22%, 69% and 9% of the total gas sales volume (2022: 23%, 69% and 8%), respectively.

二零二三年，集團管理規範化取得進展，管理品質更有效提升。集團公司在業務發展、人員交流、企業文化建設等方面的融合進一步增強，經營管理協同性顯著提升，管理模式進一步體系化、標準化、流程化。在網路安全與資訊化方面，集團全力推進資訊化建設，年內完成了財務共用平台、協同辦公平台建設及上線工作，集團「財務共用中心」按計劃投入運營；集團的股份公司資訊化建設步入正軌，實現了ERP系統上線運行。在經營與增值業務層面，集團推出了自有品牌燃氣具等系列產品，完成品牌重塑，產品定位向智慧廚房延伸，區域內的品牌影響力初步確立，使增值業務實現營收佳績。新能源業務方面，集團積極回應國家新能源政策，在山東齊智公司、武漢東方公司已建設並投產了光伏項目，在新能源業務探索道路上邁出了第一步。

## 城市管道天然氣業務

### 銷售及輸送天然氣

年內，集團天然氣銷輸氣量相比去年增長18.5%。

集團截至二零二三年的天然氣銷量錄得45.75億立方米（二零二二年：44.68億立方米），同比增長2.4%。管輸量錄得24.33億立方米，較去年同期錄得升幅68.4%。

居民用戶銷氣量較上年的10.05億立方米減少2%至9.84億立方米；工商業用戶錄得31.63億立方米（二零二二年：30.81億立方米）用量，同比增長3%；加氣站用量從上年的3.82億立方米上漲13%至本年的4.31億立方米。上述各類用量分別佔總銷氣量的22%、69%及9%（二零二二年：23%、69%及8%）。



# Chairman's Statement

## 主席報告

(continued) (續)

### Development of new users

For 2023, the Group connected 128,395 (2022: 148,300) new residential users and the accumulated development of residential users were 2,041,936. Total connections for new industrial and commercial users were 1,312 (2022: 1,094) and the accumulated development of industrial and commercial users were 18,008.

### EXPLOITATION AND PRODUCTION OF CRUDE OIL AND NATURAL GAS BUSINESS

The Group continued the business of exploitation and production of light oil and natural gas in Canada. The Group's production in 2023 was 5,469 barrels of oil equivalent per day ("boe/d"), approximately the same as in the comparable period of 2022.

Reference crude oil prices were 17.6% lower in 2023, with West Texas Intermediate averaging US\$77.62 per barrel compared with US\$94.23 per barrel in 2022. The Group realized a crude oil price of CAD96.69 per barrel in 2023 compared to CAD117.32 per barrel in 2022 with a year-on-year decrease of 17.6%. The Group achieved the average operating netback of CAD31.19 per barrel of oil equivalent, representing a decrease of 35.9% as compared with CAD48.67 per barrel of oil equivalent for the same period last year.

### BUSINESS PROSPECTS

China's economy still encountered multiple short-term challenges in 2023. In response, the PRC government introduced policies, including the Outline of Strategic Planning for Expanding Domestic Demand. In 2024, we will stick to the strategy of boosting domestic demand and developing a complete domestic demand system, and accelerating the establishment of a new development pattern in which domestic economic cycle plays a leading role while international economic cycle remains its extension and supplement so as to carry out the strategic decision of long-term development, peace and security. Moreover, we will proactively implement fiscal policies and prudent monetary policies, step up macroeconomic policy adjustments, and vigorously boost market confidence in order to ensure the steady and upward economic operation, significant quality improvement and reasonable growth in quantity.

### 新用戶開發

二零二三年，集團新增居民用戶128,395戶（二零二二年：148,300戶），累計開發居民用戶2,041,936戶。新增工商業用戶合計1,312戶（二零二二年：1,094戶），累計開發的工商業用戶為18,008戶。

### 開採及生產原油及天然氣業務

集團在加拿大持續進行輕質原油和天然氣的開採及生產業務。集團於二零二三年的產量為5,469桶油當量／天（「桶油當量／天」），與二零二二年同期幾乎一致。

於二零二三年，參考原油價格下降17.6%，西德州中級原油平均價格為每桶77.62美元，而二零二二年為每桶94.23美元。於二零二三年，集團實現原油價格每桶96.69加元，而於二零二二年為每桶117.32加元，同比下降17.6%。集團實現平均運營淨回值31.19加元／桶油當量，較去年同期的48.67加元／桶油當量減少35.9%。

### 業務展望

二零二三年，中國經濟依然是面臨多項短期挑戰。面對這些問題，中國政府推出了多項政策，其中包括《擴大內需戰略規劃綱要》。二零二四年，繼續堅定實施擴大內需戰略、培育完整內需體系，加快構建以國內大循環為主體、國內國際雙迴圈相互促進的新發展格局，促進長遠發展和長治久安的戰略決策。積極實施財政政策和穩健的貨幣政策，加大宏觀政策調控力度，大力提振市場信心，推動經濟穩健運行整體好轉，實現質的有效提升和量的合理增長。



## Chairman's Statement 主席報告

(continued) (續)

With respect to the development of the natural gas industry, as the National Energy Administration put forward in the Guiding Opinions on Energy Work in 2023, the safe energy and secure supply should be reinforced; high-quality energy development should be continuously advanced; security of energy supply should be prioritised; and we should be prepared for the unexpected and worst, and keenly aware of issues and systematic concepts. For a longer period of time in future, it will be critical and fairly difficult for us to start preparations and build capabilities for reaching the goal of carbon peak and neutrality, and it's essential to solve energy security issues first.

In 2024, the Group will open a new chapter for high-quality development, where we will create new sources of income, cut spending, and attach equal importance to development and quality. As for the strategic planning of the year ahead, we will prioritise "faster growth", enhance the innovation and efficiency of existing industries, strengthen coordinated operation, and continue to develop new competitive businesses; We will further promote delicacy management, and elevate the quality of basic management through full use of IT and digital platforms; We will put people first, and maximise the senior management's sense of initiative and entrepreneurship; And we will adopt various measures to safeguard the sustainable growth of the Group's benefits. The Group will continue to prioritise marketing and sales, and resource coordination, fully leverage the leading role of large regions and drive the growth of market shares at full speed. It will reinforce ex-ante price risk control, and promote price linkage to ensure a steady increase in price difference; It will focus on operational coordination, facilitate the sharing of resources within regions and the Group to maximise the effectiveness of resources. The Group will spare no effort in providing customers with a stable supply of natural gas, quality products and thoughtful services by addressing energy supply risks in corresponding regions, preparing adequate energy supply in advance, stabilising local reserves and establishing corporate social responsibility.

The Group will continuously work on the upstream and downstream integration, build development channels, strengthen institutional construction, accelerate the building of talent pipelines, enhance the operational efficiency of the organisation, establish a communication mechanism, step up management of internal and external relations, speed up platform development, fulfill the goal of IT and digital transformation, reinforce investment control, refine the evaluation system, further optimise the function bordering of relevant competent departments and refine the supervisory functions so as to form a energy supervision framework where various departments have reasonable division of labor and work in close coordination.

在天然氣產業發展方面，國家能源局的《二零二三年能源工作指導意見》指出，要保障能源安全穩定供應，持續推動能源高品質發展，把能源保供穩價放在首位，要求強化憂患意識和底線思維，對問題意識和系統觀念重視。未來較長一段時期，是推動實現「雙碳」目標的關鍵起步期、能力培育期和相對困難期，解決好能源安全問題是基本前提。

二零二四年，開創集團高品質發展新局面，開源與節流並重，發展與品質共進。今年戰略規劃：以「促增長」為核心，提振現有產業創效能力，強化經營統籌，持續打造新主業格局；繼續推進精細化管理，充分利用資訊數智化平台提升基礎管理品質；以人為本，全力激發高管團隊幹事業的主觀能动性；多措並舉，保障集團效益持續增長。集團仍將主業市場開發與銷售、資源統籌列為集團首要工作，充分發揮大區的主導作用，全力推進市場份額的增長。加強價格風險事前控制，推進價格聯動，保障價差穩步提升；注重經營統籌，推進區域內、集團內資源分享，發揮資源更大效用。集團根據應對區域能源供應風險，預足充裕能源供應度，穩定地方供應儲備，建立企業社會責任，竭盡全力為客戶提供穩定的天然氣供應、優質的產品和貼心的服務。

持續打造集團上下一體化，搭建發展通道，強化機構建設，加快人才梯隊建設，提升組織運行效率，建立溝通機制，加強內外外部關係管理，加快平台建設，實現資訊數智化建設目標，加強投資管控，完善評價體系建設，進一步優化相關主管部門職能邊界，科學進行監管職能的再優化，形成各部門合理分工、密切配合的能源監管格局。



# Chairman's Statement

## 主席報告

(continued) (續)

Besides, the Group will regulate data and resources to conduct value-based management of data; it will strengthen precautionary awareness and enhance the level of risk management; it will promote innovation and development and cultivate new competitive businesses; and it will reinforce the unity of knowledge and practice, and advance in-depth cultural construction by completing the compilation of its Culture Handbook so as to consolidate the construction of culture and “three fundamentals”.

In accordance with the national objectives of ensuring secure and stable energy supply and continuously promoting high-quality development of energy, together with the strategic business presence and deployment of leading companies in the industry, the Group will be flexible when coping with various uncertainties, refine the coordination between the partial and entirety of the Group, continuously optimising its focus on medium-to-long-term business development, thus laying a firm and solid foundation for its medium-to-long-term business development. Moreover, the Group will proactively launch new businesses, such as integrated energy services and new energy, and conduct research and development of its ecosystem with a view to establishing a green and low-carbon circular economic development system. With the aid of eco-partners, the Group will carry out its new business strategy, and vigorously advance in-depth development of ESG-related green industries, such as photovoltaic, hydrogen utilisation and wastewater utilisation by the Group and its project companies through diverse forms of cooperation and development.

On behalf of the Board, I would like to express my gratitude to all our staff for their dedication and hard work and to our shareholders for their continuous support.

**Xu Tie-liang**  
Chairman

Hong Kong, 25 April 2024

另一方面，規範資料資源，實現資料價值化管理，增強防範意識，提高風險管理水準，推動創新發展，打造新主業格局，強化知行合一，深入推進文化建設，並完成和落實集團公司的《文化手冊》編製工作，將文化和「三基」建設落地生根。

根據國家對保障能源安全穩定供應，持續推動能源高品質發展的目標，結合業內先進企業戰略發展佈局和部署，策略的靈活性應對各種不確定性，完善集團局部與整體統籌，不斷優化集團中長期業務發展核心定位，為集團中長期業務發展方向奠定穩固而堅實的根基。集團還將積極啟動綜合能源服務、新能源等新業務的佈局，研究開展集團生態體系建設工作，建立綠色低碳迴圈經濟發展體系。通過生態夥伴助力集團推進新業務戰略，大力推進集團及各專案公司以多種合作及開發形式深入發展光伏、氫能利用、廢水利用等ESG相關綠色產業。

本人謹代表董事局，對全體員工的奉獻和辛勤工作以及我們的股東一直以來的支持，表示衷心的感謝

**許鉄良**  
主席

香港，二零二四年四月二十五日



# Management Discussion and Analysis

## 管理層討論及分析

The following discussions should be read in conjunction with the audited consolidated financial statements of the Group and its notes and other sections in the annual report for the year ended 31 December 2023.

### FINANCIAL REVIEW

For the year ended 31 December 2023, the Group recorded revenue of HK\$18,528 million, representing an increase of 7.1% from HK\$17,297 million for the year ended 31 December 2022.

The total revenue combined by four segments, namely (1) sales and distribution of natural gas and other related product, (2) gas pipeline construction and connection, (3) exploitation and production of crude oil and natural gas and (4) production and sales of coal derived clean energy and other related products, amounted to HK\$14,096 million, HK\$1,145 million, HK\$502 million and HK\$2,785 million respectively (2022: HK\$14,617 million, HK\$960 million, HK\$727 million and HK\$993 million).

The Group's overall gross profit amounted to HK\$1,971 million (2022: HK\$2,121 million), representing a decrease of 7.1%; Loss for the year attributable to the owners of the Company was HK\$232 million, represented a decrease of 131.8%. As at 31 December 2023, the Group has net impairment losses on financial and contract assets of HK\$201 million; net impairment on investment in an associate of HK\$141 million. As at 31 December 2022, the Group has a reversal of impairment on oil and gas properties under property, plant and equipment of HK\$118 million. The Group counted the above as one-off items and these will not affect the ordinary operation and cash-flow of the Group.

Administrative expenses were HK\$704 million (2022: HK\$508 million), an increase of 38.6% as compared to the same period last year, the proportion of administrative expenses to revenue was slightly increase to 3.8% (2022: 2.9%) with selling and distribution costs recorded an increase of 5.3%.

Finance costs (net of capitalization) decreased slightly from last year's HK\$453 million to HK\$433 million. The Group's weighted average cost of all indebtedness (including bank borrowings, other borrowings and senior notes) for the year ended 31 December 2023 was 5.8% (2022: 6.6%).

下列討論應與集團截至二零二三年十二月三十一日止年度年報中所載經審核綜合財務報表及其附註以及其他章節一併閱讀。

### 財務回顧

截至二零二三年十二月三十一日止年度，集團錄得營業額185.28億港元，對比截至二零二二年十二月三十一日止年度的172.97億港元，錄得7.1%升幅。

總營業額分為四個分部，(1)銷售及輸送天然氣及其他相關產品、(2)燃氣管道建造及接駁、(3)開採及生產原油及天然氣及(4)生產及銷售煤基清潔能源及其他相關產品，分別為140.96億港元、11.45億港元、5.02億港元及27.85億港元（二零二二年：分別為146.17億港元、9.60億港元、7.27億港元及9.93億港元）。

集團整體毛利為19.71億港元（二零二二年：21.21億港元），下降7.1%；公司擁有人應佔年內虧損為2.32億港元，減少131.8%。於二零二三年十二月三十一日，集團的金融及合約資產減值虧損淨額為201百萬港元；於一間聯營公司之投資減值淨額為141百萬港元。於二零二二年十二月三十一日，集團物業、廠房及設備項下油氣資產減值撥回為118百萬港元。集團將上述項目視為一次性項目，不會影響集團的日常經營及現金流量。

行政開支為7.04億港元（二零二二年：5.08億港元）比去年同期增加38.6%，行政開支佔營業額比例輕微增加3.8%（二零二二年：2.9%），銷售及分銷費用錄得5.3%增加。

財務費用（扣除資本化）由去年的4.53億港元輕微下跌至4.33億港元。集團於二零二三年十二月三十一日止年度之所有債務（包括銀行貸款、其他借貸及優先票據）的加權平均成本為5.8%（二零二二年：6.6%）。





# Management Discussion and Analysis

## 管理層討論及分析

(continued) (續)

### LIQUIDITY, FINANCIAL AND CAPITAL RESOURCES

It is the Group's policy to use the cash flow generated from operations and appropriate level of borrowings as the principal source of fund to expand business and acquire projects. As at 31 December 2023, the Group's total indebtedness (including bank borrowings, other borrowings and senior notes) amounted to HK\$7,712 million (2022: HK\$8,401 million).

As at 31 December 2023, the Group had cash and cash equivalents and time deposits with maturity over three months of HK\$3,246 million (2022: HK\$3,951 million). Total assets were HK\$20,841 million (2022: HK\$21,710 million), in which current assets were HK\$5,836 million (2022: HK\$6,383 million). Total liabilities of the Group were HK\$13,279 million (2022: HK\$13,859 million), in which current liabilities were HK\$8,632 million (2022: HK\$9,403 million). The Group's net debt-to-assets ratio, measured on the basis of total indebtedness net of cash and term deposits, divided by total assets was 21.4% (2022: 20.5%). The Group's financial and liquidity remain stable, and well prepared for the development in 2024.

### SIGNIFICANT INVESTMENTS

As at 31 December 2023, the Group did not have any significant investment held.

### MATERIAL ACQUISITIONS AND DISPOSALS OF SUBSIDIARIES, ASSOCIATED COMPANIES AND JOINT VENTURES

The Group did not have any material acquisitions and disposals of subsidiaries, associates and joint ventures during the year ended 31 December 2023.

### 流動資金、財務及資本資源

集團的政策為使用經營業務所得現金流量及適當水平的借貸作為主要資金來源，以用於擴展業務及收購項目。於二零二三年十二月三十一日，集團的債務總額（包括銀行借貸、其他借貸及優先票據）為77.12億港元（二零二二年：84.01億港元）。

於二零二三年十二月三十一日，集團的現金及現金等值項目以及為期超過三個月的定期存款為32.46億港元（二零二二年：39.51億港元）。總資產為208.41億港元（二零二二年：217.10億港元），其中流動資產為58.36億港元（二零二二年：63.83億港元）。集團之總負債為132.79億港元（二零二二年：138.59億港元），其中流動負債為86.32億港元（二零二二年：94.03億港元）。集團的淨債務對資產比率（總債務（扣除現金及定期存款）除以總資產）為21.4%（二零二二年：20.5%）。集團的財務及流動資金保持平穩，為集團二零二四年的發展作好充分準備。

### 重大投資

於二零二三年十二月三十一日，集團並無持有任何重大投資。

### 附屬公司、聯營公司及合營企業之重大收購及出售

截至二零二三年十二月三十一日止年度，集團並無任何附屬公司、聯營公司及合營企業的重大收購及出售。



# Management Discussion and Analysis

## 管理層討論及分析

(continued) (續)

### EMPLOYEES AND REMUNERATION POLICY

As at 31 December 2023, the Group employed a total of 4,798 (2022: 4,837) full-time employees, most of whom were stationed in the PRC. The Group remunerates its employees based on their performance, working experience and the prevailing market wage level. The total remuneration of the employees consists of basic salary, cash bonus and share-based incentives.

### PLEDGE OF ASSETS

As at 31 December 2023, senior notes issued by the Company and the Bridge Loan Facilities were guaranteed by certain subsidiaries of the Company.

The Group's interests in 195,027,219 shares of Shandong Shengli Co., Ltd. (山東勝利股份有限公司), a company limited by shares established in the PRC whose issued shares are listed and traded on the main board of the Shenzhen Stock Exchange ("Shandong Shengli") (stock code: 000407), being 22.16% of the entire share capital of Shandong Shengli, were pledged to a bank to secure the banking facilities granted to the Group.

Certain investment properties, right-of-use assets and collection right of sales of natural gas are pledged for bank borrowings of HK\$163 million.

### 僱員及酬金政策

於二零二三年十二月三十一日，集團共僱用4,798名（二零二二年：4,837名）全職僱員，其中大部分僱員駐於中國。集團根據員工的工作表現、工作經驗及現行市場工資水平釐定其酬金。僱員之總酬金包括基本薪金、現金花紅及股份獎勵。

### 資產抵押

於二零二三年十二月三十一日，公司發行的優先票據及過渡性貸款融資由公司若干附屬公司擔保。

集團持有的195,027,219股山東勝利股份有限公司（一間於中國成立的股份有限公司，其已發行股份於深圳證券交易所主板上市及買賣（股份代號：000407）（「勝利股份」）的股份，佔勝利股份已發行股份約22.16%抵押予一間銀行以擔保授予集團的銀行融資。

若干投資性房地產，使用權資產以及銷售天然氣收款權已抵押作為163,000,000港元銀行借貸之擔保。



# Management Discussion and Analysis

## 管理層討論及分析

(continued) (續)

### LOAN AGREEMENTS WITH COVENANTS RELATING TO SPECIFIC PERFORMANCE OF THE CONTROLLING SHAREHOLDER

Under the Syndicated Loan Agreement and the Bridge Loan Agreement, if there occurs a change in control, the lenders may declare the participation in the Syndicated Loan Facilities or the Bridge Loan Facilities (where appropriate) due and payable. The change in control includes, among others:

- (a) Mr. Xu Tie-liang (“Mr. Xu”), executive Director, chairman of the Board and chief executive officer of the Company (whether individually or collectively with his spouse and his or his spouse’s children (whether through a trust or otherwise):
  - (i) is not, or ceases to be the single largest direct or indirect beneficial holder (holding not less than 25%) of each class of the Company’s equity interests carrying any entitlement to vote; or
  - (ii) does not, or ceases to (without prejudice to paragraph (i) above) directly or indirectly control the Group. For the purpose of this paragraph, “control” has the meaning given to it in The Codes on Takeovers and Mergers and Share Buy-backs;
- (b) Mr. Xu is not, or ceases to be, chairman of the Board unless replaced by a person approved by all the lenders; or
- (c) the Company does not, or ceases to:
  - (i) own beneficially (and directly or indirectly) not less than 51% of each class of equity interests of China City Natural Gas Investment Group Co., Ltd. (中油中泰燃氣投資集團有限公司) (“CCNG”), carrying any entitlement to vote; or
  - (ii) control, directly or indirectly, CCNG. For the purpose of this paragraph, “control” means the ability to direct CCNG’s affairs and/or the composition of its board of directors (or equivalent body).

Details of the Syndicated Loan Facilities or the Bridge Loan Facilities are set out in the Company’s announcement dated 5 December 2023.

### 貸款協議載有關於控股股東須履行特定責任的條件

根據銀團貸款協議及過渡性貸款協議，若控制權發生變更，貸款人可宣佈銀團貸款融資或過渡性貸款融資（如適用）到期並立即償還。控制權變更包括（但不限於）：

- (a) 執行董事、董事局主席兼公司行政總裁許鈺良先生（「許先生」）（無論是單獨還是與其配偶及其或其配偶的子女共同（無論是透過信託還是其他方式））：
  - (i) 不再是或將不再是具有任何投票權的公司各類股權的單一最大直接或間接受益持有人（持有不少於25%）；或
  - (ii) 沒有或不再（在不影響上文第(i)段的情況下）直接或間接控制集團。就本段而言，「控制權」具有《收購、合併及股份回購守則》中所賦予的涵義；
- (b) 許先生不再擔任或將不再擔任董事局主席，除非由所有貸款人認可的人士接替；或
- (c) 公司不會或不再：
  - (i) 實益（直接或間接）擁有不少於51%且具有投票權的中油中泰燃氣投資集團有限公司（「中油中泰」）各類股權；或
  - (ii) 直接或間接控制中油中泰。就本段而言，「控制權」是指導中油中泰事務和／或其董事局（或同等機構）組成的能力。

銀團貸款融資或過渡性貸款融資的詳情載於公司日期為二零二三年十二月五日的公告。

# Management Discussion and Analysis

## 管理層討論及分析

(continued) (續)

### CONTINGENT LIABILITIES

The Group has no material contingent liability as at 31 December 2023.

### FINANCIAL MANAGEMENT AND TREASURY POLICY

The financial risk management of the Group is the responsibility of the Group's treasury function at the head office in Hong Kong. One of the major objectives of the Group's treasury policies is to manage its exposure to fluctuation in interest rates and foreign currency exchange rates. It is the Group's policy not to engage in speculative activities.

The Group conducts its business primarily in Renminbi. The Group's certain bank deposits are denominated in Hong Kong dollars, Renminbi and United States dollars, and the Group's offshore bank loans and senior notes are denominated in Renminbi, Canadian dollars and United States dollars.

Other than those disclosed, the Group does not have any material exposures to foreign exchange fluctuations. The Group does not have a foreign currency hedging policy. However, the Group monitors its foreign currency exposure closely and may, depending on the circumstances and trend of foreign currencies, consider adopting a significant foreign currency hedging policy in the future.

### LITIGATION

As at 31 December 2023, the Group has no material litigation.

### CAPITAL STRUCTURE

As at 31 December 2023, the issued share capital of the Company was HK\$56,368,038.34 divided into 5,636,803,834 shares of the Company with a nominal value of HK\$0.01 each.

### FINAL DIVIDEND

The Board resolved not to recommend any final dividend for the year ended 31 December 2023 (2022: Nil).

### 或然負債

集團於二零二三年十二月三十一日並無任何重大或然負債。

### 財務管理及庫務政策

集團之財務風險管理為集團於香港總辦事處之庫務職能。集團庫務政策之主要目標之一為管理其利率及匯率波動風險。集團的政策為不從事投機行為。

集團主要以人民幣經營業務。集團若干銀行存款以港元、人民幣及美元計值，而集團的境外銀行貸款及優先票據則以人民幣、加拿大元及美元計值。

除上述所披露者外，集團並無承受任何重大外匯匯率波動風險。集團並無訂立外匯對沖政策。然而，集團會緊密監察外匯風險及日後可能（視情況及外幣走勢而定）考慮採用重大外匯對沖政策。

### 訴訟

於二零二三年十二月三十一日，集團並無牽涉任何重大訴訟。

### 資本架構

於二零二三年十二月三十一日，公司已發行股本為56,368,038.34港元，分為每股面值0.01港元的5,636,803,834股公司股份。

### 末期股息

董事局決議不建議任何截至二零二三年十二月三十一日止年度之末期股息（二零二二年：無）。



## Biographical Details of Directors 董事履歷簡介

### EXECUTIVE DIRECTORS

**Mr. Xu Tie-liang**, aged 60, an executive Director and the Chairman of the Board and also the Chief Executive Officer of the Company. He is responsible for a holistic strategic planning of the Group, leading and supervising the work of the Board and Corporate Governance Committee. He is also the managing director of Shandong Shengli Co., Ltd. (000407.SZ), China City Natural Gas Investment Group Co., Ltd and Baccalieu Energy Inc. Canada and director of certain subsidiaries of the Company. Mr. Xu graduated from Xi'an Shiyu University (西安石油大學), and postgraduate from the University of International Business and Economics (對外經濟貿易大學), postgraduate from Tsinghua University School of Economic and Management (清華大學經管學院), with a master degree of advanced business administration. Mr. Xu has extensive experience in energy, investments and management.

Mr. Xu is the spouse of Ms. Guan Yijun and father of Ms. Xu Ran. He is the director of Sino Vantage Management Limited and Great Xu Holdings Limited, companies which have disclosable interests in the Shares under the provisions in Divisions 2 and 3 of Part XV of the SFO.

**Ms. Guan Yijun**, aged 59, was appointed as an executive Director on 10 September 2010. She was appointed as the vice president of the Company on 1 September 2006. Ms. Guan is a member of each of the Corporate Governance Committee and the Remuneration Committee. She is also a director of certain subsidiaries of the Company. Ms. Guan was a postgraduate from Peking University, and obtained a Master Degree in Business Administration. She has extensive business operation management experiences over 24 years.

Ms. Guan is the spouse of Mr. Xu Tie-liang and the mother of Ms. Xu Ran.

**Mr. Gao Falian**, aged 59, was appointed as an executive Director on 17 May 2021. Mr. Gao is also a member of the Corporate Governance Committee. He is a senior engineer, obtained a bachelor's degree in law from Peking University and a master's degree in engineering from China University of Petroleum. Mr. Gao currently serves as a director of certain subsidiaries of the Group, including China Oil and Gas Investment and CCNG. He also served as president of CCNG during the period from February 2010 to August 2018 and president of China Oil and Gas Investment during the period from September 2015 to August 2018. Mr. Gao held several positions in China Petroleum Pipeline Bureau during August 1985 to May 2010, including general manager, commissioner of technical service etc. He has extensive experience in oil and gas industry.

### 執行董事

**許鈇良先生**，六十歲，公司執行董事及董事局主席兼行政總裁，負責集團整體戰略規劃，領導及監察董事局及企業管治委員會工作。彼亦兼任山東勝利股份有限公司(000407.SZ)、中油中泰燃氣集團投資有限公司及加拿大Baccalieu Energy Inc. 董事長及公司若干附屬公司的董事。許先生早年於西安石油大學畢業，為對外經濟貿易大學研究生、清華大學經管學院研究生、高級工商管理碩士。許先生在能源、投資和管理方面擁有豐富經驗。

許先生是關懿君女士的配偶及許然女士的父親。他是 Sino Vantage Management Limited 及 Great Xu Holdings Limited (根據證券及期貨條例第XV部第2及3分部條文於股份中擁有須予披露權益之公司)之董事。

**關懿君女士**，五十九歲，於二零一零年九月十日獲委任為執行董事。彼於二零零六年九月一日獲委任公司之副總裁。關女士是企業管治委員會及薪酬委員會各自之成員。彼是公司若干附屬公司的董事。關女士係北京大學研究生畢業，工商管理碩士。彼從事企業經營管理工作超過二十四年，具有豐富經驗。

關女士為許鈇良先生之配偶及許然女士之母親。

**高發連先生**，五十九歲，於二零二一年五月十七日獲委任為執行董事。高先生亦為企業管治委員會成員。彼為高級工程師，先後在北京大學取得法學學士學位、中國石油大學取得工程碩士學位。高先生現時為集團若干附屬公司之董事，包括中油燃氣投資及中油中泰。彼亦於二零一零年二月至二零一八年八月期間曾擔任中油中泰之總裁及於二零一五年九月至二零一八年八月擔任中油燃氣投資之總裁。高先生亦曾於一九八五年八月至二零一零年五月期間擔任中國石油天然氣管道局若干職位，包括總經理、技術服務處處長等。彼於油氣行業有豐富之經驗。



## Biographical Details of Directors 董事履歷簡介

(continued) (續)

**Ms. Xu Ran**, aged 34, was appointed as an executive Director on 2 November 2021. She has been the manager of investment department of the Company for over eight years. She is also a member of the Corporate Governance Committee. She is also a director of certain subsidiaries of the Company. Since she joined the Company, she has participated in the acquisition of Baccalieu Energy Inc. in Canada and is responsible for evaluating the investment opportunities and treasury management in the upstream business in North America. She also participated in the work of the issuance of four batches of senior notes in a total amount of USD1.4 billion. She is also responsible for the external investment of the Group. Prior to joining the Company, Ms. Xu worked in PricewaterhouseCoopers. Ms. Xu obtained a bachelor's degree in Accountancy from The University of San Diego of U.S.A. in 2012.

Ms. Xu is the daughter of Mr. Xu Tie-liang and Ms. Guan Yijun.

### INDEPENDENT NON-EXECUTIVE DIRECTORS

**Ms. Liu Zhihong**, aged 46, was appointed as an independent non-executive Director on 15 June 2023. She is the chairman of the Audit Committee and Remuneration Committee, and a member of the Nomination Committee. Ms. Liu holds an executive master's degree of business administration from the Peking University and is a member of the Chinese Institute of Certified Public Accountants. Ms. Liu has been a senior wealth management manager of AIA Hong Kong since 2021. She was the financial controller of Tonking New Energy Group Holdings Limited (a company listed on GEM of the Stock Exchange; stock code: 8326) during 2016 to 2020. Ms. Liu had participated in the audit work of BDO Limited during 2008 to 2012. She has extensive experience in the field of accounting. Ms. Liu has been appointed as an independent non-executive director of Zhongshen Jianye Holding Limited (the shares of which are listed on the Main Board of the Stock Exchange; Stock Code: 2503) on 19 December 2023.

**Mr. Wang Guangtian**, aged 60, was appointed as an independent non-executive Director on 4 November 2009. He is the chairman of the Nomination Committee, and a member of each of the Audit Committee and the Remuneration Committee. He held a master degree in world economics from the Hebei University and has over 39 years of experience in financial and administrative management. Mr. Wang is currently the managing director of Hebei Listed Equity Investment Fund Co., Ltd. He was an independent non-executive director of ENN Energy Holdings Limited (a company listed on the Main Board of the Stock Exchange; stock code: 2688) from December 2000 to May 2015.

**許然女士**，三十四歲，於二零二一年十一月二日獲委任為執行董事。彼擔任公司投資部經理超過八年。彼亦為企業管治委員會成員。彼亦為公司若干附屬公司之董事。自加入公司以來，彼曾參與收購加拿大Baccalieu Energy Inc.，負責評估北美上游業務的投資機會和資金管理並參與發行四批總金額為14億美元優先票據的發行工作。此外，許女士亦負責集團的對外投資工作。於加入公司前，許女士曾於羅兵咸永道會計師事務所工作。許女士於二零一二年獲得美國聖地亞哥大學會計學學士學位。

許女士為許鉄良先生及關懿君女士之女兒。

### 獨立非執行董事

**劉志紅女士**，四十六歲，於二零二三年六月十五日獲委任為獨立非執行董事。彼為審核委員會及薪酬委員會主席，以及提名委員會成員。劉女士系北京大學高級工商管理碩士，並為中國註冊會計師協會之成員。劉女士自二零二一年起為友邦香港之高級財富管理顧問。彼於二零一六年至二零二零年期間為同景新能源集團控股有限公司（一家於聯交所GEM上市之公司；股份代號：8326）之財務總監。劉女士於二零零八年至二零一二年期間於香港立信德豪會計師事務所從事審計工作。彼於會計行業擁有豐富的經驗。劉女士於二零二三年十二月十九日獲委任為中深建業控股有限公司（其股份於聯交所主板上市；股份代號：2503）之獨立非執行董事。

**王廣田先生**，六十歲，於二零零九年十一月四日起獲委任為獨立非執行董事。彼是提名委員會主席，以及審核委員會及薪酬委員會各自之成員。彼持有河北大學世界經濟學碩士學位，於財務管理及行政管理方面擁有逾三十九年經驗。王先生現為河北上市股權投資基金有限公司董事長。彼於二零零零年十二月至二零一五年五月期間曾擔任新奧能源控股有限公司（一間於聯交所主板上市的公司；股份代號：2688）的獨立非執行董事。



## Biographical Details of Directors 董事履歷簡介

(continued) (續)

**Mr. Yang Jie**, aged 60, was appointed as an independent non-executive Director on 18 May 2017. He is a member of the Audit Committee. Mr. Yang held a bachelor degree at University of International Business Economics. Mr. Yang is currently serving as director of MEC Advisory Limited which is the sole advisor of Can-China Global Resource Fund, and EMC Financial Limited, the general partner of Can-China Global Resource Fund respectively. Mr. Yang has more than 24 years of experience in mining investment and capital operation. He served as a board member of several Canadian listed mining companies and senior adviser of several Chinese companies for their overseas investment. Mr. Yang served as vice chairman of Greater China Mining Group, a director and an executive vice president of Continental Mineral Corp. and senior vice president and partner in Hunter Dickinson Inc. He has participated in corporate financing, mergers and acquisitions for numerous Canadian mining companies.

楊杰先生，六十歲，於二零一七年五月十八日獲委任為獨立非執行董事。彼為審核委員會成員。楊先生畢業於對外經貿大學，獲得學士學位。楊先生目前分別擔任中國—加拿大自然資源投資合作基金之投資顧問公司MEC Advisory Limited及中國—加拿大自然資源投資合作基金普通合夥人EMC Financial Limited之董事。楊先生擁有超過二十四年的礦產投資和資本運作經驗。彼曾擔任多家加拿大上市礦產公司董事和多家中國企業的海外投資顧問。彼曾擔任大中華礦業集團副主席、大陸礦業公司董事和行政副總裁、加拿大HDI集團高級副總裁及合夥人。彼曾參與多家加拿大礦產公司的企業的融資、併購。



# Report of the Directors

## 董事報告書

The Board is pleased to submit their report together with the audited consolidated financial statements of the Group for the year ended 31 December 2023.

## PRINCIPAL ACTIVITIES

The principal activity of the Company is investment holding. The Group is principally engaged in investments in natural gas and energy related businesses.

## RESULTS AND APPROPRIATIONS

The Group's results for the year ended 31 December 2023 and the state of affairs of the Group as at that date are set out in the consolidated financial statements on pages 75 to 237.

## BUSINESS REVIEW

### Review of the Company's Business

A review of the business of the Group for the year ended 31 December 2023 and a discussion on the Group's future business development, and also the Group's performance during the year ended 31 December 2023 using the key financial performance indicators are provided in the "Chairman's Statement" and "Management Discussion and Analysis" on pages 10 to 19.

### Principal Risks and Uncertainties Facing the Company

The Group's financial conditions, results of operations, and business prospects may be affected by a number of risks and uncertainties directly or indirectly pertaining to the Group's businesses. The following are the key risks and uncertainties identified by the Group. There may be other risks and uncertainties in addition to those as shown below which are not known to the Group or may not be material now but could turn out to be material in the future.

### Natural Gas Price Control Risk

The Group is principally engaged in distribution of natural gas in the PRC. The city-gate price of natural gas is determined with reference to the wellhead price and transmission charges. In China, wellhead prices for residential and fertilizer users are fixed, while wellhead prices for industrial and commercial users may vary from the benchmark price set by the PRC National Development and Reform Commission. Piped gas end-user tariffs are determined by local pricing bureaus. There may be risks that the Group is unable to obtain approval for passing through any increase in natural gas price which would deteriorate the Group's profit.

董事局欣然提呈彼等之報告連同集團截至二零二三年十二月三十一日止年度之經審核綜合財務報表。

## 主要業務

公司之主要業務為投資控股。集團主要從事於天然氣及能源相關業務之投資。

## 業績及分配

集團截至二零二三年十二月三十一日止年度之業績及集團於當日之業務狀況載於綜合財務報表第75頁至第237頁。

## 業務回顧

### 公司業務回顧

集團截至二零二三年十二月三十一日止年度的業務回顧及有關集團未來業務發展的討論，以及集團於截至二零二三年十二月三十一日止年度內採用財務表現關鍵指標的表現載於第10至19頁的「主席報告」及「管理層討論及分析」。

### 公司面臨的主要風險及不明朗因素

集團的財務狀況、營運業績及業務前景可能受到與集團業務直接或間接相關的若干風險及不明朗因素的影響。以下為集團知悉的主要風險及不明朗因素。除下文所列者外，或會存在集團並未知悉或目前可能不重要但日後可能變得重要的其他風險及不明朗因素。

### 天然氣價格控制風險

集團主要從事於中國輸送天然氣。天然氣城市門站價格乃經參考井口價格及輸氣費用釐定。於中國，居民用戶及肥料用戶的井口價格固定，而工商業用戶的井口價格可能與中國國家發展和改革委員會設定的基準價格不一致。管道燃氣終端用戶價格由當地物價局釐定。可能存在集團未能取得提高天然氣價格的批文的風險，此將令集團溢利受損。





# Report of the Directors

## 董事報告書

(continued) (續)

### Foreign Exchange Risk

The Group's principal business is located in the PRC and Canada and its major transactions are conducted in Renminbi. Most of its assets and liabilities of the Group are denominated in Renminbi and Canadian dollars.

The Renminbi is not freely convertible. There is a risk that the Chinese government may take actions affecting exchange rates which may have a material adverse effect on the Group's net assets, earnings and any dividends it declares if such dividend is to be exchanged or converted into foreign exchange. The Group has not entered into any hedging transactions to manage the potential fluctuation in foreign currencies. The Group does not consider that it has any significant exposure to the risk of fluctuation in the exchange rate between HK\$ and RMB.

### Liquidity Risk

Liquidity risk is the potential risk that the Group will be unable to meet its obligations when they fall due because of an inability to obtain adequate funding or liquidate assets. In managing liquidity risk, the Group monitors cash flows and maintains an adequate level of cash and cash equivalents to ensure the ability to finance the Group's operations and reduce the effects of fluctuation in cash flows.

### Operational Risk

Operational risk is the risk of loss resulting from inadequate or failed internal processes, people and systems or from external events. Responsibility for managing operational risks basically rests with every function at divisional and departmental levels.

Key functions in the Group are guided by their standard operating procedures, limits of authority and reporting framework. The management will identify and assess key operational exposures regularly so that appropriate risk response can be taken.

### Environmental Policy and Performance

Both the government and the public continue to pay utmost attention to environmental issues, despite the fact that certain expensive and environment friendly measures were planned and implementation will soon be taken place. More stringent requirements may be put into practice to address these issues.

The environmental, social and governance report of the Company for the year ended 31 December 2023 containing the information required under Appendix C2 to the Listing Rules is published on the websites of the Stock Exchange of Hong Kong Limited and the Company.

### 外匯風險

集團主要業務位於中國及加拿大，而主要交易均以人民幣進行。集團大多數資產及負債均以人民幣及加元計值。

由於人民幣不可自由兌換，集團須承受中國政府可能會採取行動影響匯率的風險，該等行動可能會對集團的資產淨額、盈利以及任何所宣派股息（倘有關股息須兌換或換算為外匯）構成重大不利影響。集團並無進行任何對沖交易以管理外幣波動的潛在風險。集團認為其所承擔的港元及人民幣之間的匯率波動風險不大。

### 流動資金風險

流動資金風險即是集團由於未能取得充足資金或變現資產，在責任到期時未能履約的可能性風險。管理流動資金風險時，集團監察現金流量，並維持充足之現金及現金等值項目水平，以確保能為集團營運提供資金及降低現金流量波動之影響。

### 營運風險

營運風險指因內部程序、人員或制度不足或缺失，或因外部事件導致之損失風險。管理營運風險之責任基本上由各個功能之分部及部門肩負。

集團之主要功能經由本身之標準營運程序、權限及匯報框架作出指引。管理層將會定期識別及評估主要之營運風險，以便採取適當風險應對。

### 環保政策及表現

政府及公眾均十分重視環保問題，儘管若干花費巨大的環保措施已計劃並將很快付諸實施。可能實行嚴格的規定解決此類問題。

公司截至二零二三年十二月三十一日止年度的環境、社會及管治報告載有上市規則附錄C2規定的資料，刊載於香港聯合交易所有限公司及公司網站。



# Report of the Directors

## 董事報告書

(continued) (續)

### Compliance with the Relevant Laws and Regulations

The Company was incorporated in Bermuda and therefore the Company is subject to The Bermuda Companies Act. In addition, the Company is registered as a non-Hong Kong company under Part 16 of the Companies Ordinance (Chapter 622, Laws of Hong Kong) (the “Companies Ordinance”) and therefore is subject to the relevant provisions under the Companies Ordinance.

The Company’s shares are listed on the Stock Exchange and therefore the Company is subject to the governance of the Listing Rules, including the disclosure requirements and corporate governance provisions therein. Under the Securities and Futures Ordinance (Chapter 571, Laws of Hong Kong) (the “SFO”), the Company is required to maintain a register of interests in shares and short positions and a register of directors’ and chief executives’ interests and short positions and is obliged to make timely disclosure of inside information.

During the year under review, as far as the Board and management are concerned, there was no breach of or non-compliance with the applicable laws and regulations by the Group that has a significant impact on its businesses and operations.

### RELATIONSHIPS WITH STAKEHOLDERS

The Company recognises that employees are our valuable assets. Thus the Group provides competitive remuneration package to attract and motivate the employees. The Group regularly reviews the remuneration package of employees and makes necessary adjustments to conform to the market standard.

The Group also understands that it is important to maintain good relationship with business partners and bank enterprises to achieve its long term goals. Accordingly, the management have kept good communication, promptly exchanged ideas and shared business updates with them when appropriate. During the year under review, there was no material and significant dispute between the Group and its business partners or bank enterprises.

### 遵守相關法律法規

公司於百慕達註冊成立及因此公司須遵守百慕達公司法。此外，公司根據香港法例第622章公司條例（「公司條例」）第16部註冊為非香港公司，因此須遵守公司條例的相關條文。

公司股份於聯交所上市，因此公司須受上市規則（包括當中的披露規定及企業管治條文）規管。根據香港法例第571章證券及期貨條例（「證券及期貨條例」），公司須備存股份權益及淡倉登記冊以及董事及主要行政人員之權益及淡倉登記冊，並須及時披露內幕消息。

於回顧年度內，就董事局及管理層所關注，集團概無違反或不遵守對集團業務及營運產生重大影響的適用法律及法規。

### 與持份者之間的關係

公司認同，僱員是我們的寶貴資產。故此，集團提供具競爭力的薪酬待遇，以吸引並激勵僱員。集團定期檢討僱員的薪酬待遇，並會因應市場標準而作出必要的調整。

集團亦明白，與商業夥伴及銀行企業保持良好關係，是其達成長遠目標的重要要素。故此，管理層會在適當情況下與彼等進行良好溝通、適時交流想法及共享最新業務資料。於回顧年度內，集團與商業夥伴或銀行企業之間並沒有重大而明顯的糾紛。



# Report of the Directors

## 董事報告書

(continued) (續)

### FINAL DIVIDEND

The Board resolved not to recommend any final dividend for the year ended 31 December 2023 (2022: Nil).

### EVENT AFTER THE REPORTING PERIOD

The outstanding guarantees in the amount of RMB140 million provided by China Oil and Gas Investment Group Company Limited\* (中油燃氣投資集團有限公司), an indirect wholly-owned subsidiary of the Company, for the due performance of the repayment obligations of Shandong Shengli to its creditors were released upon full repayment of the loans by Shandong Shengli in January 2024. As at the date of this report, there was no outstanding guarantees provided to Shandong Shengli in favour of its relevant banking and financial institutions.

### CLOSURE OF REGISTER OF MEMBERS

In order to determine the eligibility of the shareholders of the Company to attend and vote at the annual general meeting of the Company to be held on Friday, 21 June 2024 (the "AGM"), the register of members of the Company will be closed from Monday, 17 June 2024 to Friday, 21 June 2024, both days inclusive, during which period no transfer of shares will be registered. In order to be eligible to attend and vote at the AGM, all transfers of shares accompanied by the relevant share certificate(s) must be lodged with the Company's branch share registrar and transfer office in Hong Kong, Computershare Hong Kong Investor Services Limited at Shops 1712-1716, 17th Floor, Hopewell Centre, 183 Queen's Road East, Wanchai, Hong Kong for registration not later than 4:30 p.m. on Friday, 14 June 2024.

### SUMMARY OF FINANCIAL INFORMATION

A summary of the results and of assets and liabilities of the Group for the last five financial years, as extracted from the audited consolidated financial statements and restated or reclassified as appropriate, is set out on page 238. That summary does not form part of the consolidated financial statements.

### SEGMENT INFORMATION

An analysis of the Group's revenue and results by operating segments for the year ended 31 December 2023 is set out in note 5 to the consolidated financial statements.

### 末期股息

董事局決議不建議任何截至二零二三年十二月三十一日止年度之末期股息（二零二二年：無）。

### 報告期後事項

公司之間接全資附屬公司中油燃氣投資集團有限公司就勝利股份向其債權人妥善履行還款責任而提供的未償還擔保人民幣1.4億元已於勝利股份於二零二四年一月悉數償還貸款後解除。於本報告日期，概無向勝利股份提供以其相關銀行及金融機構為受益人的未償還擔保。

### 暫停辦理股份過戶登記

為釐定股東出席將於二零二四年六月二十一日（星期五）舉行之公司股東週年大會（「股東週年大會」）並於會上投票的資格，公司將於二零二四年六月十七日（星期一）至二零二四年六月二十一日（星期五）（包括首尾兩天）暫停辦理股份過戶登記手續，期內將不會辦理任何股份過戶登記手續。為符合資格出席股東週年大會並於會上投票，所有股份過戶文件連同相關股票須不遲於二零二四年六月十四日（星期五）下午四時三十分遞交至公司於香港之股份過戶登記分處香港中央證券登記有限公司辦理登記，地址為香港灣仔皇后大道東183號合和中心17樓1712-1716室。

### 財務資料之概覽

集團過往五個財政年度之業績、資產及負債概覽（摘錄自經審核綜合財務報表並經重列或再分類（如適合））載於第238頁。該概覽並不構成綜合財務報表之一部分。

### 分部資料

集團截至二零二三年十二月三十一日止年度之營業額及按經營分部劃分之業績貢獻分析載於綜合財務報表附註5。



# Report of the Directors 董事報告書

(continued) (續)

## PROPERTY, PLANT AND EQUIPMENT

Details of movements in the property, plant and equipment of the Group during the year are set out in note 15 to the consolidated financial statements.

## CHARITABLE DONATIONS

The Group did not make any charitable donations during the year (2022: Nil).

## SHARE CAPITAL

Details of movement in the Company's share capital during the year are set out in note 31 to the consolidated financial statements.

## SHARES ISSUED

The Company did not issue any share during the year ended 31 December 2023.

## DEBENTURES ISSUED

The Company did not issue any debenture during the year ended 31 December 2023.

## EQUITY-LINKED AGREEMENTS

Save for the share schemes as set out in this Report of the Directors and in note 31 to the consolidated financial statements respectively, no equity-linked agreements were entered into by the Group during the year or subsisting at the end of the year.

## 物業、廠房及設備

年內，集團物業、廠房及設備之變動之詳情載於綜合財務報表附註15。

## 慈善捐款

年內，集團並無作出任何慈善捐款（二零二二年：無）。

## 股本

有關公司股本年內之變動詳情載於綜合財務報表附註31。

## 股份發行

公司於截至二零二三年十二月三十一日止年度概無發行任何股份。

## 債券發行

公司於截至二零二三年十二月三十一日止年度概無發行任何債券。

## 股票掛鈎協議

除本董事報告書及綜合財務報表內附註31分別所載股份計劃外，年內，集團概無訂立或於年末仍然有效的股票掛鈎協議。

# Report of the Directors

## 董事報告書

(continued) (續)

### SHARE SCHEMES

The Company adopted a share option scheme (the “Old Share Option Scheme”) at the special general meeting of the Company held on 23 November 2011. The Old Share Option Scheme was expired on 23 November 2021. Pursuant to the Old Share Option Scheme, the Board may at its discretion offer options to any eligible participant including, but not limited to any person being an employee, executive directors or non-executive directors of the Group or any invested entity (including independent non-executive directors of the Group or any invested entity) and any suppliers, consultants or advisers who will provide or have provided services to the Group or any invested entity. Details of the Old Share Option Scheme are set out in note 31 to the consolidated financial statements.

The Board adopted on 4 November 2011 a restricted share award scheme as an incentive to recognise the contributions by employees and to give incentives in order to retain them for their continuing operation and development and to attract suitable personnel for further development of the Group. The restricted share award scheme was expired on 4 November 2021.

Details of movements in the share options granted under the Old Share Option Scheme are as follows:

Name or category of participants	Exercise price	Date of grant	Exercisable period	Outstanding as at 1 January 2023 於二零二三年一月一日 尚未行使	Granted during the year 年內授出	Exercised during the year 年內行使	Lapsed during the year 年內失效	Outstanding as at 31 December 2023 於二零二三年十二月三十一日 尚未行使
Employees 僱員	0.46	22/01/2016 二零一六年一月二十二日	22/01/2019 to 21/01/2026 二零一九年一月二十二日至二零二六年一月二十一日	85,020,000	—	—	—	85,020,000
Total 合計				85,020,000	—	—	—	85,020,000

### 股份計劃

公司在於二零一一年十一月二十三日舉行的公司股東特別大會上採納一項購股權計劃（「舊購股權計劃」）。舊購股權計劃已於二零二一年十一月二十三日屆滿。根據舊購股權計劃，董事局可酌情提供購股權予任何合資格參與者，包括但不限於集團或任何投資實體之僱員、執行董事或非執行董事（包括集團或任何投資實體之獨立非執行董事），以及任何將會或曾經為集團或任何投資實體提供服務之供應商、諮詢人或顧問。舊購股權計劃詳情載於綜合財務報表附註31。

董事局於二零一一年十一月四日採納一項限制性股份獎勵計劃，作為獎勵以嘉許僱員之貢獻，並作為激勵為集團持續經營及發展挽留僱員，以及為集團進一步發展吸納合適人才。限制性股份獎勵計劃已於二零二一年十一月四日屆滿。

根據舊購股權計劃授出之購股權變動詳情載列如下：



# Report of the Directors 董事報告書

(continued) (續)

## Notes:

The vesting period and the exercisable manner of these share options are as follow:

- (i) The vesting period of 30% of the share options is from the date of grant and up to 21 January 2018 and are exercisable on 22 January 2018;
- (ii) The vesting period of 30% of the share options is from the date of grant and up to 21 January 2019 and are exercisable on 22 January 2019; and
- (iii) The vesting period of 40% of the share options is from the date of grant and up to 21 January 2020 and are exercisable on 22 January 2020.

These share options were granted on 22 January 2016, the closing price of the shares on 21 January 2016, being the date immediately before the date of grant, was HK\$0.43. During the year ended 31 December 2023, no share options granted under the Old Share Option Scheme were cancelled, exercised or lapsed.

The number of Shares that may be issued in respect of the share options granted under the Old Share Option Scheme divided by the weighted average number of issued Shares for the year ended 31 December 2023 was 1.77%.

At the annual general meeting of the Company held on 15 June 2023, the shareholders approved the adoption of the new share option scheme (the "New Share Option Scheme") and the new share award scheme (the "New Share Award Scheme") so that options and awards may be granted to eligible participants pursuant to the terms of the New Share Option Scheme and the New Share Award Scheme respectively. The New Share Option Scheme and the New Share Award Scheme were adopted on 19 June 2023, being the date of fulfilment of all conditions precedent.

The principal terms of the New Share Option Scheme and the New Share Award Scheme are summarised as follows:

1. The purpose of the New Share Option Scheme is to enable the Group to grant options to the eligible participants as incentives or rewards for their contribution to the Group; the purpose of the New Share Award Scheme is to align the interests of eligible participants with those of the Group through ownership of shares, dividends and other distributions paid on shares and/or the increase in value of the shares and to encourage and enable eligible participants, upon whose judgment, initiative and efforts the Group largely depends for the successful conduct of its business, to make contributions to the long-term growth and profits of the Group and share in the success of the Group.

## 附註：

該等購股權可按下列歸屬期及行使方式行使：

- (i) 30%的購股權歸屬期為自授出日期起直至二零一八年一月二十一日並於二零一八年一月二十二日可行使；
- (ii) 30%之購股權歸屬期為自授出日期起直至二零一九年一月二十一日並於二零一九年一月二十二日可行使；及
- (iii) 40%的購股權歸屬期為自授出日期起直至二零二零年一月二十一日並於二零二零年一月二十二日可行使。

該等購股權於二零一六年一月二十二日授出，股份於二零一六年一月二十一日（即緊接授出日期前之日）之收市價為0.43港元。截至二零二三年十二月三十一日止年度，概無根據舊購股權計劃授出的購股權被註銷、行使或失效。

根據舊購股權計劃授出的購股權可能發行的股份數目除以截至二零二三年十二月三十一日止年度已發行股份的加權平均數為1.77%。

於二零二三年六月十五日舉行之公司股東週年大會上，股東批准採納新購股權計劃（「新購股權計劃」）及新股份獎勵計劃（「新股份獎勵計劃」），以便可分別根據新購股權計劃及新股份獎勵計劃之條款向合資格參與者授出購股權及獎勵。新購股權計劃及新股份獎勵計劃於二零二三年六月十九日（即所有先決條件達成日期）獲採納。

新購股權計劃及新股份獎勵計劃的主要條款概述如下：

1. 新購股權計劃旨在使集團可向合資格參與者授出購股權，作為彼等對集團作出貢獻之獎勵或回報；新股份獎勵計劃旨在透過股份擁有權、股息及就股份支付的其他分派及／或股份增值，使合資格參與者的利益與集團的利益一致，並鼓勵及使合資格參與者（集團成功經營業務主要依賴其判斷、主動性及努力）為集團的長期增長及溢利作出貢獻及分享集團的成功。



# Report of the Directors

## 董事報告書

(continued) (續)

- The participants of the New Share Option Scheme and the New Share Award Scheme include (i) any employee (whether full time or part time) of the Company or any subsidiary of the Company; and (ii) any director of the Company or any subsidiaries of the Company.
- The maximum number of shares which may be issued upon exercise of all options and awards to be granted under the New Share Option Scheme, the New Share Options Scheme and any other schemes of the Company, shall not exceed 10% of the issued shares of the Company as at 15 June 2023, being the date of approval of the New Share Option Scheme and the New Share Options Scheme, which was 563,680,383 shares (the "Scheme Mandate Limit"). Such limit might be refreshed by the Shareholders at general meeting after three years from the adoption date or the date of Shareholders' approval for the last refreshment.
- The total number of options and awards available for grant under the Scheme Mandate Limit at the adoption date and 31 December 2023 was 563,680,383 shares. As at the date of this report, the total number of shares available for issue under the New Share Option Scheme and the New Share Award Scheme and any other schemes of the Company is 563,680,383 shares, representing 10% of the issued shares of the Company.
- Unless approved by the Shareholders, the total number of shares issued and to be issued upon exercise of the options (including both exercised and outstanding options) and awards granted to each participant in any 12-month period must not exceed 1% of the relevant class of the shares in issue.
- Each grant of options and awards to an eligible participant who is a Director, chief executive or substantial shareholder of the Company, or any of their respective associates, under the New Share Option Scheme and the New Share Award Scheme must be approved by the independent non-executive Directors.
- Unless approved by the Shareholders, the total number of shares issued and to be issued upon exercise of the options granted to an independent non-executive Director or a substantial shareholder of the Company, or any of their respective associates (including both exercised and outstanding options) in any 12-month period must not exceed 0.1% of the relevant class of the shares in issue.
- Unless approved by the Shareholders, any granted of awards to director (including independent non-executive director), chief executive or substantial shareholder of the Company, or any of their associates, in any 12-month period must not exceed 0.1% of the relevant class of the shares in issue.
- 新購股權計劃及新股份獎勵計劃的參與者包括(i)公司或公司任何附屬公司之任何僱員(不論其為全職或兼職);及(ii)公司或公司任何附屬公司的任何董事。
- 於行使根據新購股權計劃、新購股權計劃及公司任何其他計劃將予授出的所有購股權及獎勵時可予發行的股份數目上限,不得超過公司於二零二三年六月十五日(即批准新購股權計劃及新購股權計劃日期)已發行股份的10%,即563,680,383股股份(「計劃授權上限」)。該上限可由股東於採納日期或股東批准最後一次更新日期起計三年後於股東大會上予以更新。
- 於採納日期及二零二三年十二月三十一日,根據計劃授權上限可供授出之購股權及獎勵總數為563,680,383股股份。於本報告日期,根據新購股權計劃及新股份獎勵計劃及公司任何其他計劃可供授出之股份總數為563,680,383股股份,佔公司已發行股份10%。
- 除非獲股東批准,否則於任何十二個月期間因行使授予每名參與者的購股權(包括已行使及尚未行使的購股權)及獎勵而已發行及將予發行的股份總數,不得超過相關類別已發行股份總數的1%。
- 根據新購股權計劃及新股份獎勵計劃向身為公司董事、主要行政人員或主要股東或彼等各自任何聯繫人之合資格參與者授出購股權,須經獨立非執行董事批准。
- 除非獲股東批准,否則於任何十二個月期間因行使授予公司獨立非執行董事或主要股東或彼等各自任何聯繫人的購股權(包括已行使及尚未行使的購股權)而已發行及將予發行的股份總數,不得超過相關類別已發行股份的0.1%。
- 除非獲股東批准,否則於任何十二個月期間向公司董事(包括獨立非執行董事)、主要行政人員或主要股東或彼等任何聯繫人授出的任何獎勵不得超過相關類別已發行股份的0.1%。



# Report of the Directors

## 董事報告書

(continued) (續)

- The option may be exercised at any time during a period to be determined and notified by the Directors to each grantee and such period shall not exceed the period of 10 years from the date of grant.
  - The vesting period of the options and awards granted under the New Share Option Scheme and the New Share Award Scheme shall not be shorter than 12 months from the date of acceptance of the offer and the date of grant of awards respectively.
  - The offer of a grant of options may be accepted within the time as may be specified in the offer (which shall not be later than 21 days from the offer date) and the grantee shall pay HK\$1.00 to the Company by the way of consideration for the grant.
  - The subscription price, which a grantee may subscribe for the share on the exercise of an option, shall be determined by the Board in its absolute discretion but in any event shall be not less than the higher of (i) the closing price of the shares as stated in the Stock Exchange's daily quotations sheet on the date of grant, which must be a business day; and (ii) the average closing price of the shares as stated in the Stock Exchange's daily quotations sheets for the five business days immediately preceding the date of grant. The award shares will be granted to the eligible participants at nil consideration.
  - the New Share Option Scheme and the New Share Award Scheme shall be valid and effective for a period of 10 years from the date of adoption, i.e. 19 June 2023.
- 購股權可於董事釐定及知會各承授人之期限內隨時行使，該期間不得超過授出日期起計十年。
  - 根據新購股權計劃及新股份獎勵計劃授出的購股權及獎勵的歸屬期分別不得短於接納要約日期及授出獎勵日期起計12個月。
  - 授出購股權要約可於要約規定的時間內（不得遲於要約日期起計21日）接納，而承授人須向公司支付1.00港元作為授出代價。
  - 承授人於行使購股權時可認購股份之認購價由董事局全權酌情釐定，惟於任何情況下不得低於以下較高者：(i) 股份於授出日期（必須為營業日）在聯交所每日報價表所報之收市價；及(ii) 緊接授出日期前五個營業日，聯交所每日報價表所報之股份平均收市價。獎勵股份將無償授予合資格參與者。
  - 新購股權計劃及新股份獎勵計劃自採納日期（即二零二三年六月十九日）起十年期間內有效及生效。

No share options and awards were granted under the New Share Option Scheme and the New Share Award Scheme since their adoption.

自採納新購股權計劃及新股份獎勵計劃以來，概無根據該等計劃授出購股權及獎勵。

## PRE-EMPTIVE RIGHTS

There are no provisions for pre-emptive rights under the Bye-laws of the Company (the "Bye-Laws") or the laws of Bermuda, being the jurisdiction in which the Company was incorporated, which would oblige the Company to offer new shares on a pro rata basis to existing shareholders.

## 優先購買權

公司細則（「細則」）或百慕達（公司註冊成立所在之司法管轄區）法律並無任何規定公司須按比例基準向現有股東發售新股之優先購買權。

## PURCHASE, REDEMPTION OR SALE OF LISTED SECURITIES OF THE COMPANY

Neither the Company nor any of its subsidiaries purchased, redeemed or sold any of the Company's listed securities during the year ended 31 December 2023.

## 購買、贖回或出售公司之上市證券

公司及其任何附屬公司於截至二零二三年十二月三十一日止年度概無購買、贖回或出售任何公司上市證券。



# Report of the Directors

## 董事報告書

(continued) (續)

### DISTRIBUTABLE RESERVES

As at 31 December 2023, the amount standing to the credit of the Company's share premium account in the amount of HK\$13,208,000 may also be distributed in the form of fully paid bonus shares, and the Company's contributed surplus account in the amount of HK\$1,447,454,000 may be distributed under certain circumstances.

### MAJOR CUSTOMERS AND SUPPLIERS

The percentage of purchases and sales attributable to the Group's major suppliers and customers are as follows:

Purchase	採購		
— the largest supplier	— 最大供應商	4.7	9.9
— five largest suppliers combined	— 五大供應商合計	16.8	35.1
Turnover	營業額		
— the largest customer	— 最大客戶	2.6	4.9
— five largest customers combined	— 五大客戶合計	8.0	8.3

The percentage of the turnover attributable to the Group's five largest customers combined were less than 30% of the total turnover of the Group.

None of the Directors or any of their associates (as defined in the Listing Rules) or any shareholders (who, to the knowledge of the Directors, own more than 5% of the Company's share capital) had any beneficial interests in the Group's five largest customers or five largest suppliers.

### DIRECTORS

The Directors during the year and up to the date of this report are as follows:

#### Executive Directors

Mr. XU Tie-liang (*Chairman and Chief Executive Officer*)  
Ms. GUAN Yijun  
Mr. GAO Falian  
Ms. XU Ran

### 可分派儲備

於二零二三年十二月三十一日，公司股份溢價賬之進賬金額13,208,000港元可按以繳足紅股形式分派，而公司實繳盈餘賬金額1,447,454,000港元在若干情況亦可予以分派。

### 主要客戶及供應商

集團主要供應商及客戶應佔之採購及銷售額百分比如下：

	2023 二零二三年 %	2022 二零二二年 %
Purchase		
— the largest supplier	4.7	9.9
— five largest suppliers combined	16.8	35.1
Turnover		
— the largest customer	2.6	4.9
— five largest customers combined	8.0	8.3

集團五大客戶應佔營業額百分比合計少於集團總營業額的30%。

概無董事或任何其聯繫人士（定義見上市規則）或任何股東（就董事所知擁有公司股本超逾5%之股東）於集團五大客戶或五大供應商中擁有任何實益權益。

### 董事

於年度內及截至本報告日期之董事如下：

#### 執行董事

許鈇良先生（主席及行政總裁）  
關懿君女士  
高發連先生  
許然女士



# Report of the Directors 董事報告書

(continued) (續)

## Independent Non-Executive Directors

Ms. LIU Zhihong

(appointed on 15 June 2023)

Mr. WANG Wenhua

(retired upon conclusion of the annual general meeting held on 15 June 2023)

Mr. WANG Guangtian

Mr. YANG Jie

In accordance with Bye-law 87(1) of the Bye-Laws, Ms. Xu Ran and Mr. Yang Jie shall retire from office as Directors by rotation at the 2024 AGM and being eligible, offer themselves for re-election at the 2024 AGM.

In accordance with Bye-law 86(2) of the Bye-Laws, Ms. Liu Zhihong, being a Director appointed after the annual general meeting of the Company held on 15 June 2023, shall be subject to re-election at the 2024 AGM and, being eligible, offers herself for re-election at the 2024 AGM.

## INDEPENDENCE CONFIRMATION

Each of the independent non-executive Director has provided his/her annual confirmation of independence to the Company pursuant to Rule 3.13 of the Listing Rules. The Company considers all of the independent non-executive Directors are independent.

## DIRECTORS' RIGHTS TO ACQUIRE SHARES OR DEBENTURES

Save as disclosed under the sections headed "SHARE SCHEMES" and "DIRECTORS' AND CHIEF EXECUTIVES' INTERESTS IN SHARES, UNDERLYING SHARES AND DEBENTURES" in this report and in notes 31(b) and 31(c) to the consolidated financial statements, at no time during the year was the Company or any of its subsidiaries a party to any arrangement to enable the Directors to acquire such rights in any other body corporate.

## DIRECTORS' SERVICE CONTRACTS

Mr. Xu Tie-liang entered into a service contract with the Company on 29 March 2023 for the continuous appointment as an executive Director for a term of three years commencing from 10 April 2023.

Ms. Guan Yijun entered into a service contract with the Company on 1 January 2021 for the continuous appointment as an executive Director for a term of three years commencing from 1 January 2021. On 27 March 2024, Ms. Guan Yijun has signed a renewed service contract for a term of three years with retrospective effect from 1 April 2024.

## 獨立非執行董事

劉志紅女士

(於二零二三年六月十五日獲委任)

王文華先生 (於二零二三年六月十五日舉行的股東週年大會結束後退任)

王廣田先生

楊杰先生

根據公司細則第87(1)條，許然女士及楊杰先生須於二零二四年股東週年大會上輪席退任董事職務，並合資格且願意於二零二四年股東週年大會上膺選連任。

根據公司細則第86(2)條，於二零二三年六月十五日舉行之公司股東週年大會後獲委任之董事劉志紅女士須於二零二四年股東週年大會上膺選連任，並合資格且願意於二零二四年股東週年大會上膺選連任。

## 確認獨立性

各獨立非執行董事已根據上市規則第3.13條向公司提供其年度獨立性確認書。公司認為所有獨立非執行董事均為獨立人士。

## 董事購入股份或債券之權利

除於本報告「股份計劃」及「董事及主要行政人員於股份、相關股份及債券之權益」各節以及於綜合財務報表附註31(b)及31(c)內所披露者外，於本年度任何時間內，公司或其任何附屬公司概無作出任何安排，以令董事可藉此於任何其他法團實體中獲取該等權利。

## 董事服務合約

許鉄良先生於二零二三年三月二十九日就連任執行董事與公司訂立服務合約，自二零二三年四月十日起為期三年。

關懿君女士於二零二一年一月一日就連任執行董事與公司訂立服務合約，自二零二一年一月一日起為期三年。於二零二四年三月二十七日，關懿君女士已簽署經重續服務合約，自二零二四年四月一日起追溯生效，為期三年。



# Report of the Directors

## 董事報告書

(continued) (續)

Mr. Gao Falian entered into a service contract with the Company on 17 May 2021 for the appointment as an executive Director for a term of three years commencing from 17 May 2021. On 27 March 2024, Mr. Gao Falian has signed a renewed service contract for a term of three years commencing from 17 May 2024.

Ms. Xu Ran entered into a service contract with the Company on 2 November 2021 for the appointment as an executive Director for a term of three years commencing from 2 November 2021.

Ms. Liu Zhihong signed a letter of appointment issued by the Company on 15 June 2023 for the appointment as an independent non-executive Director for a term of three years commencing from 15 June 2023.

Each of Mr. Wang Guantian and Mr. Yang Jie signed a letter of appointment issued by the Company on 1 January 2021 for the continuous appointment as an independent non-executive Director for a term of three years commencing from 1 January 2021. On 27 March 2024, each of them has signed a renewed letter of appointment for a term of three years with retrospective effect from 1 April 2024.

None of the Directors who are proposed for re-election at the 2024 AGM has a service contract with the Company which is not determinable within one year without payment of compensation, other than statutory compensation.

## MANAGEMENT CONTRACTS

No contracts concerning the management and administration of the whole or any substantial part of the business of the Company were entered into or existed during the year.

## DIRECTORS' INTERESTS IN CONTRACTS

No Director had a significant beneficial interest, either directly or indirectly, in any transaction, arrangement or contract of significance to the business of the Group to which the Group or any of its subsidiaries was a party subsisted at 31 December 2023 or at any time during the year ended 31 December 2023.

高發連先生於二零二一年五月十七日就獲委任為執行董事與公司訂立服務合約，自二零二一年五月十七日起為期三年。於二零二四年三月二十七日，高發連先生已簽署經重續服務合約，自二零二四年五月十七日起為期三年。

許然女士於二零二一年十一月二日就獲委任為執行董事與公司訂立服務合約，自二零二一年十一月二日起為期三年。

劉志紅女士於二零二三年六月十五日就獲委任為獨立非執行董事簽署公司發出的委任函，自二零二三年六月十五日起為期三年。

王廣田先生及楊杰先生各自於二零二一年一月一日就連任獨立非執行董事簽署公司發出的委任函，自二零二一年一月一日起為期三年。於二零二四年三月二十七日，彼等各自已簽署經重續委任書，自二零二四年四月一日起追溯生效，為期三年。

擬於二零二四年股東週年大會上接受重選之董事，概無與公司訂立不可於一年內免付賠償（法定賠償除外）而終止之服務合約。

## 管理合約

於本年度，並無訂立或存在任何與公司業務全部或任何主要部分的管理及行政有關的合約。

## 董事於合約之權益

董事概無於集團或其於二零二三年十二月三十一日或截至二零二三年十二月三十一日止年度任何時間存續的附屬公司作為訂約方參與訂立並對集團之業務構成重大影響之任何交易、安排或合約中直接或間接擁有任何重大實際權益。

# Report of the Directors 董事報告書

(continued) (續)

## DIRECTORS' AND CHIEF EXECUTIVES' INTERESTS IN SHARES, UNDERLYING SHARES AND DEBENTURES

At 31 December 2023, the interests or short positions of the Directors and chief executives of the Company in the shares, underlying shares and debentures of the Company or any associated corporation (within the meaning of Part XV of the SFO), which were notified to the Company and the Stock Exchange pursuant to Divisions 7 and 8 of Part XV of the SFO (including interests or short positions which they are taken or deemed to have under such provision of the SFO), or which were required, pursuant to section 352 of the SFO, to be entered in the register referred to therein, or which were required to notify to the Company and the Stock Exchange, pursuant to the Model Code for Securities Transactions by Directors of Listed Issuers (the "Model Code"), are set out below:

### Interests in shares, underlying shares and debentures of the Company

## 董事及主要行政人員於股份、相關股份及債券之權益

於二零二三年十二月三十一日，董事及公司之主要行政人員於公司或任何相聯法團（定義見證券及期貨條例第XV部）之股份、相關股份及債券中擁有根據證券及期貨條例第XV部第7及第8分部而須知會公司及聯交所之權益或淡倉（包括根據證券及期貨條例之有關條文而被視作或當作擁有之權益或淡倉）；或根據證券及期貨條例第352條須記錄於該條例所述之登記冊之權益或淡倉；或根據上市發行人董事進行證券交易之標準守則（「標準守則」）而須知會公司及聯交所之權益或淡倉如下：

### 於公司之股份、相關股份及債券之權益

Name of Director 董事姓名	Capacity 身份	Long position/ short position 好倉／淡倉	Notes 附註	Number of ordinary shares held 持有普通股數目	Approximate percentage of the Company's issued share capital 佔公司已發行 股本概約百分比	Amount of debentures held 所持債券金額
XU Tie-liang 許鉄良	Beneficiary of a trust 信託受益人	Long position 好倉	1,2	1,592,634,130	28.25%	US\$1,600,000 1,600,000美元
	Interest in controlled corporations 受控制法團之權益	Long Position 好倉	2	—	—	US\$2,000,000 2,000,000美元
GUAN Yijun 關懿君	Interest of spouse 配偶權益	Long position 好倉	1,2	1,592,634,130	28.25%	US\$1,600,000 1,600,000美元
	Interest of spouse 配偶權益	Long position 好倉	—	—	—	US\$500,000 500,000美元
	Interest of controlled corporation 受控制法團之權益	Long position 好倉	2	—	—	US\$1,500,000 1,500,000美元
XU Ran 許然	Beneficial owner 實益擁有人	Long position 好倉		500,000	0.01%	—



# Report of the Directors

## 董事報告書

(continued) (續)

### Notes:

1. Mr. Xu Tie-liang (“Mr. Xu”) is the beneficiary of The Great Xu Fund Trust, a trust managed by TMF (Cayman) Ltd.. TMF (Cayman) Ltd. as trustee holds the entire issued share capital of Great Xu Holdings Limited (“Great Xu”) which acquired the entire issued share capital of Sino Vantage Management Limited (“Sino Vantage”) on 22 January 2021, which in turn holds 1,592,634,130 shares of the Company (the “Shares”). Therefore, Mr. Xu is deemed to be interested in 1,592,634,130 Shares pursuant to the SFO. Ms. Guan Yijun (“Ms. Guan”) is the spouse of Mr. Xu, therefore, Ms. Guan is also deemed to be interested in the said 1,592,634,130 Shares pursuant to the SFO.
2. An amount of US\$1,500,000, US\$500,000 and US\$1,600,000 of the US\$400,000,000 4.7% senior notes of the Company due 2026 is held through Moral High Limited, which is owned by Mr. Xu and Ms. Guan as to 50% each, Alpha Finance Holdings Limited, a company indirectly wholly-owned by Mr. Xu, and Sino Vantage respectively.

Save as disclosed above, none of the Directors or chief executives of the Company had any interests or short positions in the Shares, underlying Shares or debentures of the Company which notified to the Company and the Stock Exchange pursuant to Divisions 7 and 8 of Part XV of the SFO (including interests or short positions which they are taken or deemed to have under such provision of the SFO), or were recorded on the register required to be kept under section 352 of the SFO or notified to the Company and the Stock Exchange pursuant to the Model Code as at 31 December 2023.

### 附註：

1. 許鉄良先生（「許先生」）為 Great Xu Fund Trust（由 TMF (Cayman) Ltd. 管理的信託）的受益人。TMF (Cayman) Ltd.（作為受託人）持有 Great Xu Holdings Limited（「Great Xu」）的全部已發行股本，Great Xu 於二零二一年一月二十二日收購 Sino Vantage Management Limited（「Sino Vantage」）的全部已發行股本，而 Sino Vantage 持有公司 1,592,634,130 股股份（「股份」）。因此，根據證券及期貨條例，許先生被視為於 1,592,634,130 股股份中持有權益。關懿君女士（「關女士」）為許先生之配偶，因此，根據證券及期貨條例，關女士亦被視為於上述 1,592,634,130 股股份中持有權益。
2. 公司 400,000,000 美元 4.7% 二零二六年到期優先票據為數 1,500,000 美元、500,000 美元及 1,600,000 美元分別透過忠高有限公司（由許先生與關女士分別擁有 50% 權益）、Alpha Finance Holdings Limited（一間由許先生間接全資擁有的公司）及 Sino Vantage 持有。

除上文所披露者外，於二零二三年十二月三十一日，董事或公司之主要行政人員概無於公司股份、相關股份或債券中擁有根據證券及期貨條例第 XV 部第 7 及第 8 分部而須知會公司及聯交所之權益或淡倉（包括根據證券及期貨條例之有關條文彼等被當作或視作擁有之權益或淡倉），或記錄於根據證券及期貨條例第 352 條規定須予存置之登記冊，或根據標準守則知會公司及聯交所之任何權益或淡倉。

# Report of the Directors 董事報告書

(continued) (續)

## SUBSTANTIAL SHAREHOLDERS

At 31 December 2023, the register of substantial shareholders maintained by the Company pursuant to section 336 of the SFO showed that other than the interests disclosed above in respect of certain Directors and chief executives, the following shareholders had notified the Company of relevant interests in the issued share capital of the Company:

### Interests in the shares and underlying shares of the Company

Name of shareholder 股東姓名／名稱	Capacity 身份	Long position/ short position 好倉／淡倉	Number of ordinary shares held 持有普通股數目	Approximate percentage of the Company's issued share capital 佔公司已發行 股本概約百分比
Sino Vantage	Beneficial owner 實益擁有人	Long position 好倉	1,592,634,130	28.25%
Great Xu	Interest in controlled corporations 受控制法團之權益	Long position 好倉	1,592,634,130	28.25%
TMF (Cayman) Ltd.	Trustee 受託人	Long position 好倉	1,592,634,130	28.25%

#### Note:

These 1,592,634,130 Shares are held by Sino Vantage, which is wholly-owned by Great Xu, which in turn wholly-owned by TMF (Cayman) Ltd.. TMF (Cayman) Ltd. managed Great Xu in which Mr. Xu is the beneficiary. Therefore, each of Great Xu and TMF (Cayman) Ltd. is taken to be interested in the same number of Shares in which Sino Vantage interested.

Save as disclosed above, no other parties were recorded in the register of the Company required to be kept under section 336 of the SFO as having interests or short positions in the Shares or underlying Shares as at 31 December 2023.

## MODEL CODE FOR SECURITIES TRANSACTIONS BY DIRECTORS

The Company has adopted the Model Code for Securities Transactions by Directors of Listed Issuers (the "Model Code") as set out in Appendix C3 to the Listing Rules as the code of conduct regarding securities transactions by the Directors. Having made specific enquiries of all Directors, the Company confirmed that all Directors have complied with the required standards set out in the Model Code throughout the year.

## 主要股東

於二零二三年十二月三十一日，根據證券及期貨條例第336條由公司存置之主要股東登記名冊顯示，除上文所披露若干董事及主要行政人員之權益外，以下股東已通知公司其於公司已發行股本中之相關權益：

### 於公司股份及相關股份之權益

Name of shareholder 股東姓名／名稱	Capacity 身份	Long position/ short position 好倉／淡倉	Number of ordinary shares held 持有普通股數目	Approximate percentage of the Company's issued share capital 佔公司已發行 股本概約百分比
Sino Vantage	Beneficial owner 實益擁有人	Long position 好倉	1,592,634,130	28.25%
Great Xu	Interest in controlled corporations 受控制法團之權益	Long position 好倉	1,592,634,130	28.25%
TMF (Cayman) Ltd.	Trustee 受託人	Long position 好倉	1,592,634,130	28.25%

#### 附註：

該等1,592,634,130股股份由Sino Vantage持有，Sino Vantage由Great Xu全資擁有，而Great Xu由TMF (Cayman)Ltd.全資擁有。TMF (Cayman)Ltd.管理Great Xu，而許先生為受益人。因此，Great Xu與TMF (Cayman)Ltd.各自被視為於Sino Vantage擁有權益之相同股份數目中擁有權益。

除上文所披露者外，於二零二三年十二月三十一日，概無其他人士於股份或相關股份中擁有須記錄於根據證券及期貨條例第336條規定須存置之登記冊的任何權益或淡倉。

## 董事進行證券交易之標準守則

公司已採納上市規則附錄C3所載上市發行人董事進行證券交易之標準守則（「標準守則」）作為董事進行證券交易之操守守則。經向所有董事作出特定查詢後，公司確認於年內全體董事已遵守標準守則所規定之必守標準。



# Report of the Directors

## 董事報告書

(continued) (續)

### PERMITTED INDEMNITY PROVISION

The Company has arranged for appropriate insurance cover for Directors' and officers' liabilities in respect of legal actions against its Directors and senior management arising out of corporate activities. The permitted indemnity provision is in force for the benefit of the Directors as required by section 470 of the Companies Ordinance when the Report of the Directors prepared by the Directors is approved in accordance with section 391(1)(a) of the Companies Ordinance.

### RELATED PARTY TRANSACTION

During the year ended 31 December 2023, the Group had entered into certain related party transactions but these transactions were not regarded as connected transactions or continuing connected transactions under the Listing Rules or were exempt from reporting, announcement and shareholders' approval requirements under the Listing Rules. Details of these related party transactions are disclosed in note 34 to the consolidated financial statements.

### PUBLIC FLOAT

Based on the information that is publicly available to the Company and within the knowledge of the Directors, the Company has maintained a sufficient public float as required under the Listing Rules during the year and up to the date of this report.

### CORPORATE GOVERNANCE

A report on the principle corporate governance practices adopted by the Company is set out on pages 40 to 62 of the annual report.

### 獲准許之彌償條文

公司已為董事及高級管理人員安排合適保險，以涵蓋彼等因企業活動而招致法律行動所產生之責任。倘由董事編製之董事報告書按照公司條例第391(1)(a)條獲批准，則以董事為受益人獲准許之彌償條文已按照公司條例第470條之規定生效。

### 關連人士交易

截至二零二三年十二月三十一日止年度，集團已進行若干關連人士交易，惟該等交易不視為上市規則項下之關連交易或持續關連交易，或獲豁免遵守上市規則項下之申報、公佈及股東批准規定。有關該等關連人士交易的詳情披露於綜合財務報表附註34。

### 公眾持股量

根據公司可以得悉、而董事亦知悉之公開資料，公司根據上市規則規定於年內並直至本報告日期已維持足夠之公眾持股量。

### 企業管治

有關公司所採納之主要企業管治常規之報告，載於年報第40頁至第62頁。



# Report of the Directors 董事報告書

(continued) (續)

## AUDIT COMMITTEE

The Company established the audit committee of the Company (the “Audit Committee”) in 1998 with written terms of reference in compliance with the CG Code, which is currently made available on the Stock Exchange’s website and the Company’s website.

The Audit Committee is mainly responsible for making recommendations to the Board on the appointment, re-appointment and removal of the external auditor; to approve the remuneration and terms of engagement of the external auditor, to provide recommendations for any questions regarding the resignation or dismissal of such auditor; to review the interim and annual reports, and financial statements of the Group; to oversee the Company’s financial reporting system including the adequacy of resources, qualifications and experience of staff in charge of the Company’s financial reporting function and their training arrangement and budget, and to review the risk management and internal control system.

The Audit Committee comprises three independent non-executive Directors, namely Ms. Liu Zhihong (as chairman), Mr. Wang Guangtian and Mr. Yang Jie. The Audit Committee has reviewed the audited financial statements of the Group for the year ended 31 December 2023 and is of the opinion that such financial statements complied with the applicable accounting standards, the Listing Rules and other applicable legal requirements and that adequate disclosures have been made.

## AUDITOR

There was no change in auditor of the Company in the past three years.

A resolution will be submitted to the 2024 AGM to re-appoint PricewaterhouseCoopers as auditor of the Company.

On behalf of the Board  
**China Oil And Gas Group Limited**  
**Xu Tie-liang**  
*Chairman*

Hong Kong, 25 April 2024

## 審核委員會

公司於一九九八年成立公司審核委員會（「審核委員會」），並遵照企業管治守則訂明書面職權範圍，書面職權範圍現已上傳至聯交所網站及公司網站。

審核委員會主要負責就委任、重新委任及罷免外聘核數師向董事局提供推薦建議，批准外聘核數師之酬金及委聘條款，有關核數師罷免或被辭退之任何問題提供推薦建議；審閱集團中期及年度報告與財務報表；監察公司之財務報告制度（包括資源充裕度、負責公司財務報告職能的員工之資格及經驗以及其培訓安排及預算），及檢討風險管理及內部監控系統。

審核委員會現由三名獨立非執行董事劉志紅女士（擔任主席）、王廣田先生及楊杰先生組成。審核委員會已審閱集團截至二零二三年十二月三十一日止年度之經審核財務報表，並認為相關財務報表已遵照適用會計準則、上市規則及其他適用法律規定及已作出充足披露。

## 核數師

公司之核數師於過往三年概無變動。

於二零二四年股東週年大會上將提呈一項決議案，續聘羅兵咸永道會計師事務所為公司核數師。

代表董事局  
**中油燃氣集團有限公司**  
*主席*  
**許銖良**

香港，二零二四年四月二十五日





# Corporate Governance Report

## 企業管治報告

The Company has all along committed to fulfilling its responsibilities to its shareholders by ensuring that the proper processes for supervision and management of the Group's businesses are duly operated and reviewed and that good corporate governance practices and procedures are established throughout the year ended 31 December 2023. The Company has adopted the code provisions set out in the Corporate Governance Code (the "CG Code") as set out in Appendix C1 to the Listing Rules as its own code of corporate governance.

### CORPORATE GOVERNANCE PRACTICES

During the year ended 31 December 2023, the Company was in compliance with the relevant code provisions set out in the CG Code except for the deviations as explained below.

Code provision C.2.1 of the CG Code provides that the responsibilities between chairman and chief executive officer should be divided. Mr. Xu is the Chairman and the Chief Executive Officer of the Company. The Board believes that vesting the roles of both Chairman and Chief Executive Officer in the same person has the benefit of ensuring consistent leadership within the Group and enables more effective and efficient overall strategic planning for the Group. The Board believes that the balance of power and authority for the present arrangement will not be impaired and is adequately ensured by current Board which comprises experienced and high caliber individuals with sufficient number thereof being independent non-executive Directors.

Save as the aforesaid and in the opinion of the Directors, the Company has met all relevant code provisions as set out in the CG Code during the year ended 31 December 2023.

### DIRECTORS' SECURITIES TRANSACTIONS

The Company has adopted the code of conduct regarding directors' securities transactions as set out in the Model Code. Having made specific enquiry of all Directors, the Company confirmed that all Directors have complied with the required standard set out in the Model Code throughout the year.

截至二零二三年十二月三十一日止年度，公司已透過確保妥善運作及檢討集團業務之適當監督及管理程序以及建立良好之企業管治常規及程序，一直致力於向其股東履行其責任。公司已採納上市規則附錄C1企業管治守則（「企業管治守則」）所載之守則條文作為公司本身之企業管治守則。

### 企業管治常規

於截至二零二三年十二月三十一日止年度，公司已遵照企業管治守則所載之相關守則條文，惟下文所述之偏離情況除外。

企業管治守則之守則條文第C.2.1條訂明主席及行政總裁之職責須有所區分。許先生為公司主席兼行政總裁。董事局相信，集團由同一名人士同時擔任主席及行政總裁兩個職位，可確保集團貫徹重大決策之領導，更有效能及效率實現集團之整體策略。董事局相信現時之安排不會損害職權及授權兩者間之平衡，而現時由經驗豐富之人才（其中有充足人數擔任獨立非執行董事）組成之董事局亦能確保此平衡。

除上述者外，董事認為公司於截至二零二三年十二月三十一日止年度內已符合企業管治守則所載之所有相關守則條文。

### 董事之證券交易

公司已採納標準守則所載有關董事進行證券交易的操守準則。經對全體董事作出具體查詢，公司確認，全體董事於整個年度內一直遵守標準守則所載規定標準。



# Corporate Governance Report 企業管治報告

(continued) (續)

## BOARD OF DIRECTORS

The Board is responsible for the leadership and control of the Company, and is responsible for setting up the overall strategy as well as reviewing the operation and financial performance of the Group. The Board reserved for its decision or consideration matters covering overall Group strategy, major acquisitions and disposals, annual budgets, annual and interim results, approval of major capital transactions and other significant operational and financial matters. The management was delegated the authority and responsibility by the Board for the daily management of the Group. In addition, the Board has also delegated various responsibilities to the Board committees. Further details of these committees are set out in this report.

The Board currently consists of seven Directors including four executive Directors and three independent non-executive Directors:

### Executive Directors

Mr. XU Tie-liang (*Chairman and Chief Executive Officer*)  
Ms. GUAN Yijun  
Mr. GAO Falian  
Ms. XU Ran

### Independent Non-Executive Directors

Ms. LIU Zhihong  
Mr. WANG Guangtian  
Mr. YANG Jie

Save for Ms. Guan Yijun is the spouse of Mr. Xu Tie-liang and Ms. Xu Ran is the daughter of Mr. Xu Tie-liang and Ms. Guan Yijun, the Board members have no financial, business, family or other material/relevant relationships with each other. Such balanced Board composition is formed to ensure strong independence exists across the Board. The composition of the Board reflects the balanced skills and experience for effective leadership.

Ms. Liu Zhihong was been appointed as an independent non-executive Director on 15 June 2023. She had obtained legal advice from a firm of solicitors qualified to advise on Hong Kong law as regards the requirements under the Listing Rules that are applicable to her as a director of a listed issuer and the possible consequences of making a false declaration or giving false information to the Stock Exchange on 22 August 2023, and she has confirmed she understood her obligations as a director of a listed issuer.

The biographical information of the Directors are set out on pages 20 to 22 under the section headed "Biographical Details of Directors".

## 董事局

董事局負責領導及控制公司，並負責制定整體策略以及查核集團的經營及財務表現。董事局保留其決定權或斟酌權的事項包括集團整體策略、重大收購及出售、年度預算、年度及中期業績、批准重大資本交易以及其他重大經營及財務事宜。董事局授予管理層負責集團日常管理之職權及職責。此外，董事局亦授權董事局委員會履行多項職責。此等委員會之進一步詳情載於本報告內。

董事局現時由七名董事組成，包括四名執行董事及三名獨立非執行董事：

### 執行董事

許鈺良先生 (*主席及行政總裁*)  
關懿君女士  
高發連先生  
許然女士

### 獨立非執行董事

劉志紅女士  
王廣田先生  
楊杰先生

除關懿君女士為許鈺良先生之配偶及許然女士為許鈺良先生之女兒外，董事局成員彼此之間概無財務、業務、家屬或其他重大／相關關係。董事局之組成平衡，以確保董事局之高度獨立性。董事局之組成反映均稱技能及經驗以便有效作出領導。

劉志紅女士於二零二三年六月十五日獲委任為獨立非執行董事。彼已就適用於其作為上市發行人董事的上市規則規定及於二零二三年八月二十二日向聯交所作出虛假聲明或提供虛假資料的可能後果，向一間合資格就香港法律提供意見的律師事務所取得法律意見，並確認彼明白其作為上市發行人董事的責任。

董事之履歷資料載於第20至22頁「董事履歷簡介」一節。

# Corporate Governance Report

## 企業管治報告

(continued) (續)

The Board decides on corporate strategies, approves overall business plans and evaluates the Group's financial performance and management. Specific tasks that the Board delegates to the Group's management include the implementation of strategies approved by the Board, the monitoring of operating budgets, the implementation of internal controls procedures, and the ensuring of compliance with relevant statutory requirements and other rules and regulations.

### Directors' Training

According to the code provision C.1.4 of the CG Code, all directors should participate in continuous professional development to develop and refresh their knowledge and skills to ensure that their contribution to the board remains informed and relevant.

All Directors have participated in continuous professional development and provided a record of training they received for the financial year ended 31 December 2023 to the Company.

The individual training record of each Director received for the year ended 31 December 2023 is set out below:

#### Name of Director

#### 董事姓名

Mr. XU Tie-liang	許鉄良先生
Ms. GUAN Yijun	關懿君女士
Mr. GAO Falian	高發連先生
Ms. XU Ran	許然女士
Ms. LIU Zhihong	劉志紅女士
Mr. WANG Guangtian	王廣田先生
Mr. YANG Jie	楊杰先生

### Chairman and Chief Executive Officer

The Company does not have a separate chairman and chief executive officer, and Mr. Xu Tie-liang currently performs these two roles. The Board believes that by taking the roles of both Chairman and Chief Executive Officer in the same person, it has the benefit of maintaining a consistent leadership and enables a more effective and efficient overall strategic planning within the Group. The Board believes that the present arrangement will not impair its balance of power and authority, and this is ensured by current Board members, which comprise experienced and high calibre individuals with sufficient number of independent non-executive Directors.

董事局負責決定企業策略、批准整體業務計劃及評估集團之財務表現和管理層。董事局授權集團管理層之特定工作包括推行董事局批准之策略、監察營運預算、實行內部監控程序及確保符合有關法定規定及其他規則與規例。

### 董事之培訓

根據企業管治守則之守則條文第C.1.4條，所有董事應參與持續專業發展，發展並更新其知識及技能，以確保其繼續在具備全面資訊及切合所需的情況下對董事局作出貢獻。

全體董事均已參加持續專業培訓，並向公司提供其於截至二零二三年十二月三十一日止財政年度所接受培訓的記錄。

截至二零二三年十二月三十一日止年度所接獲各董事之個別培訓記錄載列如下：

**Attending or participating in seminars/inhouse briefing or reading materials relevant to the Group's business/director's duties**  
出席或參與與集團業務／  
董事職責相關之講座／  
內部簡報會或閱讀相關材料

✓  
✓  
✓  
✓  
✓  
✓  
✓

### 主席及行政總裁

公司並無區分主席及行政總裁之職務，許鉄良先生現時兼任兩職。董事局相信，由同一名人士同時擔任主席及行政總裁兩個職位，可確保貫徹重大決策之領導，更有效能及效率實現集團之整體策略。董事局相信現時之安排不會損害職權及授權兩者間之平衡，而現時由經驗豐富及高素質之人才（其中有充足人數擔任獨立非執行董事）組成之董事局亦能確保此平衡。



# Corporate Governance Report

## 企業管治報告

(continued) (續)

### Non-executive Directors

The three independent non-executive Directors are high caliber individuals, with academic and professional qualifications and experience in the fields of accounting, finance and investment. With their accumulated experience gained from various sectors, they can provide strong support towards the Board's effective discharge of the duties and responsibilities. Each independent non-executive Director has provided his/her annual confirmation of independence to the Company, and the Company considered that each of them is independent based on the independence guidelines set out in Rule 3.13 of the Listing Rules. The independent non-executive Directors are appointed for specific term and subject to retirement by rotation in accordance with the Bye-Laws.

### Board Diversity Policy

The Board has adopted a Board Diversity Policy on 26 August 2013 (the "Policy") which sets out the approach to achieve its diversity. The Company recognises that increasing diversity at Board level will support the attainment of the Company's strategic objectives and sustainable development. The Company seeks to achieve Board diversity through the consideration of a number of factors, including, but not limited to, gender, age, cultural and educational background, ethnicity, professional experience, skills, knowledge and length of service. The Company will also take into consideration its own business model and specific needs from time to time in determining the optimum composition of the Board.

The Board delegates certain duties to the Nomination Committee under the Policy. The Nomination Committee will discuss and review the necessity to set measurable objectives for the implementation of the Policy from time to time, to ensure their appropriateness and the progress made towards these objectives are achievable and ascertainable.

The Nomination Committee will review the Policy, as appropriate, to ensure its continued effectiveness from time to time.

### 非執行董事

三名獨立非執行董事均為幹練人才，持有會計、財務及投資領域的學術及專業資格以及經驗。彼等於各行業累積之經驗，可為有效履行董事局之職務及職責提供強大支援。各獨立非執行董事已就其獨立身份向公司提供年度確認書，而公司已根據上市規則第3.13條所載獨立指引認為彼等各自屬獨立人士。獨立非執行董事於特定年期內獲委任，其須按照細則輪席告退。

### 董事局成員多元化政策

董事局於二零一三年八月二十六日採納董事局成員多元化政策（「政策」），該政策載列達致成員多元化的方法。公司知悉董事局層面日益多元化將為達成公司策略目標及可持續發展提供支持。公司藉考慮多項因素，包括但不限於性別、年齡、文化及教育背景、種族、專業經驗、技能、知識及服務年限，務求達致董事局成員多元化。公司決定董事局最佳成員組合時，亦將不時考慮其本身業務模式及具體需要。

董事局根據政策向提名委員會授予若干職權。提名委員會將就執行政策不時討論及檢討可計量目標，以確保其合適及確定可達成及可確定的該等目標的進度。

提名委員會將審閱政策，確保其不時持續有效（視適用情況而定）。



# Corporate Governance Report

## 企業管治報告

(continued) (續)

### BOARD LEVEL

Pursuant to the Policy, selection of candidates for Board appointments will be based on a range of diversity perspectives, including but not limited to gender, age, cultural and educational background, ethnicity, professional experience, skills, knowledge and length of service. The ultimate decision will be based on merit and contribution that the selected candidates will bring to the Board. The Nomination Committee will review the Policy annually to ensure its continued effectiveness from time to time.

As at the date of this annual report, the Board consists of four male members and three female members. The Nomination Committee considered that the Board was sufficiently diverse in terms of gender and the Board had not set any measurable objectives. The Company has also reviewed the membership, structure and composition of the Board, and is of the opinion that the structure of the Board is reasonable, and the experiences and skills of the Directors in various aspects and fields can enable the Company to maintain a high standard of operation.

The Group is also committed to achieving gender diversity across the workforce (including senior management). The details of gender ratio in the workforce (including senior management) are shown in the "Environmental, Social and Governance Report" for the year ended 31 December 2023. The recruitment policy of the Group is to only consider the personal merits and capabilities, qualifications, working experiences and performance of the individuals during the recruitment process, transferal, promotion, and training regardless of gender. In the interests of enhancing efficiency, the Company has not set any measurable objective for achieving gender diversity at workforce level. The Company has nonetheless always adopted a meritocratic approach and adhered to the principle of openness and fairness without any discrimination in respect of gender, disability, marital status, pregnancy, religion, nationality, social or economic class, rural or urban, political opinion, pathogen-carrier or sexuality.

### Board Meetings

The Board has four scheduled meetings held quarterly each year, and additional meetings will take place as and when required. These Board meetings are planned in advance. During the regular meeting, the Board examines the Company's operation and financial performance, reviews and approves its annual and interim results.

### 董事局層面

根據政策，公司將根據一系列多元化角度挑選候選人，供董事局作出委聘，該等角度包括但不限於性別、年齡、文化及教育背景、種族、專業經驗、技能、知識及服務年限。公司將根據入圍候選人會為董事局帶來的裨益及貢獻作出最終決定。提名委員會將每年審閱政策，確保其不時持續有效。

於本年度報告日期，董事局由四名男性成員及三名女性成員組成。提名委員會認為董事局在性別方面已達致充分多元化，故並未設定任何可計量目標。公司亦已檢討董事局成員、架構及組成，認為董事局架構合理，且董事在各方面及領域的經驗及技能可使公司維持高營運標準。

集團亦致力於實現員工隊伍（包括高級管理層）的性別多元化。員工（包括高級管理層）的性別比例詳情載於截至二零二三年十二月三十一日止年度之「環境、社會及管治報告」。集團的招聘政策是在招聘、調職、晉升及培訓過程中，不論性別，用人唯才，以個人能力、資歷、工作經驗及表現作為考慮因素。為提高效率，公司並無訂立任何可計量目標，以達致員工層面的性別多元化。儘管如此，公司始終採用精英管理的方法，並堅持公開和公平的原則，不存在性別、殘疾、婚姻狀況、孕期、宗教、國籍、社會或經濟階層、農村或城市、政治觀點、病原體攜帶者或性取向方面的任何歧視。

### 董事局會議

董事局每年舉行四次會議，每季一次，並會於有需要時舉行額外會議。該等董事局會議之議定舉行日期會預先進行規劃。於定期會議上，董事局審查公司之經營及財務表現、審閱及批准年度及中期業績。

# Corporate Governance Report

## 企業管治報告

(continued) (續)

During the year ended 31 December 2023, the Board held 4 meetings. All Directors were given opportunities to include any matters in the agenda for the regular Board meetings, and were given sufficient time to review documents and information relating to matters to be discussed in the Board meetings.

截至二零二三年十二月三十一日止年度，董事局曾舉行4次會議。所有董事均有機會把任何議題納入董事局定期會議議程內，並獲提供充分時間審閱於董事局會議將予討論之事宜有關之文件和資料。

Name of Director 董事姓名		Number of attendance 出席會議次數
Mr. XU Tie-liang (Chairman and Chief Executive Officer)	許鉄良先生 (主席及行政總裁)	4/4
Ms. GUAN Yijun	關懿君女士	4/4
Mr. GAO Falian	高發連先生	4/4
Ms. XU Ran	許然女士	4/4
Mr. WANG Wenhua (Note 1)	王文華先生(附註1)	1/1
Ms. LIU Zhihong (Note 2)	劉志紅女士(附註2)	3/3
Mr. WANG Guangtian	王廣田先生	4/4
Mr. YANG Jie	楊杰先生	4/4

**Notes:**

1. Mr. Wang Wenhua retired upon conclusion of the annual general meeting held on 15 June 2023 (the "2023 AGM") and 1 Board meeting was held before his retirement.
2. Ms. Liu Zhihong was appointed on 15 June 2023 and 3 Board meetings were held after her appointment.

**附註：**

1. 王文華先生於二零二三年六月十五日舉行的股東週年大會（「二零二三年股東週年大會」）結束後退任，彼退任前曾舉行1次董事局會議。
2. 劉志紅女士於二零二三年六月十五日獲委任，其後曾舉行3次董事局會議。

Board minutes are open for inspection by the Directors. Every Board member is entitled to have access to Board papers and related materials and unrestricted access to the advice and services of the Company Secretary, and has the liberty to seek external professional advice if so required.

董事局會議記錄可供董事查閱。每名董事局成員均有權查閱董事局文件及相關資料，亦可在不受限制下取得公司秘書之意見及服務，並可於需要時尋求外界專業意見。

The Board adopted on 29 March 2023 a mechanism for Directors to obtain independent opinions and perspectives for them to discharge their duties and responsibilities, and to ensure independent views and input are available to the Board. The Board will review the implementation and effectiveness of such mechanism annually.

董事局於二零二三年三月二十九日採納一項制度，供董事獲取獨立意見及觀點以履行職責，並確保董事局可獲取獨立觀點及意見。董事局將每年檢討該制度的實施情況及成效。

The Company shall arrange suitable and sufficient resources to cover any matters relating to the obtaining of an independent opinion by the Board, including but not limited to the engagement of a legal team or any other professionals for such purpose (where appropriate).

公司應安排適當及充足的資源以涵蓋與董事局取得獨立意見有關的任何事宜，包括但不限於就此委聘法律團隊或任何其他專業人士（如適用）。

The Directors shall give at least three working days' notice to the Company Secretary to obtain an independent opinion, including but not limited to engaging a professional team for such purpose (where appropriate).

董事應至少提前三個工作日通知公司秘書以獲得獨立意見，包括但不限於就此委聘專業團隊（如適用）。

# Corporate Governance Report

## 企業管治報告

(continued) (續)

The Board is required to review its structure, size, composition (including skills, knowledge and experience) and the policy at least annually to ensure that the composition of the Board complies with the relevant requirements of the Listing Rules including maintaining a balanced mix of executive and non-executive directors (including independent non-executive directors) so that the Board has a strong element of independence which can effectively exercise independent judgment.

If all the independent non-executive Directors have served on the Board for more than nine years, the Company should consider to appoint a new independent non-executive director at the next annual general meeting.

### General Meeting

During the year ended 31 December 2023, the Company held 1 general meeting, being the 2023 AGM held on 15 June 2023.

Name of Director 董事姓名		Number of attendance 出席會議次數
Mr. XU Tie-liang (Chairman and Chief Executive Officer)	許鉄良先生 (主席及行政總裁)	1/1
Ms. GUAN Yijun	關懿君女士	1/1
Mr. GAO Falian	高發連先生	1/1
Ms. XU Ran	許然女士	1/1
Mr. WANG Wenhua (Note 1)	王文華先生(附註1)	1/1
Ms. Liu Zhihong (Note 2)	劉志紅女士(附註2)	N/A
		不適用
Mr. WANG Guangtian	王廣田先生	1/1
Mr. YANG Jie	楊杰先生	1/1

#### Notes:

- Mr. Wang Wenhua retired upon conclusion of the 2023 AGM held on 15 June 2023 and 1 general meeting was held before his retirement.
- Ms. Liu Zhihong was appointed on 15 June 2023 and no general meeting was held after her appointment.

The Board is responsible for maintaining an on-going dialogue with the shareholders and in particular, making use of the annual general meeting or other general meetings to communicate with them and encourage their participation. Mr. Xu Tie-liang, being the Chairman of the Board and the chairman of the CG Committee, attended the 2023 AGM and answered questions and collected views of shareholders.

董事局須至少每年檢討其架構、規模、組成(包括技能、知識及經驗)及政策,以確保董事局的組成符合上市規則的相關規定,包括維持執行及非執行董事(包括獨立非執行董事)之均衡組合,令董事局具有高度獨立性,以有效行使獨立判斷。

倘所有獨立非執行董事均於董事局任職超過九年,公司應考慮於下屆股東週年大會上委任新獨立非執行董事。

### 股東大會

截至二零二三年十二月三十一日止年度,公司於二零二三年六月十五日舉行1次股東大會,即二零二三年股東週年大會。

#### 附註:

- 王文華先生於二零二三年六月十五日舉行的二零二三年股東週年大會結束後退休,彼退任前曾舉行1次股東大會。
- 劉志紅女士於二零二三年六月十五日獲委任,其後並無舉行股東大會。

董事局負責保持與股東持續對話,尤其是利用股東週年大會或其他股東大會與股東溝通並鼓勵股東參與。董事局主席以及企業管治委員會主席許鉄良先生出席了二零二三年股東週年大會,回答股東提問並收集股東意見。



# Corporate Governance Report 企業管治報告

(continued) (續)

## NOMINATION COMMITTEE

In considering the nomination of new Directors, the Board takes into account the qualification, ability, working experience, leadership and professional ethics of the candidates, especially their experience in the natural gas industry and/or other professional area.

The Company established the Nomination Committee on 15 March 2006 and currently consists of two independent non-executive Directors, namely Mr. Wang Guangtian (as chairman) and Ms. Liu Zhihong and one executive Director, namely Mr. Gao Falian.

The terms of reference of the Nomination Committee are currently made available on the Stock Exchange's website and the Company's website.

Terms of reference of the Nomination Committee are aligned with the code provisions set out in the CG Code.

The functions of the Nomination Committee are to review and monitor the structure, size and diversity of the Board; to provide recommendations on any proposed changes to the Board in order to complement the Group's strategy; to identify qualified individuals in becoming members of the Board; to assess the independence of independent non-executive directors; to review the measurable objectives that the Board has set for implementing the Policy, and the progress on achieving the objectives; and to provide recommendations to the Board on the appointment or re-appointment of Directors and succession planning for Directors, in particular the Chairman and the Chief Executive Officer.

To ensure changes to the Board composition can be managed without undue disruption, there should be a formal, considered and transparent procedure for selection, appointment and re-appointment of Directors, as well as plans in place for orderly succession (if considered necessary), including periodical review of such plans. The appointment of a new Director (to be an additional Director or fill a casual vacancy as and when it arises) or any re-appointment of Directors is a matter for decision by the Board upon the recommendation of the proposed candidate by the Nomination Committee.

## 提名委員會

於考慮提名新董事時，董事局將考慮候選人之資歷、才能、工作經驗、領導能力及專業操守，特別是彼等於天然氣行業及／或其他專業範疇之經驗。

公司已於二零零六年三月十五日成立提名委員會，現由兩名獨立非執行董事王廣田先生（擔任主席）及劉志紅女士以及一名執行董事高發連先生組成。

提名委員會的職權範圍現可於聯交所網站及公司網站查閱。

提名委員會的職權範圍符合企業管治守則內所載的守則條文。

提名委員會之職能為檢討及監控董事局之架構、規模及成員多元化；就董事局的任何建議變動提供推薦建議以對集團策略作出補充；物色合資格人選出任董事局成員；評估獨立非執行董事之獨立身份；檢討董事局為執行政策而設定之可計量目標及達致該等目標之進展；及就委任或重新委任董事或董事繼任計劃（尤其是主席及行政總裁）向董事局提供推薦建議。

為確保董事局組成人員的變動不會帶來不適當的干擾，公司應設有正式、經審慎考慮並具透明度的董事甄選、委任及重新委任程序，並設定有秩序的董事繼任計劃（如認為有需要），包括定期檢討此類計劃。委任新董事（作為新任董事或填補所出現的臨時空缺）或重新委任任何董事乃經提名委員會推薦建議候選人後由董事局作出決定。





# Corporate Governance Report

## 企業管治報告

(continued) (續)

The criteria to be applied in considering whether a candidate is qualified shall be his or her ability to devote sufficient time and attention to the affairs of the Company and contribute to the diversity of the Board as well as the effective carrying out by the Board of the responsibilities which, in particular, are set out as follows:

- (a) participating in Board meetings to bring an independent judgment on issues of strategy, policy, performance, accountability, resources, key appointments and standards of conducts;
- (b) taking the lead where potential conflicts of interests arise;
- (c) serving on the Audit Committee, the Remuneration Committee and the Nomination Committee (in the case of candidate for non-executive Director) and other relevant Board committees, if invited;
- (d) bringing a range of business and financial experience to the Board, giving the Board and any committees on which he or she serves the benefit of his or her skills, expertise, and varied backgrounds and qualifications and diversity through attendance and participation in the Board/committee meetings;
- (e) scrutinising the Company's performance in achieving agreed corporate goals and objectives, and monitoring the reporting of performance;
- (f) ensuring the committees on which he or she serves to perform their powers and functions conferred on them by the Board; and
- (g) conforming to any requirement, direction and regulation that may from time to time be prescribed by the Board or contained in the constitutional documents of the Company or imposed by legislation or the Listing Rules, where appropriate.

用於考慮候選人士是否符合資格的標準，應視乎候選人士是否能投入足夠時間及精神以處理公司事務，並促進董事局成員多元化，使董事局能有效履行其職責，尤其是下文所載各項：

- (a) 參與董事局會議為策略、政策、表現、職責、資源、主要委任及操守準則等事項作出獨立判斷；
- (b) 於發生潛在利益衝突時發揮領導作用；
- (c) 服務於審核委員會、薪酬委員會及提名委員會（如為非執行董事候選人士）以及其他相關董事局轄下之委員會（如獲邀請）；
- (d) 為董事局引入一系列營商及財務經驗，透過出席及參與董事局／委員會會議，而使彼所服務的董事局及任何委員會受惠於其技能、專長、各種背景及資格以及成員多元化；
- (e) 監察公司在達致議定之企業宗旨及目標方面的表現及監督相關表現的申報情況；
- (f) 確保彼所服務的委員會履行董事局授予的權力及職能；及
- (g) 遵守董事局不時訂定，或公司憲章文件不時所載，或法例或上市規則不時訂立的任何規定、指示及規例（如適用）。

# Corporate Governance Report

## 企業管治報告

(continued) (續)

If the candidate is proposed to be appointed as an independent non-executive Director, his or her independence shall be assessed in accordance with, among other things, the factors as set out in Rule 3.13 of the Listing Rules, subject to any amendments as may be made by the Stock Exchange from time to time. Where applicable, the totality of the candidate's education, qualifications and experience shall also be evaluated to consider whether he or she has the appropriate professional qualifications or accounting or related financial management expertise for filling the office of an independent non-executive Director with such qualifications or expertise as required under Rule 3.10(2) of the Listing Rules.

During the year ended 31 December 2023, the Nomination Committee held 1 meeting. The Nomination Committee reviewed the structure, size and diversity of the Board, assessed the independence of independent non-executive Directors and considered and provided recommendations to the Board on the re-election of Directors. The Nomination Committee also made recommendation of new Director candidate for the Board's approval by way of written resolutions.

倘建議委任候選人士為獨立非執行董事，則須根據（其中包括）上市規則第3.13條（經聯交所可能不時作出任何修訂）所載的因素評估其獨立性。倘適用，則亦須評估該候選人士的學歷、資格及經驗等整體情況，以考慮彼是否具備合適的專業資格或會計或相關財務管理專長（即上市規則第3.10(2)條所規定的相關資格或專長）以擔任獨立非執行董事。

截至二零二三年十二月三十一日止年度，提名委員會曾舉行1次會議。提名委員會檢討董事局結構、規模及多元化，評估獨立非執行董事之獨立身份、考慮董事重選，並就此向董事局提供推薦建議。提名委員會亦以書面決議案方式推薦新董事候選人以供董事局批准。

Name of Director 董事姓名		Number of attendance 出席會議次數
Mr. WANG Guangtian (Chairman)	王廣田先生(主席)	1/1
Mr. WANG Wenhua (Note 1)	王文華先生(附註1)	1/1
Ms. LIU Zhihong (Note 2)	劉志紅女士(附註2)	N/A 不適用
Mr. GAO Falian	高發連先生	1/1

#### Notes:

1. Mr. Wang Wenhua retired upon conclusion of the 2023 AGM held on 15 June 2023 and 1 Nomination Committee meeting was held before his retirement.
2. Ms. Liu Zhihong was appointed on 15 June 2023 and no Nomination Committee meeting was held after her appointment.

#### 附註：

1. 王文華先生於二零二三年六月十五日舉行的二零二三年股東週年大會結束後退任，彼退任前曾舉行1次提名委員會會議。
2. 劉志紅女士於二零二三年六月十五日獲委任，其後並無舉行提名委員會會議。

## REMUNERATION COMMITTEE

The Company established the Remuneration Committee on 13 January 2006 with written terms of reference and currently consists of two independent non-executive Directors, namely Ms. Liu Zhihong (as chairman) and Mr. Wang Guangtian, and one executive Director, namely Ms. Guan Yijun.

The terms of reference of the Remuneration Committee are currently made available on the Stock Exchange's website and the Company's website.

Terms of reference of the Remuneration Committee are aligned with the code provisions set out in the CG Code.

## 薪酬委員會

公司已於二零零六年一月十三日成立薪酬委員會，並訂定書面職權範圍。薪酬委員會現由兩名獨立非執行董事劉志紅女士（擔任主席）及王廣田先生，以及一名執行董事關懿君女士組成。

薪酬委員會的職權範圍現可於聯交所網站及公司網站查閱。

薪酬委員會的職權範圍符合企業管治守則內所載的守則條文。

# Corporate Governance Report

## 企業管治報告

(continued) (續)

The functions of the Remuneration Committee are to provide recommendations to the Board on the Company's remuneration policy, the remuneration packages for all Directors' and senior management, the establishment of a formal and transparent procedure for formulating the remuneration policy, and to review and/or approve matters relating to shares schemes under Chapter 17 of the Listing Rules.

During the year ended 31 December 2023, the Remuneration Committee held 1 meeting. The committee reviewed the remuneration packages of the Directors and senior management. The Remuneration Committee also made recommendation of the remuneration of the proposed Director for the Board's approval by way of written resolutions.

### Name of Director 董事姓名

### Number of attendance 出席會議次數

Mr. WANG Wenhua ( <i>Chairman</i> ) ( <i>Note 1</i> )	王文華先生(主席)(附註1)	1/1
Ms. LIU Zhihong ( <i>Chairman</i> ) ( <i>Note 2</i> )	劉志紅女士(主席)(附註2)	N/A
Mr. WANG Guangtian	王廣田先生	不適用
Ms. GUAN Yijun	關懿君女士	1/1
		1/1

#### Notes:

- Mr. Wang Wenhua retired upon conclusion of the 2023 AGM held on 15 June 2023 and 1 Remuneration Committee meeting was held before his retirement.
- Ms. Liu Zhihong was appointed on 15 June 2023 and no Remuneration Committee meeting was held after her appointment.

The Company has adopted the Old Share Option Scheme, the New Share Option Scheme and the New Share Award Scheme. Details of these share schemes are set out in the section headed "SHARE SCHEMES" in the Report of the Directors.

The Remuneration Committee has adopted the approach under code provision E.1.2(c)(ii) of the CG Code to make recommendations to the Board on remuneration packages of the Directors and the members of senior management. The emolument payable to Directors and senior management will depend on their respective contractual terms under the employment agreements, if any, and is determined by the Board with reference to the recommendation of the Remuneration Committee, the performance of the Group and the prevailing market conditions.

The remuneration of the Directors and senior management of the Company for the year ended 31 December 2023, by bands is set out in note 10 to the consolidated financial statements.

薪酬委員會的職能為就公司薪酬政策、全體董事及高級管理人員的薪酬待遇、就設立制定薪酬政策的正式及透明程序向董事局提供推薦建議，以及根據上市規則第17章檢討及／或批准股份計劃相關事宜。

截至二零二三年十二月三十一日止年度，薪酬委員會曾舉行1次會議。委員會檢討董事及高級管理層之薪酬待遇。薪酬委員會亦以書面決議案方式就擬任董事的薪酬提供推薦建議，以供董事局批准。

#### 附註：

- 王文華先生於二零二三年六月十五日舉行的二零二三年股東週年大會結束後退休，彼退休前曾舉行1次薪酬委員會會議。
- 劉志紅女士於二零二三年六月十五日獲委任，其後並無舉行薪酬委員會會議。

公司已採納舊購股權計劃、新購股權計劃及新股份獎勵計劃。該等股份計劃之詳情載於董事局報告「股份計劃」一節。

薪酬委員會已採納企業管治守則之守則條文第E.1.2(c)(ii)條，就董事及高級管理層成員的薪酬待遇向董事局提供推薦建議。董事及高級管理層應獲支付之酬金取決於彼等各自於僱傭協議（如有）下的合約條款，並由董事局根據薪酬委員會之推薦建議、集團表現及現行市況釐定。

截至二零二三年十二月三十一日止年度，公司董事及高級管理層按薪酬組別劃分之酬金載於綜合財務報表附註10。

# Corporate Governance Report

## 企業管治報告

(continued) (續)

Details of the remuneration of the Directors and senior management for the year ended 31 December 2023 are also set out in notes 10 and 11 to the consolidated financial statements.

### AUDIT COMMITTEE

The Company established the Audit Committee in 1998. The Audit Committee comprises three independent non-executive Directors, namely Ms. Liu Zhihong (as chairman), Mr. Wang Guangtian and Mr. Yang Jie.

The terms of reference of the Audit Committee are currently made available on the Stock Exchange's website and the Company's website.

Terms of reference of the Audit Committee are aligned with the code provisions set out in the CG Code.

The Audit Committee is mainly responsible for making recommendations to the Board on the appointment, re-appointment and removal of the external auditor; to approve the remuneration and terms of engagement of the external auditor, to provide recommendations for any questions regarding the resignation or dismissal of such auditor; to review the interim and annual reports, and financial statements of the Group; to oversee the Company's financial reporting system including the adequacy of resources, qualifications and experience of staff in charge of the Company's financial reporting function and their training arrangement and budget, and to review the risk management and internal control system.

The Audit Committee meets the external auditor regularly to discuss any area of concern during the audit. The Audit Committee reviews the interim and annual reports before submission to the Board. The Audit Committee focuses not only on the impact of the changes in accounting policies and practices, but also on the compliance with accounting standards, the Listing Rules and the legal requirements in the review of the Company's interim and annual reports.

During the year ended 31 December 2023, the Audit Committee held 2 meetings.

#### Name of Director 董事姓名

Mr. WANG Wenhua (*Chairman*) (*Note 1*)  
Ms. LIU Zhihong (*Chairman*) (*Note 2*)  
Mr. WANG Guangtian  
Mr. YANG Jie

王文華先生(主席)(附註1)  
劉志紅女士(主席)(附註2)  
王廣田先生  
楊杰先生

#### Number of attendance 出席會議次數

1/1  
1/1  
2/2  
2/2

截至二零二三年十二月三十一日止年度，董事及高級管理層之酬金詳情亦載於綜合財務報表附註10及11。

### 審核委員會

公司於一九九八年成立審核委員會。審核委員會現由三名獨立非執行董事劉志紅女士(擔任主席)、王廣田先生及楊杰先生組成。

審核委員會的職權範圍現可於聯交所網站及公司網站查閱。

審核委員會的職權範圍符合企業管治守則內所載的守則條文。

審核委員會主要負責就委任、重新委任及罷免外聘核數師向董事局提供推薦建議，批准外聘核數師之酬金及委聘條款，有關核數師罷免或被辭退之任何問題提供推薦建議；審閱集團中期及年度報告與財務報表；監察公司之財務報告制度(包括資源充裕度、負責公司財務報告職能的員工之資格及經驗以及其培訓安排及預算)，及檢討風險管理及內部監控系統。

審核委員會定期與外聘核數師會面，以討論審核過程中任何關注事項。審核委員會於呈交董事局前審閱中期及年度報告。審核委員會不僅著重會計政策及慣例變動之影響，於審閱公司之中期及年度報告時，亦著重於會計準則、上市規則及法例規定是否已得到遵守。

截至二零二三年十二月三十一日止年度，審核委員會曾舉行2次會議。



# Corporate Governance Report

## 企業管治報告

(continued) (續)

### Notes:

1. Mr. Wang Wenhua retired upon conclusion of the 2023 AGM on 15 June 2023 and 1 Audit Committee meeting was held before his retirement.
2. Ms. Liu Zhihong was appointed on 15 June 2023 and 1 Audit Committee meeting was held after her appointment.

During the year ended 31 December 2023, the Audit Committee reviewed the 2022 annual results and 2023 interim results of the Group, and were in the opinion that the preparation of such results complied with the applicable accounting standards and the Listing Rules.

The Audit Committee noted the existing risk management and internal control systems of the Group and also noted that review of the same will be carried out annually.

The accounts for the year ended 31 December 2023 were audited by PricewaterhouseCoopers whose term of office will expire upon the conclusion of the 2024 AGM. The Audit Committee has reviewed the terms of engagement of PricewaterhouseCoopers, inter alia, (i) the size and structure as well as the nature and complexity of the business of the Group, (ii) the relevant audit fees and (iii) the resources deployed by PricewaterhouseCoopers in respect of the audit of the financial statements of the Group in accordance with “Guidelines for the Effective Operation of Audit Committees — Selection, Appointment and Reappointment of Auditors” published by the Financial Reporting Council on 16 December 2021 and recommended to the Board the re-appointment of PricewaterhouseCoopers as the auditor of the Company at the 2024 AGM.

## CORPORATE GOVERNANCE COMMITTEE

The Company established the CG Committee with written terms of reference on 20 March 2012. The CG Committee comprises four executive Directors, namely Mr. Xu Tie-liang (as chairman), Ms. Guan Yijun, Mr. Gao Falian and Ms. Xu Ran, Ms. Law Yin Shan Jenny, the Chief Financial Officer of the Company and Ms. Chan Yuen Ying Stella, the Company Secretary of the Company.

Terms of reference of the CG Committee are aligned with the code provisions set out in the CG Code.

### 附註：

1. 王文華先生於二零二三年六月十五日舉行的二零二三年股東週年大會結束後退休，彼退休前曾舉行1次審核委員會會議。
2. 劉志紅女士於二零二三年六月十五日獲委任，其後曾舉行1次審核委員會會議。

截至二零二三年十二月三十一日止年度，審核委員會審閱集團之二零二二年年終業績及二零二三年中期業績，並認為編製該等業績符合適用會計準則及上市規則。

審核委員會注意集團之現有風險管理及內部控制系統，亦知悉每年將進行一次年度檢討。

截至二零二三年十二月三十一日止年度的賬目由羅兵咸永道會計師事務所審計，其任期將於二零二四年股東週年大會結束時屆滿。審核委員會已審閱羅兵咸永道會計師事務所的委聘條款，其中包括(i)集團業務的規模及架構以及性質及複雜程度，(ii)相關審計費用及(iii)羅兵咸永道會計師事務所根據財務報告委員會於二零二一年十二月十六日發佈的「有關審核委員會有效運作的指引—核數師的選擇、委聘及續聘」就審核集團財務報表所動用的資源，並於二零二四年股東週年大會上推薦董事局續聘羅兵咸永道會計師事務所為公司核數師。

## 企業管治委員會

公司於二零一二年三月二十日成立企業管治委員會，並訂定書面職權範圍。企業管治委員會由四名執行董事許鈇良先生（擔任主席）、關懿君女士、高發連先生及許然女士以及公司財務總監羅盈珊女士及公司之公司秘書陳婉榮女士組成。

企業管治委員會的職權範圍符合企業管治守則內所載的守則條文。

# Corporate Governance Report

## 企業管治報告

(continued) (續)

The functions of the CG Committee are to develop and review the Company's policies and practices on corporate governance; to comply with the CG Code and other legal or regulatory requirements and make recommendations to the Board; to oversee the Company's orientation program for new Director; to review and monitor the training and continuous professional development of Directors and senior management; to develop, review and monitor the code of conduct and compliance manual (if any) applicable to employees and Directors; and to review the Company's disclosure in the Corporate Governance Report.

During the financial year ended 31 December 2023, the CG Committee held 1 meeting. The CG Committee reviewed the training and continuous professional development of Directors and senior management; and also reviewed the Company's compliance with the CG Code during the year ended 31 December 2022.

企業管治委員會的職能為制定及檢討公司關於企業管治的政策及常規；遵守企業管治守則及其他法律或監管規定，並向董事局提供推薦建議；監察公司新董事入職安排；檢討並監督董事及高級管理層的培訓及持續專業發展；制定、檢討及監察僱員及董事適用的操行守則及合規手冊（如有）；及檢討公司於企業管治報告內的披露事項。

截至二零二三年十二月三十一日止財政年度，企業管治委員會舉行1次會議。企業管治委員會檢討董事及高級管理層的培訓及持續專業發展；及亦檢討公司於截至二零二二年十二月三十一日止年度遵守企業管治守則的情況。

Name of Director 董事姓名		Number of attendance 出席會議次數
Mr. XU Tie-liang (Chairman)	許鉄良先生(主席)	1/1
Ms. GUAN Yijun	關懿君女士	1/1
Mr. GAO Falian	高發連先生	1/1
Ms. XU Ran	許然女士	1/1
Ms. LAW Yin Shan Jenny	羅盈珊女士	1/1
Ms. CHAN Yuen Ying Stella	陳婉縈女士	1/1

## AUDITOR'S REMUNERATION

During the year, the remuneration paid/payable to the Company's auditor is set out below:

Services rendered 所提供服務		Fee paid/payable 已付／應付費用 HK\$'000 千港元
Audit services	審核服務	4,500
Non-audit services	非審核服務	—
		4,500

## 核數師酬金

本年度內，已付／應付公司核數師之酬金載列如下：



# Corporate Governance Report

## 企業管治報告

(continued) (續)

### COMPANY SECRETARY

The Company engaged an external professional company secretarial services provider, Uni-1 Corporate Services Limited (“Uni-1”), to provide compliance and full range of company secretarial services to the Group in order to assist the Group to cope with the changing regulatory environment and to suit different commercial needs.

Ms. Chan Yuen Ying Stella (“Ms. Chan”), the representative of Uni-1, was appointed as the named Company Secretary of the Company. Ms. Law Yin Shan Jenny, the Chief Financial Officer of the Company, is the primary point of contact at the Company for the Company Secretary.

According to the requirements of Rule 3.29 of the Listing Rules, Ms. Chan had taken no less than 15 hours of relevant professional training for the year ended 31 December 2023.

### DIVIDEND POLICY

In considering the payment of dividends, there shall be a balance between retaining adequate reserves for the Group’s future growth and rewarding the shareholders of the Company.

The Board shall also take into account, among other things, the following when considering the declaration and payment of dividends:

- the Group’s overall results of operation, financial condition, working capital requirements, capital expenditure requirements, liquidity position and future expansions plans;
- the amount of retained earnings and distributable reserves of the Company;
- general economic conditions, business cycle of the Group’s business and other internal or external factors that may have an impact on the business or financial performance and position of the Group; and
- any other factors that the Board deems relevant.

The declaration and payment of dividends by the Company is subject to any restrictions under the laws of Bermuda, the Bye-Laws, the Listing Rules and any other applicable laws and regulations.

The Company does not have any pre-determined dividend distribution ratio. The Company’s dividend distribution record in the past may not be used as a reference or basis to determine the level of dividends that may be declared or paid by the Company in the future.

### 公司秘書

為協助集團適應變化的監管環境及滿足不同的商業需求，公司已委聘一家外部專業秘書服務提供商：統一企業服務有限公司（「統一」）為集團提供合規及全面的公司秘書服務。

統一的代表陳婉瑩女士（「陳女士」）獲委任為公司的署名公司秘書。公司財務總監羅盈珊女士為公司與公司秘書的主要聯絡人。

根據上市規則第3.29條之規定，陳女士於截至二零二三年十二月三十一日止年度已接受不少於15小時的相關專業培訓。

### 股息政策

在考慮支付股息時，須在為集團未來增長保留充足儲備與獎勵公司股東之間取得平衡。

董事局在考慮宣派及派付股息時，亦須考慮（其中包括）以下事項：

- 集團的整體經營業績、財務狀況、營運資金需求、資本開支要求、流動資金狀況及未來擴展計劃；
- 公司的保留盈利和可分派儲備金額；
- 整體經濟狀況、集團業務之業務周期及其他可能影響集團的業務或財務表現及狀況之內在或外在因素；及
- 董事局認為相關之任何其他因素。

公司宣派及派付股息須遵守百慕達法例、細則、上市規則及任何其他適用法律及規例項下之任何限制。

公司沒有任何預先確定之股息分配比率。公司過去的股息分配記錄不會用作決定公司未來可能宣派或派付的股息水平之參考或依據。



# Corporate Governance Report

## 企業管治報告

(continued) (續)

The Dividend Policy shall in no way constitute a legally binding commitment by the Group in respect of its future dividend and/or in no way obligate the Group to declare a dividend at any time or from time to time.

The Board will continually review the Dividend Policy and reserves the right in its sole and absolute discretion to update, amend, modify and/or cancel the Dividend Policy at any time.

### SHAREHOLDERS' RIGHTS

The general meetings of the Company provide an opportunity for communication between the shareholders and the Board. An annual general meeting of the Company shall be held in each year and at the place as determined by the Board. Each general meeting, other than an annual general meeting, shall be called a special general meeting. The Board may call special general meetings whenever it thinks fit.

#### Shareholders to convene a special general meeting

Shareholders may convene a special general meeting of the Company according to the provisions as set out in the Bye-Laws and the Companies Act of Bermuda. The procedures that shareholders can use to convene a special general meeting are set out in the document entitled "Procedures for a Shareholder to Propose a Person for Election as a Director", which is currently available on the Company's website.

#### Putting enquiries by shareholders to the Board

Shareholders of the Company may send written enquires to the Company for the attention of the Company Secretary at the Company's principal place of business in Hong Kong.

#### Procedures for putting forward proposals by shareholders at shareholders' meeting

The number of members necessary for a requisition for putting forward a proposal at a general meeting shall be:

- (a) any number of members representing not less than one-twentieth of the total voting rights at the date of the requisition; or
- (b) not less than one hundred members.

股息政策概不構成集團就日後股息作出之具法律約束力之承諾，及／或不曾以任何方式令集團有責任於任何時間或不時宣派股息。

董事局將持續檢討股息政策，且享有絕對酌情權保留隨時更新、修訂、修改及／或取消股息政策之權利。

### 股東權利

公司股東大會為股東與董事局之間提供溝通機會。公司須每年於董事局可能決定的地點舉行股東週年大會。除股東週年大會外，股東大會均稱為股東特別大會。董事局可於其認為合適的時間召開股東特別大會。

#### 股東召開股東特別大會

股東可根據細則所載條文及百慕達公司法召開公司股東特別大會。股東可用以召開股東特別大會的程序載於文件「股東提名人選參選董事之程序」內（該文件現時可於公司網站查閱）。

#### 股東向董事局提出查詢

公司股東可向公司之公司秘書發送書面查詢，寄至公司於香港之主要營業地點。

#### 股東於股東大會上提呈建議的程序

要求在股東大會上提呈建議的必需股東人數為：

- (a) 佔不少於提出要求當日之總投票權二十分之一的任何數目之股東；或
- (b) 不少於一百名股東。





# Corporate Governance Report

## 企業管治報告

(continued) (續)

A copy or copies of requisition signed by all requisitionists shall be deposited, with a sum reasonably sufficient to meet the Company's expenses in giving notice of the proposed resolution or circulating any necessary statement, at the Company's principal place of business in Hong Kong in the case of:

- (i) a requisition requiring notice of a resolution, not less than six weeks before the meeting; and
- (ii) any other requisition, not less than one week before the meeting.

The Company will verify the requisition and upon confirming that the requisition is proper and in order, the Board will proceed with the necessary procedures.

### VOTING BY POLL

Pursuant to Rule 13.39(4) of the Listing Rules, any vote of shareholders at the general meeting must be taken by poll except where the chairman, in good faith, decides to allow a resolution which relates purely to a procedural or administrative matter to be voted on by a show of hands. As such, all the resolutions to be set out in the notice of 2024 AGM will be voted by poll.

### COMMUNICATION WITH SHAREHOLDERS

The Company is committed to a policy of open and regular communication and reasonable disclosure of information to its shareholders (the "Shareholders").

The Board adopted a Shareholders communication policy on 20 March 2012 (the "Shareholders Communication Policy") which sets out the provisions with the objective of ensuring that the Shareholders, both individual and institutional, and, in appropriate circumstances, the investment community at large, are provided with ready, equal and timely access to balanced and understandable information about the Company (including its financial performance, strategic goals and plans, material developments and governance), in order to enable Shareholders to exercise their rights in an informed manner, and to allow Shareholders and the investment community to engage actively with the Company.

#### General Policy

The Board shall maintain an on-going dialogue with Shareholders and the investment community, and will regularly review the Shareholders Communication Policy to ensure its effectiveness.

經全體要求人士簽署的要求(隨附合理足夠彌補公司發出建議決議案通告或發送任何必要文檔的費用之款項)副本須送達公司的香港主要營業地點,其中:

- (i) 須於大會舉行前不少於六星期刊發決議案通告的要求;及
- (ii) 任何其他要求應不遲於大會前一周送達。

公司將核實相關要求,而董事局將於確認要求屬適當且符合程序之後執行必要程序。

### 以投票方式表決

根據上市規則第13.39(4)條,股東於股東大會上的任何表決必須以投票方式進行,惟主席真誠決定允許就純粹有關程序或行政事項之決議案進行舉手表決則除外。因此,二零二四年股東週年大會通告內所載的全部決議案將以投票形式進行表決。

### 與股東進行溝通

公司堅持採取開誠布公的態度,定期與股東(「股東」)溝通並向彼等作出合理的資料披露。

董事局於二零一二年三月二十日採納股東通訊政策(「股東通訊政策」),其中載列有關條文,旨在確保個人及機構股東以及整個投資界(在適當情況下)可隨時、平等並及時獲取有關公司之均衡且易於理解的資料(包括其財務表現、戰略目標及計劃、重大發展及管治),使股東能以知情方式行使權利,以便股東及投資界積極參與公司事務。

#### 一般政策

董事局應與股東及投資界保持持續對話,並將定期審查股東通訊政策以確保其有效性。



# Corporate Governance Report

## 企業管治報告

(continued) (續)

According to the Shareholders Communication Policy, there are multiple channels for information of the Company to be disseminated to Shareholders, which are included in the following manners:

- Delivery of annual and interim reports to all Shareholders;
- Publication of announcements on the annual and interim results, and issue of other announcements, shareholders' circulars, its corporate communications and other corporate publications in accordance with the continuing disclosure obligations under the Listing Rules on the Stock Exchange's website and the Company's website; and
- The general meeting of the Company is also an effective communication channel between the Board and shareholders.

Effective and timely dissemination of information to Shareholders and the investment community shall be ensured at all times.

Mr. Xu Tie-liang, the Chairman of the Board and the chairman of the CG Committee attended the 2023 AGM to answer questions of the meeting and collect views of shareholders.

### Communication Strategies

#### *Shareholders' Enquiries*

Shareholders should direct their questions about their shareholdings to the Company's branch share registrar in Hong Kong. Shareholders and the investment community may at any time make a request for the Company's information to the extent such information is publicly available. Shareholders and the investment community shall be provided with designated contacts, email addresses and enquiry lines of the Company in order to enable them to make enquiry in respect of the Company.

#### *Corporate Communication*

Corporate communication will be provided to Shareholders in plain language and in both English and Chinese versions to facilitate Shareholders' understanding.

#### *Corporate Website*

A dedicated Investors Relationship section is available on the Company's website. Information on the Company's website will be updated on a regular basis.

根據股東通訊政策，公司可通過多種渠道向股東發佈資料，包括以下方式：

- 向全體股東送呈年度及中期報告；
- 根據上市規則之持續披露責任，於聯交所網站及公司網站刊發年度及中期業績公告、刊發其他公告、股東通函、公司通訊及其他公司刊發文件；及
- 公司股東大會亦是董事局與股東進行溝通之有效渠道之一。

公司應始終確保向股東和投資界有效及時發佈訊息。

董事局主席以及企業管治委員會主席許鈺良先生出席了二零二三年股東週年大會，回答大會問題並收集股東意見。

### 通訊途徑

#### *股東查詢*

股東如對其股權有任何問題，應向公司香港股份過戶登記分處查詢。股東及投資界可隨時要求提供可公開獲取的公司資料。公司應向股東及投資界提供公司指定聯絡人、電郵地址及查詢專線，以供其查詢公司事宜。

#### *公司通訊*

公司向股東提供以簡明語言編寫的中英版公司通訊，以便股東了解有關內容。

#### *公司網站*

公司網站專門設有投資者關係一欄。公司網站上的資料將定期更新。



# Corporate Governance Report

## 企業管治報告

(continued) (續)

Information released by the Company to the Stock Exchange will also be posted on the Company's website according to the requirements under the Listing Rules. Such information includes financial statements, results announcements, circulars and notices of general meetings etc.

### Shareholders' Meetings

Shareholders are encouraged to participate in all general meetings or to appoint proxies to attend and vote for and on their behalf if they are unable to attend any general meetings. Appropriate arrangements for the general meetings shall be in place to encourage Shareholders' participation. The process of the Company's general meeting will be monitored and reviewed on a regular basis, and, if necessary, changes will be made to ensure that Shareholders' needs are best served. Board members, in particular, the chairman of the Board, the chairmen of Board committees or their delegates, appropriate management executives and external auditor will attend annual general meeting to answer Shareholders' enquiries.

### Shareholder Privacy

The Company recognises the importance of Shareholders' privacy and will not disclose Shareholders' information without their consent, unless required by law to do so.

The Board has conducted a review of the Shareholders Communication Policy for the year ended 31 December 2023 to ensure the effectiveness of the Shareholders Communication Policy. Such review shall be conducted annually. The Board considered that the Shareholders Communication Policy for the year ended 31 December 2023 was effective.

## DIRECTORS' RESPONSIBILITIES FOR THE FINANCIAL STATEMENTS

The Board acknowledges its responsibility to prepare the Company's consolidated financial statements for each financial year, which give a true and fair view of the financial position of the Group, its financial performance and cash flows for that year. In preparing the consolidated financial statements for the year ended 31 December 2023, the Board has selected suitable accounting policies and applied them consistently, made judgments and estimates that are prudent, fair and reasonable, and prepared the accounts on a going concern basis.

The Directors are responsible for taking all reasonable and necessary steps to safeguard the assets of the Group, to prevent and detect fraud, as well as other irregularities.

公司向聯交所發佈的資料亦將根據上市規則的規定登載於公司網站。該等資料包括財務報表、業績公告、通函及股東大會通告等。

### 股東大會

股東宜參加所有股東大會，或者如果他們無法出席任何股東大會，則可以指定委任代表出席並代表其投票。公司應就股東大會作出適當安排，以鼓勵股東參與。公司將定期監督及檢討公司股東大會的流程，並在必要時進行變動，以確保盡量滿足股東需求。董事局成員，尤其是董事局主席、董事局委員會主席或其代表、適當的管理行政人員及外聘核數師，將出席股東週年大會回答股東提問。

### 股東私隱

公司深明股東私隱的重要性，除非法律規定，否則未經股東同意，公司不得披露股東資料。

董事局已對截至二零二三年十二月三十一日止年度的股東通訊政策進行檢討，以確保股東通訊政策行之有效。有關檢討每年進行一次。董事局認為截至二零二三年十二月三十一日止年度的股東通訊政策行之有效。

## 董事對財務報表之責任

董事局肩負於每個財政年度編製公司綜合財務報表之職責，該等財務報表須真實公平地反映該年度內集團財務狀況、其財務表現及現金流量。編製截至二零二三年十二月三十一日止年度之綜合財務報表時，董事局已選定及貫徹應用合適之會計政策，作出審慎、公平及合理之判斷及估計，並採納持續經營基準編製有關賬目。

董事負責採取一切合理及所需步驟保障集團資產、防止及偵查欺詐以及其他不當情況。



# Corporate Governance Report 企業管治報告

(continued) (續)

The Directors, after appropriate enquiries were made, considered that the Group has adequate resources to continue in operational existence for the foreseeable future and that, for this reason, it is appropriate to adopt the going concern basis in preparing the consolidated financial statements.

## RISK MANAGEMENT AND INTERNAL CONTROL

During the year, the Group has complied with Principle D.2 of the CG Code by establishing appropriate and effective risk management and internal control system. Management is responsible for the design, implementation and monitoring of such systems, while the Board oversees management in performing its duties on an ongoing basis. Main features of the risk management and internal control system are described in the sections below:

### Risk Management System

The Group adopts a risk management system which manages the risk associated with its business and operations. The system comprises the following phases:

- Identification: Identify ownership of risks, business objectives and risks that could affect the achievement of objectives.
- Evaluation: Analyze the likelihood and impact of risks and evaluate the risk portfolio accordingly.
- Management: Consider the risk responses, ensure effective communication to the Board and on-going monitoring of the residual risks.

Based on the risk assessments conducted in 2023, no significant risk was identified.

### Internal Control System

The Company has an internal control system in place which is compatible with the Committee of Sponsoring Organizations of the Treadway Commission (“COSO”) 2013 framework. The framework enables the Group to achieve objectives regarding the effectiveness and efficiency of operations, reliability of financial reporting and compliance with applicable laws and regulations. The components of the framework are shown as follows:

- Control Environment: A set of standards, processes and structures that provide the basis for carrying out the internal control across the Group.

董事經作出適當查詢後，認為集團有充裕資源於可見未來持續經營，因此採納持續經營基準編製綜合財務報表乃屬合適。

## 風險管理及內部監控

年內，集團經由設立適當有效的風險管理及內部監控系統遵守企業管治守則準則D.2。管理層負責該等系統之設計、實施及監控，而董事局負責監督管理層持續執行其職責。風險管理及內部監控系統的主要特徵於下列各節說明：

### 風險管理系統

集團已採納一項風險管理系統以管理有關其業務及營運的風險。該系統包括以下層面：

- 識別：識別風險所有權、業務目標及可能影響目標達成的風險。
- 評估：分析風險的可能性及影響並對風險組合作出相應評估。
- 管理：考慮風險應對，確保與董事局已就風險進行有效溝通並持續監察剩餘風險。

根據於二零二三年進行的風險評估，概無識別任何顯著風險。

### 內部監控系統

公司已制定符合（「COSO」）於二零一三年發出的框架之內部監控系統。該框架可促使集團達致營運有效性及效率性、財務報告可靠性及遵守適用法例及規例的目標。該框架由以下關鍵部份組成：

- 監控環境：為集團開展內部監控提供基礎的一套標準、程序及結構。



# Corporate Governance Report

## 企業管治報告

(continued) (續)

- Risk Assessment: A dynamic and iterative process for identifying and analyzing risks to achieve the Group's objectives, forming a basis for determining how risks should be managed.
- Control Activities: Activities established by policies and procedures to help ensure that management directives are carried out, objectives are achieved, and risks are mitigated.
- Information and Communication: To provide the Group's internal and external communication, together with the information needed to carry out day-to-day controls.
- Monitoring: Ongoing and separate evaluations to ascertain whether each component of the internal control is present and functioning.

In order to enhance the Group's system of handling inside information, and to ensure the truthfulness, accuracy, completeness and timeliness of its public disclosures, the Group also adopts and implements an inside information policy and procedures. Certain reasonable measures have been taken from time to time to ensure that proper safeguards exist to prevent a breach of a disclosure requirement in relation to the Group, which include:

- The access of information is restricted to a limited number of employees on a need-to-know basis. Employees who are in possession of inside information are fully conversant with their obligations to preserve confidentiality.
- Confidentiality agreements are in place when the Group enters into significant negotiations.
- The executive Directors are designated persons who speak on behalf of the Company when communicating with external parties such as the media, analysts or investors.

Based on internal control reviews conducted in 2023, no significant control deficiency was identified.

### Internal Auditors

The Group has an Internal Audit ("IA") function, which consists of professional staff with relevant expertise (such as Certified Public Accountant). The IA function is independent of the Group's daily operation and carries out appraisal of the risk management and internal control system by conducting interviews, walkthroughs and tests of operating effectiveness.

- 風險評估：一個識別及分析風險之動態及迭代過程，以達致集團目標，為確定如何管理風險奠定基礎。
- 監控行動：政策及程序為幫助確保管理層指令獲執行、目標獲達成及風險獲減輕而制定的行動。
- 資料及通訊：為集團提供進行日常監控所需內部及外部通訊及資料。
- 監察：為確定內部監控的各組成部份是否存在及運行而進行的持續及單獨評估。

為加強集團處理內幕消息的系統，並為確保其公開披露的真實性、準確性、完整性和及時性，集團亦採納及執行一套內幕消息政策及程序。集團已不時採納若干合理措施以確保存在適當保障以防止違反有關集團的披露規定，其中包括：

- 僅少數僱員可按需要查閱相關資料。掌握內幕消息的僱員充分熟知彼等的保密責任。
- 集團進行重大磋商時將會訂立保密協議。
- 當與外界團體例如媒體、分析師或投資者溝通時，執行董事為代表公司發言之指定人士。

根據於二零二三年進行的內部監控審查，概無識別任何顯著的監控缺陷。

### 內部核數師

集團設有內部審計（「內部審計」）部門，由具備有關專長的專業人員（例如執業會計師）組成。內部審計部門獨立於集團的日常經營，以面談、走訪及測試經營效能之方式對風險管理及內部監控系統進行評估。



# Corporate Governance Report

## 企業管治報告

(continued) (續)

An IA plan has been approved by the Board. According to the established plan, review of the risk management and internal control systems is conducted annually, and afterwards the results are reported to the Board via Audit Committee.

### Effectiveness of the Risk Management and Internal Control System

The Board is responsible for the risk management and internal control system of the Group and ensuring review of the system's effectiveness is conducted annually. Several areas have been considered during the Board's reviews, which include but not limited to (i) the changes in the nature and extent of significant risks since the last annual review, and the Group's ability to respond to changes in its business and the external environment, and (ii) the scope and quality of management's ongoing monitoring of risks and of the internal control system.

The Board, through its reviews and the reviews made by IA function and Audit Committee, concluded that the risk management and internal control system were effective and adequate. Such system, however, is designed to manage rather than eliminate the risk of failure to achieve business objectives, and can only provide reasonable and not absolute assurance against material misstatement or loss. It is also considered that the resources, staff qualifications and experience of relevant staff were adequate and the training programs and budget provided were sufficient.

董事局已批准內部審計計劃。根據已制定的計劃，每年會對風險管理及內部監控系統進行審查，其後經由審核委員會向董事局報告審查結果。

### 風險管理及內部監控系統的效能

董事局負責集團的風險管理及內部監控系統並確保每年審查該系統的效能。進行該等董事局審查時已考慮若干方面，包括但不限於(i)自上年度審查後的重大風險之性質及程度變動及集團對其業務及外部環境變動作出回應的能力，及(ii)管理層持續監察風險及內部監控系統的範圍及質素。

透過其審查以及由內部審計部門及審核委員會進行的審查，董事局認為風險管理及內部監控系統屬有效及足夠。然而，相關系統旨在管理而非消除不能達成業務目標的風險，而且只能就不會有重大的失實陳述或損失提供合理但並非絕對之保證。董事局亦認為有關資源、員工資歷及有關員工的經驗屬足夠，並已提供足夠的培訓課程及預算。



# Corporate Governance Report

## 企業管治報告

(continued) (續)

### Internal Controls for the Handling and Dissemination of Inside Information

With respect to procedures and internal controls for the handling and dissemination of inside information, the Company is aware of the relevant obligations under the SFO and the Listing Rules. Certain reasonable measures have been taken from time to time to ensure that proper safeguards exist to prevent a breach of a disclosure requirement in relation to the Group, which include:

- (a) access of inside information is restricted to a limited number of employees on a need-to-know basis;
- (b) transmission of inside information in electronic form should be password-protected;
- (c) prohibit employees to discuss inside information in public area;
- (d) code names are assigned to confidential projects so that any reference to them would not be linked to the projects themselves to minimize possibilities of unintentional leakage;
- (e) trainings or briefings are provided to employees who will be in possession of inside information to ensure that they are fully conversant with their obligations to preserve confidentiality with reasonable care;
- (f) confidentiality agreements are in place before the Group enters into significant negotiations; and
- (g) officers and employees other than the designated representative are prohibited to speak externally on behalf of the Company when communicating with external parties such as the media, analysts or investors.

### CONSTITUTIONAL DOCUMENTS

During the year ended 31 December 2023, the Company has made amendments to its Bye-Laws to align with the latest legal and regulatory requirements, including amendments made to Appendix 3 to the Listing Rules which took effect on 1 January 2022, by way of adoption of the new Bye-Laws of the Company by a special resolution passed by the Shareholders at the 2023 AGM. The new Bye-Laws of the Company is available on the websites of the Company and the Stock Exchange.

### 處理及傳播內幕消息之內部監控

就處理及傳播內幕消息之程序及內部監控而言，公司知悉根據證券及期貨條例及上市規則所需履行的相關責任。集團已不時採納若干合理措施以確保存在適當保障以防止違反有關集團的披露規定，其中包括：

- (a) 僅少數僱員可按需要查閱內幕資料；
- (b) 傳送電子形式的內幕消息須進行加密；
- (c) 禁止僱員公共場合討論內幕消息；
- (d) 對保密項目設置代號名稱，使得提述項目時不直接引伸至項目本身，降低無意洩露的可能性。
- (e) 向持有內幕消息的僱員提供培訓或簡介會，確保彼等充分明悉彼等以合理謹慎方式保密的責任；
- (f) 集團進入重大磋商前皆簽署保密協議；及
- (g) 除指定發言人外，禁止職員及僱員以公司名義與媒體、分析師或投資者等外部人士交流。

### 章程文件

於截至二零二三年十二月三十一日止年度，公司已透過股東於二零二三年股東週年大會上通過特別決議案採納公司之新公司細則，對其公司細則作出修訂，以符合最新的法律及監管規定，包括對於二零二二年一月一日生效的上市規則附錄三作出的修訂。公司之新公司細則可於公司及聯交所網站查閱。



# Independent Auditor's Report

## 獨立核數師報告



To the Shareholders of China Oil And Gas Group Limited  
(incorporated in Bermuda with limited liability)

### OPINION

#### What we have audited

The consolidated financial statements of China Oil And Gas Group Limited (the "Company") and its subsidiaries (the "Group"), which are set out on pages 75 to 237, comprise:

- the consolidated statement of financial position as at 31 December 2023;
- the consolidated statement of comprehensive income for the year then ended;
- the consolidated statement of changes in equity for the year then ended;
- the consolidated statement of cash flows for the year then ended; and
- the notes to the consolidated financial statements, comprising material accounting policy information and other explanatory information.

#### Our opinion

In our opinion, the consolidated financial statements give a true and fair view of the consolidated financial position of the Group as at 31 December 2023, and of its consolidated financial performance and its consolidated cash flows for the year then ended in accordance with Hong Kong Financial Reporting Standards ("HKFRSs") issued by the Hong Kong Institute of Certified Public Accountants ("HKICPA") and have been properly prepared in compliance with the disclosure requirements of the Hong Kong Companies Ordinance.

### 羅兵咸永道

致中油燃氣集團有限公司股東  
(於百慕達註冊成立之有限公司)

### 意見

#### 我們已審計的內容

中油燃氣集團有限公司(以下簡稱「貴公司」)及其附屬公司(以下統稱「貴集團」)列載於第75至237頁的綜合財務報表，包括：

- 於2023年12月31日的綜合財務狀況表；
- 截至該日止年度的綜合全面收益表；
- 截至該日止年度的綜合權益變動表；
- 截至該日止年度的綜合現金流量表；及
- 綜合財務報表附註，包括重大會計政策信息及其他解釋信息。

#### 我們的意見

我們認為，該等綜合財務報表已根據香港會計師公會(「香港會計師公會」)頒佈的《香港財務報告準則》(「《香港財務報告準則》」)真實而中肯地反映了貴集團於2023年12月31日的綜合財務狀況及其截至該日止年度的綜合財務表現及綜合現金流量，並已遵照香港《公司條例》的披露規定妥為擬備。





# Independent Auditor's Report

## 獨立核數師報告

(continued) (續)



To the Shareholders of China Oil And Gas Group Limited  
(incorporated in Bermuda with limited liability)

### BASIS FOR OPINION

We conducted our audit in accordance with Hong Kong Standards on Auditing (“HKSAAs”) issued by the HKICPA. Our responsibilities under those standards are further described in the Auditor’s Responsibilities for the Audit of the Consolidated Financial Statements section of our report.

We believe that the audit evidence we have obtained is sufficient and appropriate to provide a basis for our opinion.

#### Independence

We are independent of the Group in accordance with the HKICPA’s Code of Ethics for Professional Accountants (“the Code”), and we have fulfilled our other ethical responsibilities in accordance with the Code.

### MATERIAL UNCERTAINTY RELATED TO GOING CONCERN

As described in Note 2.1 to the consolidated financial statements, the Group had net current liabilities of HK\$2,795,757,000, which included short-term borrowings amounting to HK\$3,664,790,000. The Group’s short-term borrowings included a 364-day syndicated bridge loan facilities (“Bridge Loan Facilities”) of US\$300 million which will mature on 16 December 2024. The Bridge Loan Facilities are subject to certain financial and non-financial undertaking, including but not limited to the undertaking that the trading of shares of the Company on the Hong Kong Stock Exchange is not suspended for more than 14 consecutive trading days. The Company’s shares have been suspended for trading since 2 April 2024. These conditions, along with other matters as set forth in Note 2.1 to the consolidated financial statements, indicate that a material uncertainty exists that may cast significant doubt on the Group’s ability to continue as a going concern. Our opinion is not modified in respect of this matter.

### 羅兵咸永道

致中油燃氣集團有限公司股東  
(於百慕達註冊成立之有限公司)

### 意見的基礎

我們已根據香港會計師公會頒佈的《香港審計準則》(「香港審計準則」)進行審計。我們在該等準則下承擔的責任已在本報告「核數師就審計綜合財務報表承擔的責任」部分中作進一步闡述。

我們相信，我們所獲得的審計憑證能充足及適當地為我們的審計意見提供基礎。

#### 獨立性

根據香港會計師公會頒佈的《專業會計師道德守則》(以下簡稱「守則」)，我們獨立於貴集團，並已履行守則中的其他專業道德責任。

### 有關持續經營之重大不確定性

誠如綜合財務報表附註2.1所述，貴集團流動負債淨額為2,795,757,000港元，包括短期借款3,664,790,000港元。貴集團的短期借款包括300百萬美元364日銀團過渡性貸款融資(「過渡性貸款融資」)，將於二零二四年十二月十六日到期。過渡性貸款融資須受若干財務及非財務承諾所規限，包括但不限於貴公司股份於香港聯交所暫停買賣不超過連續14個交易日的承諾。貴公司股份自二零二四年四月二日起暫停買賣。該等情況連同綜合財務報表附註2.1所載其他事項顯示存在重大不確定性，可能導致對貴集團的持續經營能力產生重大疑慮。該事項不影響已發表的審計意見。

# Independent Auditor's Report 獨立核數師報告

(continued) (續)



To the Shareholders of China Oil And Gas Group Limited  
(incorporated in Bermuda with limited liability)

## KEY AUDIT MATTERS

Key audit matters are those matters that, in our professional judgment, were of most significance in our audit of the consolidated financial statements of the current period. These matters were addressed in the context of our audit of the consolidated financial statements as a whole, and in forming our opinion thereon, and we do not provide a separate opinion on these matters. In addition to the matters described in the Material Uncertainty Related to Going Concern section, we have determined matters described below to be key audit matters to be communicated in our report.

Key audit matters identified in our audit are summarised as follows:

- Impairment assessments of loan and interest receivables from and interest in an associate
- Impairment assessment of goodwill

Key Audit Matter	How our audit addressed the Key Audit Matter
<b><i>Impairment assessments of loan and interest receivables from and interest in an associate</i></b>	
Refer to Note 3.2(b) credit risk and Note 4(a) critical accounting estimates and judgments and Notes 20 and 23(d) to the Group's consolidated financial statements.	Our procedures in relation to testing management's impairment assessment of loan and interest receivables from this associate included obtaining an understanding of the management's internal control and assessment process of impairment assessment of loan and interest receivables from this associate and assessing the inherent risk of material misstatement by considering the degree of estimation uncertainty and level of other inherent risk factors such as complexity, subjectivity, changes and susceptibility to management bias or fraud.
The Group had loan and interest receivables from an associate, Sino Director Limited, of approximately HK\$1,077,803,000 and HK\$208,219,000 respectively, and interest in this associate of approximately HK\$201,025,000 as at 31 December 2023. The associate is loss making for the year.	

羅兵咸永道

致中油燃氣集團有限公司股東  
(於百慕達註冊成立之有限公司)

## 關鍵審計事項

關鍵審計事項是根據我們的專業判斷，認為對本期綜合財務報表的審計最為重要的事項。這些事項是在我們審計整體綜合財務報表及出具意見時進行處理的。我們不會對這些事項提供單獨的意見。除與持續經營有關的重大不確定性一節所述事項外，我們已確定下述事項為將在我們的報告中溝通的關鍵審計事項。

我們在審計中識別的關鍵審計事項概述如下：

- 應收一間聯營公司貸款及利息以及於該聯營公司的權益減值評估
- 商譽減值評估

關鍵審計事項	我們的審計如何處理關鍵審計事項
<b><i>應收一間聯營公司貸款及利息以及於該聯營公司的權益減值評估</i></b>	
參考 貴集團綜合財務報表附註3.2(b)信貸風險及附註4(a)重大會計估計及判斷以及附註20及23(d)。	我們測試管理層對應收該聯營公司貸款及利息減值評估的相關程序包括了解管理層對應收該聯營公司貸款及利息減值評估的內部監控及評估過程，並通過考慮估計不確定性程度及其他固有風險因素(如複雜性、主觀性、變動及是否易受管理層偏見或欺詐影響)水平評估重大錯報的固有風險。
於二零二三年十二月三十一日，貴集團應收一間聯營公司 Sino Director Limited 貸款及利息分別約為1,077,803,000港元及208,219,000港元以及於該聯營公司擁有的權益約為201,025,000港元。該聯營公司本年度錄得虧損。	

# Independent Auditor's Report

## 獨立核數師報告

(continued) (續)



To the Shareholders of China Oil And Gas Group Limited  
(incorporated in Bermuda with limited liability)

羅兵咸永道

致中油燃氣集團有限公司股東  
(於百慕達註冊成立之有限公司)

Key Audit Matter	How our audit addressed the Key Audit Matter	關鍵審計事項	我們的審計如何處理關鍵審計事項
<p>Management assessed the provision of expected credit loss of approximately HK\$125,271,000 against the loan and interest receivables from the associate. Management assessed the expected credit losses by applying discounted cash flow method and using several significant assumptions, including the distribution of expected cash flows of the receivables under multiple scenarios based on the associate's past repayment history, business model, current situations and forecasts of future conditions, the discount rates, and the related probability weight under multiple scenarios.</p> <p>Management assessed the recoverability of interest in the associate based on the recoverable amount of the associate's business valuation applying the value-in-use method. The key underlying assumptions were set out in Notes 4(a) and 20 to the Group's consolidated financial statements. Management made impairment provision on the Group's investment in the associate amounting to HK\$140,650,000.</p>	<p>We assessed the appropriateness of the expected credit loss applying discounted cash flow method of impairment assessment of loan and interest receivables from the associate and the reasonableness of key assumptions.</p> <p>We evaluated the rationale of management's assumptions of expected cash flow distribution in multiple scenarios, the discount rates used and the probability weight under different scenarios by discussing and challenging management's assessment on relevant qualitative factors and corroborating management's explanation to the underlying documents.</p> <p>Our procedures in relation to management's impairment assessment of interest in the associate included the evaluation of the appropriateness of valuation methodology and reasonableness of the key assumptions used with assistance of our internal valuation expert.</p>	<p>管理層就應收聯營公司貸款及利息評估預期信貸虧損撥備約125,271,000港元。管理層透過應用貼現現金流量法及使用若干重大假設評估預期信貸虧損，包括基於聯營公司過往還款記錄、業務模式、當前情況及未來狀況預測的多種情況下應收款項的預期現金流量分佈、貼現率及多種情況下的相關概率權重。</p> <p>根據使用價值法計算的聯營公司業務可收回金額估值，管理層對於聯營公司權益的可收回性進行評估。關鍵相關假設載於貴集團綜合財務報表附註4(a)及20。管理層就集團於聯營公司之投資作出減值撥備140,650,000港元。</p>	<p>我們評估應用貼現現金流量法對應收聯營公司貸款及利息進行減值評估的預期信貸虧損的適當性及主要假設的合理性。</p> <p>我們通過討論和質疑管理層對相關定性因素的評估並對照相關文件證實管理層的解釋，評價管理層對多個情景下預期現金流量分佈的假設、使用的貼現率以及不同情景下概率權重之合理性。</p> <p>我們與管理層對於聯營公司權益的減值評估相關的程序包括在內部估值專家的協助下對所採用的估值方法是否適當及關鍵假設是否合理進行評估。</p>



# Independent Auditor's Report 獨立核數師報告

(continued) (續)



To the Shareholders of China Oil And Gas Group Limited  
(incorporated in Bermuda with limited liability)

羅兵咸永道

致中油燃氣集團有限公司股東  
(於百慕達註冊成立之有限公司)

Key Audit Matter	How our audit addressed the Key Audit Matter
We focused on this area due to the magnitude of the loan and interest receivables from and interest in this associate. Moreover, significant judgments and estimates were involved in estimating the provision of expected credit loss for the loan and interest receivables, and recoverable amount of the interest in the associate.	We evaluated management's estimated commodity price growth rate by challenging management's rationale to support their projections. We researched the most up-to-date commodity price and performed independent market research on the commodity price growth that was in line with management's forecasts.
	We compared the future production profile against the registered production capacity.
	We evaluated the reasonableness of the discount rate, applied by benchmarking management's assumptions with those applied by comparable companies and industry forecasts.
	We physically inspected the site and discussed with local management to understand the current status of operation.
	We challenged management's sensitivity analysis in consideration of the potential impact of reasonably possible downside changes in these key assumptions.

關鍵審計事項	我們的審計如何處理關鍵審計事項
我們因應收該聯營公司貸款及利息及於該聯營公司擁有的權益金額甚巨而關注此領域。此外，估計應收貸款及利息之預期信貸虧損撥備以及於聯營公司權益之可收回金額時涉及重大判斷及估計。	通過對管理層用以支持其預測的基本原理提出質疑，我們對管理層的估計商品價格增長率進行評估。我們研究最近期的商品價格，並就與管理層預測相一致的商品價格增長進行獨立市場調研。
	我們將未來生產概況與已登記產能進行對比。
	通過將管理層的假設與可資比較公司及行業所採用預測進行比較，我們對所採用的貼現率之合理性進行評估。
	我們進行實地現場視察並與當地管理層討論，以了解當前營運狀況。
	我們就該等主要假設可能合理出現之不利變動之潛在影響，對管理層準備敏感度分析提出質疑。

# Independent Auditor's Report

## 獨立核數師報告

(continued) (續)



To the Shareholders of China Oil And Gas Group Limited  
(incorporated in Bermuda with limited liability)

羅兵咸永道

致中油燃氣集團有限公司股東  
(於百慕達註冊成立之有限公司)

Key Audit Matter	How our audit addressed the Key Audit Matter
<b>Impairment assessment of goodwill</b>	<p>We evaluated the competence, capability and objectivity of management's expert engaged in estimating the impairment of loan and interest receivables from and interest in associate.</p> <p>We found the management's judgments and assumptions used in the impairment assessments of loan and interest receivables from and interest in the associate were supported by the available evidence.</p>
<p>Refer to Note 4(b) critical accounting estimates and judgments and Note 19 to the Group's consolidated financial statements.</p> <p>The Group carried goodwill of approximately HK\$945,723,000 as at 31 December 2023, which was allocated to a group of cash generating units ("CGUs") relating to the sales and distribution of natural gas and other related products business ("Natural Gas Business") CGUs.</p>	<p>Our procedures in relation to testing management's impairment assessment of goodwill relating to the Natural Gas Business CGUs included obtaining an understanding of the management's internal control and assessment process of impairment assessment of goodwill and assessing the inherent risk of material misstatement by considering the degree of estimation uncertainty and level of other inherent risk factors such as complexity, subjectivity, changes and susceptibility to management bias or fraud.</p> <p>We evaluated the appropriateness of valuation methodology and reasonableness of the key assumptions used with assistance of our internal valuation expert.</p>

關鍵審計事項	我們的審計如何處理關鍵審計事項
<b>商譽減值評估</b>	<p>我們評估進行應收一間聯營公司貸款及利息以及於該聯營公司的權益減值評估估計的管理層專家的能力、才能及客觀性。</p> <p>我們發現，管理層在應收聯營公司貸款及利息以及於該聯營公司的權益減值評估中應用的判斷及假設獲現有證據支持。</p>
<p>參考 貴集團綜合財務報表附註4(b)重大會計估計及判斷以及附註19。</p> <p>於二零二三年十二月三十一日，貴集團錄得商譽約945,723,000港元。商譽分配至一組現金產生單位（「現金產生單位」），該組現金產生單位乃與銷售及分銷天然氣及其他相關產品業務（「天然氣業務」）現金產生單位有關。</p>	<p>我們測試管理層對天然氣業務現金產生單位商譽減值評估的相關程序包括了解管理層對商譽減值評估的內部監控及評估過程，並通過考慮估計不確定性程度及其他固有風險因素（如複雜性、主觀性、變動及是否易受管理層偏見及欺詐影響）水平評估重大錯報的固有風險。</p> <p>我們在內部估值專家的協助下對所採用的估值方法是否適當及關鍵假設是否合理進行評估。</p>

# Independent Auditor's Report 獨立核數師報告

(continued) (續)



To the Shareholders of China Oil And Gas Group Limited  
(incorporated in Bermuda with limited liability)

羅兵咸永道

致中油燃氣集團有限公司股東  
(於百慕達註冊成立之有限公司)

Key Audit Matter	How our audit addressed the Key Audit Matter	關鍵審計事項	我們的審計如何處理關鍵審計事項
<p>Management estimated the recoverable amount of the Natural Gas Business CGUs based on value-in-use calculations that applied the key assumptions and inputs set out in Note 19 to the Group's consolidated financial statements. Based on value-in-use calculations, management has concluded there was no impairment of the goodwill as at 31 December 2023.</p> <p>We focused on this area due to the magnitude of the goodwill balance and the significant judgments made by management in estimating the recoverable amount of the goodwill.</p>	<p>We challenged management on the estimated growth rate, expected changes to selling prices and direct costs assumptions and compared cash flows generated during the year ended 31 December 2023 with prior years' performance.</p> <p>We evaluated the reasonableness of the discount rate applied by benchmarking management's assumptions with those applied by comparable companies and industry forecasts. Furthermore, we evaluated the terminal growth rate with reference to the long term inflation rate.</p> <p>We challenged the management's sensitivity analysis in consideration of potential impact of reasonably downside changes in these key assumptions.</p> <p>We evaluated the competence, capability and objectivity of management's expert engaged in estimating the impairment of goodwill.</p> <p>We found the management's judgments and assumptions used in the impairment assessment of goodwill were supported by the available evidence.</p>	<p>管理層根據使用價值計算法對天然氣業務現金產生單位的可收回金額進行估計。該方法應用貴集團綜合財務報表附註19所載的重大假設及數據。根據使用價值計算，管理層已斷定，於二零二三年十二月三十一日概無任何商譽減值。</p> <p>我們因商譽結餘甚巨且管理層於對商譽的可收回金額進行估計時作出的重大判斷而關注此領域。</p>	<p>我們就估計增長率、預期售價變動及直接費用假設對管理層提出質疑，並將截至二零二三年十二月三十一日止年度產生之現金流量與上年表現進行對比。</p> <p>通過將管理層的假設與可資比較公司及行業所採用的相關假設及預測進行比較，我們對所採用的貼現率之合理性進行評估。另外，根據長期通脹率，我們對最終增長率進行評估。</p> <p>我們就該等主要假設合理出現之不利變動之潛在影響，對管理層準備敏感度分析提出質疑。</p> <p>我們評估進行商譽減值評估的管理層專家的能力、才能及客觀性。</p> <p>我們發現，管理層在商譽減值評估中應用的判斷及假設獲現有證據支持。</p>



# Independent Auditor's Report

## 獨立核數師報告

(continued) (續)



To the Shareholders of China Oil And Gas Group Limited  
(incorporated in Bermuda with limited liability)

### OTHER INFORMATION

The directors of the Company are responsible for the other information. The other information comprises all of the information included in China Oil And Gas Group Limited 2023 Annual Report (the "annual report") other than the consolidated financial statements and our auditor's report thereon. We have obtained some of the other information including Corporate Information, Chairman's Statement, Management Discussion and Analysis, Biographical Details of Directors, Report of the Directors, Corporate Governance Report and Five Year Financial Summary prior to the date of this auditor's report. The remaining other information, which is the Environmental, Social and Governance Report, is expected to be made available to us after that date.

Our opinion on the consolidated financial statements does not cover the other information and we do not and will not express any form of assurance conclusion thereon.

In connection with our audit of the consolidated financial statements, our responsibility is to read the other information identified above and, in doing so, consider whether the other information is materially inconsistent with the consolidated financial statements or our knowledge obtained in the audit, or otherwise appears to be materially misstated.

If, based on the work we have performed on the other information that we obtained prior to the date of this auditor's report, we conclude that there is a material misstatement of this other information, we are required to report that fact. We have nothing to report in this regard.

### 羅兵咸永道

致中油燃氣集團有限公司股東  
(於百慕達註冊成立之有限公司)

### 其他信息

貴公司董事須對其他信息負責。其他信息包括所有包含在中油燃氣集團有限公司2023年年報(「年報」)除綜合財務報表及我們的核數師報告外的信息。於本核數師報告日期之前，我們已取得若干其他信息，包括公司資料、主席報告、管理層討論及分析、董事履歷、董事報告書、企業管治報告及五年財務概要。餘下的其他信息，包括環境、社會及管治報告，將預期會在本核數師報告日後取得。

我們對綜合財務報表的意見並不涵蓋其他信息，我們既不也將不對該等其他信息發表任何形式的鑒證結論。

結合我們對綜合財務報表的審計，我們的責任是閱讀上述的其他信息，在此過程中，考慮其他信息是否與綜合財務報表或我們在審計過程中所了解的情況存在重大抵觸或者似乎存在重大錯誤陳述的情況。

基於我們對在本核數師報告日前取得的其他信息所執行的工作，如果我們認為其他信息存在重大錯誤陳述，我們需要報告該事實。在這方面，我們沒有任何報告。



# Independent Auditor's Report 獨立核數師報告

(continued) (續)



**To the Shareholders of China Oil And Gas Group Limited**  
(incorporated in Bermuda with limited liability)

When we read the remaining other information to be included in the annual report, if we conclude that there is a material misstatement therein, we are required to communicate the matter to Audit Committee and take appropriate action considering our legal rights and obligations.

## RESPONSIBILITIES OF DIRECTORS AND THE AUDIT COMMITTEE FOR THE CONSOLIDATED FINANCIAL STATEMENTS

The directors of the Company are responsible for the preparation of the consolidated financial statements that give a true and fair view in accordance with HKFRSs issued by the HKICPA and the disclosure requirements of the Hong Kong Companies Ordinance, and for such internal control as the directors determine is necessary to enable the preparation of consolidated financial statements that are free from material misstatement, whether due to fraud or error.

In preparing the consolidated financial statements, the directors are responsible for assessing the Group's ability to continue as a going concern, disclosing, as applicable, matters related to going concern and using the going concern basis of accounting unless the directors either intend to liquidate the Group or to cease operations, or have no realistic alternative but to do so.

The Audit Committee is responsible for overseeing the Group's financial reporting process.

羅兵咸永道

致中油燃氣集團有限公司股東  
(於百慕達註冊成立之有限公司)

當我們閱讀該等將包括在年報內餘下的其他信息後，如果我們認為其中存在重大錯誤陳述，我們需要將有關事項與董事溝通，並考慮我們的法律權利和義務後採取適當行動。

## 董事及審核委員會就綜合財務報表須承擔的責任

貴公司董事須負責根據香港會計師公會頒佈的《香港財務報告準則》及香港《公司條例》的披露規定擬備真實而中肯的綜合財務報表，並對其認為為使綜合財務報表的擬備不存在由於欺詐或錯誤而導致的重大錯誤陳述所需的內部控制負責。

在擬備綜合財務報表時，董事負責評估貴集團持續經營的能力，並在適用情況下披露與持續經營有關的事項，以及使用持續經營為會計基礎，除非董事有意將貴集團清盤或停止經營，或別無其他實際的替代方案。

審核委員會須負責監督貴集團的財務報告過程。





# Independent Auditor's Report

## 獨立核數師報告

(continued) (續)



To the Shareholders of China Oil And Gas Group Limited  
(incorporated in Bermuda with limited liability)

### AUDITOR'S RESPONSIBILITIES FOR THE AUDIT OF THE CONSOLIDATED FINANCIAL STATEMENTS

Our objectives are to obtain reasonable assurance about whether the consolidated financial statements as a whole are free from material misstatement, whether due to fraud or error, and to issue an auditor's report that includes our opinion. We report our opinion solely to you, as a body, in accordance with Section 90 of the Companies Act 1981 of Bermuda, and for no other purpose. We do not assume responsibility towards or accept liability to any other person for the contents of this report. Reasonable assurance is a high level of assurance, but is not a guarantee that an audit conducted in accordance with HKSA's will always detect a material misstatement when it exists. Misstatements can arise from fraud or error and are considered material if, individually or in the aggregate, they could reasonably be expected to influence the economic decisions of users taken on the basis of these consolidated financial statements.

As part of an audit in accordance with HKSA's, we exercise professional judgment and maintain professional scepticism throughout the audit. We also:

- Identify and assess the risks of material misstatement of the consolidated financial statements, whether due to fraud or error, design and perform audit procedures responsive to those risks, and obtain audit evidence that is sufficient and appropriate to provide a basis for our opinion. The risk of not detecting a material misstatement resulting from fraud is higher than for one resulting from error, as fraud may involve collusion, forgery, intentional omissions, misrepresentations, or the override of internal control.
- Obtain an understanding of internal control relevant to the audit in order to design audit procedures that are appropriate in the circumstances, but not for the purpose of expressing an opinion on the effectiveness of the Group's internal control.

羅兵咸永道

致中油燃氣集團有限公司股東  
(於百慕達註冊成立之有限公司)

### 核數師就審計綜合財務報表承擔 的責任

我們的目標，是對綜合財務報表整體是否存在由於欺詐或錯誤而導致的重大錯誤陳述取得合理保證，並出具包括我們意見的核數師報告。我們僅按照百慕達一九八一年《公司法》第90條向閣下（作為整體）報告我們的意見，除此之外本報告別無其他目的。我們不會就本報告的內容向任何其他人士負責或承擔任何責任。合理保證是高水平的保證，但不能保證按照《香港審計準則》進行的審計，在某一重大錯誤陳述存在時總能發現。錯誤陳述可以由欺詐或錯誤引起，如果合理預期它們單獨或匯總起來可能影響綜合財務報表使用者依賴綜合財務報表所作出的經濟決定，則有關的錯誤陳述可被視作重大。

在根據《香港審計準則》進行審計的過程中，我們運用了專業判斷，保持了專業懷疑態度。我們亦：

- 識別和評估由於欺詐或錯誤而導致綜合財務報表存在重大錯誤陳述的風險，設計及執行審計程序以應對這些風險，以及獲取充足和適當的審計憑證，作為我們意見的基礎。由於欺詐可能涉及串謀、偽造、蓄意遺漏、虛假陳述，或凌駕於內部控制之上，因此未能發現因欺詐而導致的重大錯誤陳述的風險高於未能發現因錯誤而導致的重大錯誤陳述的風險。
- 了解與審計相關的內部控制，以設計適當的審計程序，但目的並非對貴集團內部控制的有效性發表意見。

# Independent Auditor's Report 獨立核數師報告

(continued) (續)



**To the Shareholders of China Oil And Gas Group Limited**  
(incorporated in Bermuda with limited liability)

- Evaluate the appropriateness of accounting policies used and the reasonableness of accounting estimates and related disclosures made by the directors.
- Conclude on the appropriateness of the directors' use of the going concern basis of accounting and, based on the audit evidence obtained, whether a material uncertainty exists related to events or conditions that may cast significant doubt on the Group's ability to continue as a going concern. If we conclude that a material uncertainty exists, we are required to draw attention in our auditor's report to the related disclosures in the consolidated financial statements or, if such disclosures are inadequate, to modify our opinion. Our conclusions are based on the audit evidence obtained up to the date of our auditor's report. However, future events or conditions may cause the Group to cease to continue as a going concern.
- Evaluate the overall presentation, structure and content of the consolidated financial statements, including the disclosures, and whether the consolidated financial statements represent the underlying transactions and events in a manner that achieves fair presentation.
- Obtain sufficient appropriate audit evidence regarding the financial information of the entities or business activities within the Group to express an opinion on the consolidated financial statements. We are responsible for the direction, supervision and performance of the group audit. We remain solely responsible for our audit opinion.

We communicate with the Audit Committee regarding, among other matters, the planned scope and timing of the audit and significant audit findings, including any significant deficiencies in internal control that we identify during our audit.

We also provide the Audit Committee with a statement that we have complied with relevant ethical requirements regarding independence, and to communicate with them all relationships and other matters that may reasonably be thought to bear on our independence, and where applicable, actions taken to eliminate threats or safeguards applied.

羅兵咸永道

致中油燃氣集團有限公司股東  
(於百慕達註冊成立之有限公司)

- 評價董事所採用會計政策的恰當性及作出會計估計和相關披露的合理性。
- 對董事採用持續經營會計基礎的恰當性作出結論。根據所獲取的審計憑證，確定是否存在與事項或情況有關的重大不確定性，從而可能導致對貴集團的持續經營能力產生重大疑慮。如果我們認為存在重大不確定性，則有必要在核數師報告中提請使用者注意綜合財務報表中的相關披露。假若有關的披露不足，則我們應當發表非無保留意見。我們的結論是基於核數師報告日止所取得的審計憑證。然而，未來事項或情況可能導致貴集團不能持續經營。
- 評價綜合財務報表的整體列報方式、結構和內容，包括披露，以及綜合財務報表是否中肯反映交易和事項。
- 就貴集團內實體或業務活動的財務信息獲取充足、適當的審計憑證，以便對綜合財務報表發表意見。我們負責貴集團審計的方向、監督和執行。我們為審計意見承擔全部責任。

除其他事項外，我們與董事溝通了計劃的審計範圍、時間安排、重大審計發現等，包括我們在審計中識別出內部控制的任何重大缺陷。

我們還向董事提交聲明，說明我們已符合有關獨立性的相關專業道德要求，並與他們溝通有可能合理地被認為會影響我們獨立性的所有關係和其他事項，以及在適用的情況下，用以消除對獨立性產生威脅的行動或採取的防範措施。



# Independent Auditor's Report 獨立核數師報告

(continued) (續)



**To the Shareholders of China Oil And Gas Group Limited**  
(incorporated in Bermuda with limited liability)

From the matters communicated with the Audit Committee, we determine those matters that were of most significance in the audit of the consolidated financial statements of the current period and are therefore the key audit matters. We describe these matters in our auditor's report unless law or regulation precludes public disclosure about the matter or when, in extremely rare circumstances, we determine that a matter should not be communicated in our report because the adverse consequences of doing so would reasonably be expected to outweigh the public interest benefits of such communication.

The engagement partner on the audit resulting in this independent auditor's report is Pang Ho Yin.

**PricewaterhouseCoopers**  
Certified Public Accountants

Hong Kong, 25 April 2024

羅兵咸永道

致中油燃氣集團有限公司股東  
(於百慕達註冊成立之有限公司)

從與董事溝通的事項中，我們確定哪些事項對本期綜合財務報表的審計最為重要，因而構成關鍵審計事項。我們在核數師報告中描述這些事項，除非法律法規不允許公開披露這些事項，或在極端罕見的情況下，如果合理預期在我們報告中溝通某事項造成的負面後果超過產生的公眾利益，我們決定不應在報告中溝通該事項。

出具本獨立核數師報告的審計項目合夥人是彭浩賢。

羅兵咸永道會計師事務所  
執業會計師

香港，2024年4月25日

# Consolidated Statement of Comprehensive Income

## 綜合全面收益表

For the year ended 31 December 2023  
截至二零二三年十二月三十一日止年度

		Note 附註	2023 二零二三年 HK\$'000 千港元	2022 二零二二年 HK\$'000 千港元 (Restated) (經重列)
Revenue	營業額	5	18,527,804	17,296,675
Cost of sales	銷售成本	8	(16,556,680)	(15,175,877)
Gross profit	毛利		1,971,124	2,120,798
Other income	其他收入	6	61,640	42,065
Other gains, net	其他收益，淨額	7	2,384	42,315
Selling and distribution costs	銷售及分銷費用	8	(85,630)	(81,323)
Administrative expenses	行政開支	8	(703,656)	(507,603)
Net impairment losses on financial and contract assets	金融及合約資產的減值虧損淨額	3.2(b)	(201,111)	(11,709)
Reversal of impairment on oil and gas properties under property, plant and equipment	物業、廠房及設備項下油氣資產減值撥回	15	—	118,251
Operating profit	經營溢利	8	1,044,751	1,722,794
Net impairment losses on investment in an associate	投資於一間聯營公司的減值虧損淨額	20	(140,650)	—
Finance income	財務收入	9	214,654	247,024
Finance costs	財務費用	9	(432,757)	(453,051)
Share of profits of investments accounted for using the equity method, net	分佔使用權益法入賬之投資的溢利，淨額	20	34,541	59,734
Profit before taxation	除稅前溢利		720,539	1,576,501
Taxation	稅項	12	(340,385)	(388,688)
Profit for the year	年內溢利		380,154	1,187,813
Other comprehensive (loss)/income:	其他全面(虧損)/收益：			
<i>Items that may be reclassified to profit or loss</i>	<i>可重新分類至損益的項目</i>			
Currency translation differences	匯兌差額		(126,515)	(926,347)
Change in value of debt investments at fair value through other comprehensive income	按公平值計入其他全面收益之債務投資價值變動		(18,908)	(31,549)
<i>Item that will not be reclassified to profit or loss</i>	<i>將不會重新分類至損益的項目</i>			
Currency translation differences	匯兌差額		(128,085)	—
Change in value of equity investments at fair value through other comprehensive income	按公平值計入其他全面收益之股本投資價值變動		(15,095)	7,377

# Consolidated Statement of Comprehensive Income

## 綜合全面收益表

For the year ended 31 December 2023  
截至二零二三年十二月三十一日止年度  
(continued) (續)

	Note 附註	2023 二零二三年 HK\$'000 千港元	2022 二零二二年 HK\$'000 千港元 (Restated) (經重列)
Other comprehensive loss for the year, net of tax	年內其他全面虧損，扣除稅項	<b>(288,603)</b>	(950,519)
Total comprehensive income for the year	年內全面收益總額	<b>91,551</b>	237,294
(Loss)/profit attributable to:	應佔(虧損)/溢利：		
Owners of the Company	公司擁有人	<b>(232,496)</b>	730,144
Non-controlling interests	非控股權益	<b>612,650</b>	457,669
		<b>380,154</b>	1,187,813
Total comprehensive (loss)/income for the year attributable to:	年內應佔全面(虧損)/收益 總額：		
Owners of the Company	公司擁有人	<b>(393,014)</b>	73,886
Non-controlling interests	非控股權益	<b>484,565</b>	163,408
		<b>91,551</b>	237,294
(Loss)/earnings per share for (loss)/profit attributable to owners of the Company for the year	公司擁有人年內應佔(虧損) /溢利之每股(虧損)/ 盈利		
— Basic (HK cents)	— 基本(港仙)	<b>(4.7)</b>	14.9
— Diluted (HK cents)	— 攤薄(港仙)	<b>(4.7)</b>	14.9

The above consolidated statement of comprehensive income should be read in conjunction with the accompanying notes.

上述綜合全面收益表應與隨附附註一併閱覽。

# Consolidated Statement of Financial Position

## 綜合財務狀況表

As at 31 December 2023  
於二零二三年十二月三十一日

			31 December 2023 二零二三年 十二月三十一日 HK\$'000 千港元	31 December 2022 二零二二年 十二月三十一日 HK\$'000 千港元 (Restated) (經重列)	1 January 2022 二零二二年 一月一日 HK\$'000 千港元 (Restated) (經重列)
<b>Assets</b>	<b>資產</b>				
<b>Non-current assets</b>	<b>非流動資產</b>				
Investment properties	投資性房地產	18	131,602	—	—
Property, plant and equipment	物業、廠房及設備	15	10,126,358	10,230,445	10,232,467
Right-of-use assets	使用權資產	16	513,585	546,568	663,945
Exploration and evaluation assets	勘探及評估資產	17	107,484	107,069	115,027
Intangible assets	無形資產	19	1,018,138	1,042,460	1,038,669
Investments accounted for using the equity method	使用權益法入賬之投資	20	1,633,245	1,698,560	1,758,418
Financial assets at fair value through other comprehensive income ("FVOCI")	按公平值計入其他全面收益之金融資產 (「按公平值計入其他全面收益」)	21	186,007	232,288	289,795
Other non-current assets	其他非流動資產	23	1,243,673	1,456,592	1,183,053
Deferred tax assets	遞延稅項資產	29	45,176	12,534	14,698
			<b>15,005,268</b>	<b>15,326,516</b>	<b>15,296,072</b>
<b>Current assets</b>	<b>流動資產</b>				
Inventories	存貨	22	594,831	582,560	476,789
Contract assets, deposits, trade and other receivables	合約資產、按金、貿易及其他應收款項	23	1,988,960	1,843,352	2,335,615
Current tax recoverable	當期可收回稅項		6,106	5,972	6,334
Time deposits with maturity over three months	到期日為三個月以上的定期存款	24	1,150,475	621,500	979,660
Cash and cash equivalents	現金及現金等值項目	24	2,095,411	3,329,715	2,786,609
			<b>5,835,783</b>	<b>6,383,099</b>	<b>6,585,007</b>
<b>Total assets</b>	<b>總資產</b>		<b>20,841,051</b>	<b>21,709,615</b>	<b>21,881,079</b>
<b>Liabilities</b>	<b>負債</b>				
<b>Current liabilities</b>	<b>流動負債</b>				
Trade and other payables	貿易及其他應付款項	25	1,870,571	1,767,336	1,476,570
Contract liabilities	合約負債	26	2,899,198	2,950,910	3,156,067
Senior notes	優先票據	28	—	669,728	—
Short-term borrowings	短期借貸	27	3,664,790	3,859,986	1,345,142
Current tax payable	當期應付稅項		185,911	143,731	61,469
Lease liabilities	租賃負債	16	11,070	10,986	16,219
			<b>8,631,540</b>	<b>9,402,677</b>	<b>6,055,467</b>

# Consolidated Statement of Financial Position

## 綜合財務狀況表

As at 31 December 2023  
於二零二三年十二月三十一日  
(continued) (續)

		Note 附註	31 December 2023 二零二三年 十二月三十一日 HK\$'000 千港元	31 December 2022 二零二二年 十二月三十一日 HK\$'000 千港元 (Restated) (經重列)	1 January 2022 二零二二年 一月一日 HK\$'000 千港元 (Restated) (經重列)
<b>Non-current liabilities</b>	<b>非流動負債</b>				
Senior notes	優先票據	28	2,999,366	2,995,751	5,645,120
Long-term borrowings	長期借貸	27	1,047,541	875,727	1,729,667
Lease liabilities	租賃負債	16	28,442	40,646	58,747
Deferred tax liabilities	遞延稅項負債	29	427,319	402,531	315,331
Assets retirement obligation	資產報廢承擔	30	144,901	141,737	197,974
			<b>4,647,569</b>	<b>4,456,392</b>	<b>7,946,839</b>
<b>Total liabilities</b>	<b>總負債</b>		<b>13,279,109</b>	<b>13,859,069</b>	<b>14,002,306</b>
<b>Equity</b>	<b>權益</b>				
<b>Equity attributable to owners of the Company</b>	<b>公司擁有人應佔權益</b>				
Share capital	股本	31	56,368	56,368	57,670
Reserves	儲備		3,761,848	4,166,310	4,141,020
			<b>3,818,216</b>	<b>4,222,678</b>	<b>4,198,690</b>
Non-controlling interests	非控股權益		3,743,726	3,627,868	3,680,083
<b>Total equity</b>	<b>權益總額</b>		<b>7,561,942</b>	<b>7,850,546</b>	<b>7,878,773</b>
<b>Total equity and liabilities</b>	<b>權益及負債總額</b>		<b>20,841,051</b>	<b>21,709,615</b>	<b>21,881,079</b>

The above consolidated statement of financial position should be read in conjunction with the accompanying notes.

上述綜合財務狀況表應與隨附附註一併閱覽。

The financial statements on pages 75 to 237 were approved by the Board of Directors on 25 April 2024 and were signed on its behalf.

第75至237頁之財務報表已於二零二四年四月二十五日獲董事局批准並簽署。

Xu Tie-liang  
Director

Guan Yijun  
Director

許鈺良  
董事

關懿君  
董事

# Consolidated Statement of Changes in Equity

## 綜合權益變動表

For the year ended 31 December 2023  
截至二零二三年十二月三十一日止年度

Attributable to owners of the Company  
公司擁有人應佔

	Share capital	Share premium	Shares held for share award scheme	(Note) Other reserves	Exchange fluctuation reserve	Share-based compensation reserve	Retained profits	Total	Non-controlling interests	Total equity
	股本	股份溢價	為股份獎勵計劃所持股份	(附註) 其他儲備	匯兌波動儲備	為基礎的薪金儲備	保留溢利	總額	非控股權益	權益總額
	HK\$'000	HK\$'000	HK\$'000	HK\$'000	HK\$'000	HK\$'000	HK\$'000	HK\$'000	HK\$'000	HK\$'000
	千港元	千港元	千港元	千港元	千港元	千港元	千港元	千港元	千港元	千港元
<b>Balance at 1 January 2022, as previously reported</b>	57,670	13,208	(377,947)	1,345,955	(98,491)	11,241	3,839,796	4,791,432	4,027,578	8,819,010
Prior year adjustments (Note 2.4)	—	—	—	—	(6,947)	—	(585,795)	(592,742)	(347,495)	(940,237)
<b>Balance at 1 January 2022, as restated</b>	57,670	13,208	(377,947)	1,345,955	(105,438)	11,241	3,254,001	4,198,690	3,680,083	7,878,773
<b>Profit for the year as restated</b>	—	—	—	—	—	—	730,144	730,144	457,669	1,187,813
Other comprehensive income/(loss):										
Exchange differences on translating foreign operations (restated)	—	—	—	—	(632,086)	—	—	(632,086)	(294,261)	(926,347)
Changes in value of debt investments at fair value through other comprehensive income	—	—	—	(31,549)	—	—	—	(31,549)	—	(31,549)
Changes in value of equity investments at fair value through other comprehensive income	—	—	—	7,377	—	—	—	7,377	—	7,377
<b>Total comprehensive (loss)/income for the year (restated)</b>	—	—	—	(24,172)	(632,086)	—	730,144	73,886	163,408	237,294
Transfer of fair value loss on equity investments at fair value through other comprehensive income to retained profits upon disposal (net of tax)	—	—	—	(188)	—	—	188	—	—	—
Transfer of fair value loss on debt investments at fair value through other comprehensive income to profit or loss upon disposal (net of tax)	—	—	—	5,704	—	—	—	5,704	—	5,704
Share repurchases	(1,302)	—	—	(54,300)	—	—	—	(55,602)	—	(55,602)
Dividend paid to non-controlling interests	—	—	—	—	—	—	—	—	(200,647)	(200,647)
Reduction of share capital of subsidiaries	—	—	—	—	—	—	—	—	(14,976)	(14,976)
<b>Balance at 31 December 2022, as restated</b>	56,368	13,208	(377,947)	1,272,999	(737,524)	11,241	3,984,333	4,222,678	3,627,868	7,850,546



# Consolidated Statement of Changes in Equity

## 綜合權益變動表

For the year ended 31 December 2023

截至二零二三年十二月三十一日止年度

(continued) (續)

		Attributable to owners of the Company 公司擁有人應佔									
		Share capital	Share premium	Shares held for share award scheme	(Note) Other reserves	Exchange fluctuation reserve	Share-based compensation reserve	Retained profits	Total	Non-controlling interests	Total equity
		股本	股份溢價	為股份獎勵計劃所持股份	(附註) 其他儲備	匯兌波動儲備	為基礎的薪金儲備	保留溢利	總額	非控股權益	權益總額
		HK\$'000	HK\$'000	HK\$'000	HK\$'000	HK\$'000	HK\$'000	HK\$'000	HK\$'000	HK\$'000	HK\$'000
		千港元	千港元	千港元	千港元	千港元	千港元	千港元	千港元	千港元	千港元
Balance at 1 January 2023, as previously reported	於二零二三年一月一日的結餘，先前報告	56,368	13,208	(377,947)	1,272,999	(759,780)	11,241	4,758,856	4,974,945	4,004,905	8,979,850
Prior year adjustments (Note 2.4)	過往年度調整(附註2.4)	—	—	—	—	22,256	—	(774,523)	(752,267)	(377,037)	(1,129,304)
Balance at 1 January 2023, as restated	於二零二三年一月一日的結餘，經重列	56,368	13,208	(377,947)	1,272,999	(737,524)	11,241	3,984,333	4,222,678	3,627,868	7,850,546
Profit for the year	年內溢利	—	—	—	—	—	—	(232,496)	(232,496)	612,650	380,154
Other comprehensive loss	其他全面虧損	—	—	—	—	—	—	—	—	—	—
Exchange differences on translating foreign operations (restated)	因換算海外業務而產生之匯兌差額(經重列)	—	—	—	—	(126,515)	—	—	(126,515)	(128,085)	(254,600)
Changes in value of debt investments at fair value through other comprehensive income	按公平值計入其他全面收益之債務投資價值變動	—	—	—	(18,908)	—	—	—	(18,908)	—	(18,908)
Changes in value of equity investments at fair value through other comprehensive income	按公平值計入其他全面收益之股本投資價值變動	—	—	—	(15,095)	—	—	—	(15,095)	—	(15,095)
<b>Total comprehensive (loss)/income for the year</b>	<b>年內全面(虧損)/收益總額</b>	<b>—</b>	<b>—</b>	<b>—</b>	<b>(34,003)</b>	<b>(126,515)</b>	<b>—</b>	<b>(232,496)</b>	<b>(393,014)</b>	<b>484,565</b>	<b>91,551</b>
Transfer of fair value loss on equity investments at fair value through other comprehensive income to retained profits upon disposal (net of tax)	於出售後轉撥按公平值計入其他全面收益之股本投資公平值虧損至保留溢利(扣除稅項)	—	—	—	7,284	—	—	(7,284)	—	—	—
Transfer of fair value loss on debt investments at fair value through other comprehensive income to profit or loss upon disposal (net of tax)	於出售後轉撥按公平值計入其他全面收益之債務投資公平值虧損至損益(扣除稅項)	—	—	—	1,527	—	—	—	1,527	—	1,527
Deregistration of a subsidiary	註銷註冊一間附屬公司	—	—	—	—	—	—	—	—	(1,164)	(1,164)
Dividend paid to non-controlling interests	支付股息予非控股權益	—	—	—	—	—	—	—	—	(376,809)	(376,809)
Changes in the ownership interests in subsidiaries that do not result in a loss of control	未致控制權喪失之附屬公司所有權權益變動	—	—	—	(12,975)	—	—	—	(12,975)	9,266	(3,709)
<b>At 31 December 2023</b>	<b>於二零二三年十二月三十一日</b>	<b>56,368</b>	<b>13,208</b>	<b>(377,947)</b>	<b>1,234,832</b>	<b>(864,039)</b>	<b>11,241</b>	<b>3,744,553</b>	<b>3,818,216</b>	<b>3,743,726</b>	<b>7,561,942</b>

Note:

As at 31 December 2023, other reserves mainly comprise deficit of capital and other reserve amounting to negative HK\$172,869,000 (2022: negative HK\$124,702,000) and contribution surplus amounting to HK\$1,397,701,000 (2022: HK\$1,397,701,000).

附註：

於二零二三年十二月三十一日，其他儲備主要包括資本虧蝕及其他儲備負172,869,000港元(二零二二年：負124,702,000港元)及繳入盈餘1,397,701,000港元(二零二二年：1,397,701,000港元)。

The above consolidated statement of changes in equity should be read in conjunction with the accompanying notes.

上述綜合權益變動表應與隨附附註一併閱讀。

# Consolidated Statement of Cash Flows

## 綜合現金流量表

For the year ended 31 December 2023  
截至二零二三年十二月三十一日止年度

	Note	2023 二零二三年 HK\$'000 千港元	2022 二零二二年 HK\$'000 千港元 (Restated) (經重列)
	附註		
Cash flows from operating activities			
Profit for the year		380,154	1,187,813
Adjustments for:			
Taxation	12	340,385	388,688
Finance costs	9	432,757	453,051
Finance income	9	(214,654)	(247,024)
Share of profit of investments accounted for using the equity method, net	20	(34,541)	(59,734)
Dividend income from equity investments at FVOCI			
	6	(2,172)	—
Amortisation of intangible assets	19	8,722	9,761
Depreciation and depletion of property, plant and equipment	15	690,986	739,298
Depreciation of right-of-use assets	16	24,288	23,194
Depreciation of investment properties	18	4,002	—
Reversal of impairment on oil and gas properties under property, plant and equipment	15	—	(118,251)
Net impairment losses on financial and contract assets	3.2(b)	201,111	11,709
Net impairment losses on investment in an associate	20	140,650	—
Other gains, net	7	(2,384)	(42,315)
Written off of exploration and evaluation assets	17	2,935	3,665
Provision for assets retirement obligation	30	6,003	7,636
Financial guarantee income	6	(7,877)	—
		1,970,365	2,357,491
Changes in working capital:			
Inventories		(17,425)	(115,584)
Contract assets, deposits, trade and other receivables		(85,510)	656,131
Trade and other payables		113,167	282,711
Contract liabilities		(25,598)	(101,679)
Cash generated from operations		1,954,999	3,079,070
Taxation paid		(327,503)	(221,064)
Net cash generated from operating activities		1,627,496	2,858,006

# Consolidated Statement of Cash Flows

## 綜合現金流量表

For the year ended 31 December 2023

截至二零二三年十二月三十一日止年度

(continued) (續)

	Note	2023 二零二三年 HK\$'000 千港元	2022 二零二二年 HK\$'000 千港元 (Restated) (經重列)
Cash flows from investing activities			
Interest received		128,048	307,562
Dividend received		6,073	—
Purchases of property, plant and equipment, exploration and evaluation assets and prepaid construction costs		(906,879)	(1,454,126)
Purchase of land use rights		(24,999)	—
Proceeds from disposal of property, plant and equipment		15,568	154,906
Proceeds from disposal of land use rights		14,226	—
Purchases of other intangible assets	19	(12,744)	(44,460)
Purchases of financial assets at fair value through other comprehensive income		—	(11,722)
Proceeds from disposal of financial assets at FVOCI		10,959	45,376
Disposal of an associate	20	13,764	—
Investments in associates	20	(99,000)	(5,850)
(Increase)/decrease in time deposits with maturity over three months		(550,433)	326,040
Financial guarantee income received	6	7,877	—
Site restoration expenditure		(6,426)	(4,355)
Net cash used in investing activities		(1,403,966)	(686,629)

# Consolidated Statement of Cash Flows

## 綜合現金流量表

For the year ended 31 December 2023  
截至二零二三年十二月三十一日止年度  
(continued) (續)

		Note	2023 二零二三年 HK\$'000 千港元	2022 二零二二年 HK\$'000 千港元 (Restated) (經重列)
Cash flows from financing activities	融資活動現金流量			
Interest paid	已付利息		(375,231)	(404,221)
New borrowings raised	新籌集借貸		3,865,855	3,653,876
Redemption of senior notes	贖回優先票據	28	—	(1,937,500)
Repurchase of senior notes	購回優先票據	28	—	(106,508)
Repayment of senior notes	償還優先票據	28	(668,495)	—
Repayments of borrowings	償還借貸		(3,838,174)	(2,343,629)
Share repurchases	股份購回		—	(55,602)
Dividend paid to non-controlling interests	支付股息予非控股權益		(376,809)	(200,647)
Principal elements of lease payments	租賃付款本金部分		(13,744)	(23,317)
Net cash used in financing activities	融資活動所用現金淨額	32	(1,406,598)	(1,417,548)
Net (decrease)/increase in cash and cash equivalents	現金及現金等值項目 (減少)/增加淨額		(1,183,068)	753,829
Cash and cash equivalents at 1 January	於一月一日之現金及 現金等值項目		3,329,715	2,786,609
Effect of foreign exchange rate changes	匯率變動影響		(51,236)	(210,723)
Cash and cash equivalents at 31 December	於十二月三十一日之 現金及現金等值項目	24	2,095,411	3,329,715

The above consolidated statement of cash flows should be read in conjunction with the accompanying notes.

上述綜合現金流量表應與隨附附註一併閱讀。



# Notes to the Consolidated Financial Statements

## 綜合財務報表附註

### 1 GENERAL INFORMATION

China Oil And Gas Group Limited (the “Company”) is incorporated in Bermuda as an exempted company with limited liability and its shares are listed on The Stock Exchange of Hong Kong Limited (the “Stock Exchange”). The address of its registered office is at Clarendon House, 2 Church Street, Hamilton HM 11, Bermuda. The address of its principal place of business is at Suite 2805, 28th Floor, Sino Plaza, 255–257 Gloucester Road, Causeway Bay, Hong Kong. The Company is an investment holding company. Its subsidiaries are principally engaging in investment in energy related business in various regions in the People’s Republic of China (“PRC”) and West Central Alberta, Canada, including but not limited to 1) piped city gas business, pipeline design and construction; 2) transportation, distribution and sales of compressed natural gas (“CNG”) and liquefied natural gas (“LNG”); 3) development, production and sale of oil and gas and other upstream production and sales of coal-derived clean energy and other related products; and 4) comprehensive energy and customer value-added services. The Company and its subsidiaries are collectively referred to as the “Group”.

These financial statements are presented in Hong Kong dollars, unless otherwise stated.

### 2 BASIS OF PREPARATION

The consolidated financial statements of the Company have been prepared in accordance with Hong Kong Financial Reporting Standards (“HKFRS”) and disclosure requirements of the Hong Kong Companies Ordinance Cap. 622. The consolidated financial statements have been prepared under the historical cost convention, as modified by the revaluation of certain financial assets at fair value through other comprehensive income, which are carried at fair value.

The preparation of financial statements in conformity with HKFRS requires the use of certain critical accounting estimates. It also requires management to exercise its judgement in the process of applying the Group’s accounting policies. The areas involving a higher degree of judgment or complexity, or areas where assumptions and estimates are significant to the consolidated financial statements are disclosed in Note 4.

### 1 一般資料

中油燃氣集團有限公司（「公司」）為於百慕達註冊成立之獲豁免有限公司，而其股份在香港聯合交易所有限公司（「聯交所」）上市。註冊辦事處位於 Clarendon House, 2 Church Street, Hamilton HM 11, Bermuda。主要營業地點之地址為香港銅鑼灣告士打道255–257號信和廣場28樓2805室。公司為一間投資控股公司。其附屬公司主要於中華人民共和國（「中國」）及加拿大阿爾伯塔省中西部多個地區從事能源相關業務之投資，包括但不限於1) 進行城市管道燃氣營運、管道設計及建造；2) 壓縮天然氣（「CNG」）及液化天然氣（「LNG」）之運輸、分銷及銷售；3) 石油、天然氣及其他上游產品的開發、生產及銷售，以及煤基清潔能源及其他相關產品的銷售；及4) 綜合能源及客戶增值服務。公司及其附屬公司統稱為「集團」。

除非另有說明，否則該等財務報表以港元呈列。

### 2 編製基準

公司之綜合財務報表乃依據香港財務報告準則（「香港財務報告準則」）及香港法例第622章香港公司條例的披露規定而編製。綜合財務報表乃依據歷史成本慣例而編製，並經重估以公平值列賬之若干按公平值計入其他全面收益之金融資產後作出修訂。

編製符合香港財務報告準則之財務報表要求使用若干關鍵會計估計。其亦要求管理層於應用集團之會計政策時行使其判斷。涉及高度的判斷或複雜性的範疇，或涉及對綜合財務報表作出重大假設和估計的範疇於附註4中披露。

# Notes to the Consolidated Financial Statements

## 綜合財務報表附註

(continued) (續)

## 2 BASIS OF PREPARATION (Continued)

### 2.1 Going concern

As at 31 December 2023, the Group had net current liabilities of HK\$2,795,757,000, which included short-term borrowings amounting to HK\$3,664,790,000.

The Group's short-term borrowings included a 364-day syndicated bridge loan facilities ("Bridge Loan Facilities") of US\$300 million which will mature on the date falling 364 days after the first utilization date of the facilities being drawn down, i.e. being 16 December 2024. The Bridge Loan Facilities are subject to certain financial and non-financial undertaking, including but not limited to the undertaking that the trading of shares of the Company on the Stock Exchange is not suspended for more than 14 consecutive trading days. The Company's shares have been suspended for trading since 2 April 2024.

The above condition indicated the existence of a material uncertainty with respect to going concern.

In view of such circumstances, the directors of the Company (the "Directors") have given careful consideration to the future liquidity and operating performance of the Group and its available sources of financing to assess whether the Group will have sufficient financial resources to fulfil its financial obligations to continue as a going concern. The plans and measures have been taken to mitigate the liquidity pressure and to improve its financial position, including but not limited to the following:

- (i) The Group has obtained a syndicated term loan facility of US\$235 million ("Syndicated Loan Facilities") for 36 months from the date of first utilization date of the Syndicated Loan Facilities and the due date is extendable to the date falling 60 months after the first utilization date. The Bridge Loan Facilities is obtained to meet the Company's financial needs before fulfilment of all conditions precedent for the drawdown of the Syndicated Loan Facilities. The Group also received commitment letters from certain lenders to join the Syndicated Loan Facilities for a further amount of US\$95 million (subject to satisfaction of certain conditions) after the year end date. The Directors believe that conditions are all administrative and the Group will be able to refinance the Bridge Loan Facilities with the Syndicated Loan Facilities on or before the maturity of the Bridge Loan Facilities.

## 2 編製基準 (續)

### 2.1 持續經營

於二零二三年十二月三十一日，集團流動負債淨額為2,795,757,000港元，包括短期借款3,664,790,000港元。

集團的短期借款包括300百萬美元364日銀團過渡性貸款融資（「過渡性貸款融資」），將於融資首次動用日期後364日（即二零二四年十二月十六日）到期。過渡性貸款融資須受若干財務及非財務承諾所規限，包括但不限於公司股份於聯交所暫停買賣不超過連續14個交易日的承諾。公司股份自二零二四年四月二日起暫停買賣。

上述情況表明存在有關持續經營的重大不確定性。

有鑑於該等情況，公司董事（「董事」）已審慎考慮集團的未來流動資金及經營表現及其可用融資來源，以評估集團是否有足夠財務資源履行其財務責任以持續經營。為減輕流動資金壓力及改善其財務狀況，已採取的計劃及措施包括但不限於以下各項：

- (i) 集團已獲得235百萬美元的銀團定期貸款融資（「銀團貸款融資」），由銀團貸款融資首次動用日期起計36個月，到期日可申請延長至首次動用日期後60個月當日。於滿足提取銀團貸款融資的所有先決條件之前，已獲得過渡性貸款融資以滿足公司的財務需求。集團亦收到若干貸款人於年結日後加入銀團貸款融資的承諾書，額外提供金額95百萬美元（須達成若干條件）。董事相信，所有條件均屬行政性質，而集團將能夠於過渡性貸款融資到期時或之前以銀團貸款融資為過渡性貸款融資再融資。



# Notes to the Consolidated Financial Statements

## 綜合財務報表附註

(continued) (續)

## 2 BASIS OF PREPARATION (Continued)

### 2.1 Going concern (Continued)

- (ii) The Bridge Loan Facilities and the Syndicated Loan Facilities are subject to the same financial and non-financial undertaking, including but not limited to undertaking that the trading of shares of the Company on the Stock Exchange is not suspended for more than 14 consecutive trading days. The Group has obtained a waiver on 22 April 2024 from the lenders of the Bridge Loan Facilities and the Syndicated Loan Facilities to allow the trading of shares of the Company on the Stock Exchange is not suspended for more than 20 consecutive trading days. The Directors consider that the Group will be able to fulfil the requirement under the Rules Governing the Listing of Securities on the Stock Exchange (the “Listing Rules”) and resume the trading of its shares within the grace period.

The Directors have reviewed the Group’s cash flow projections, which cover not less than twelve months from 31 December 2023. In the opinion of the Directors, in light of the above and taking into account the anticipated cash flows to be generated from the Group’s operations as well as the above plans and measures, the Group will have sufficient financial resources to satisfy its future working capital requirements as and when they fall due in the coming twelve months from 31 December 2023. Accordingly, the Directors consider that it is appropriate to prepare the consolidated financial statements on a going concern basis.

Notwithstanding the above, a material uncertainty exists as to whether the Group is able to achieve its plans and measures as described in (i) and (ii) above. Whether the Group will be able to continue as going concern depends on: (i) fulfilment of all conditions precedent for the drawdown of the Syndicated Loan Facilities; (ii) will be able to resume the trading of its shares within the grace period.

Should the Group be unable to achieve the above plans and measures such that it would not be able to operate as a going concern, adjustments would have to be made to write down the carrying values of the Group’s assets to their recoverable amounts, to provide for further financial liabilities which might arise, and to reclassify non-current assets and non-current liabilities as current assets and current liabilities, respectively. The effect of these adjustments has not been reflected in these consolidated financial statements.

## 2 編製基準 (續)

### 2.1 持續經營 (續)

- (ii) 過渡性貸款融資及銀團貸款融資須受相同的財務及非財務承諾所規限，包括但不限於公司股份於聯交所暫停買賣不超過連續14個交易日的承諾。集團已於二零二四年四月二十二日從過渡性貸款融資及銀團貸款融資的貸款人取得豁免，容許公司股份不會於聯交所暫停買賣超過20個連續交易日。董事認為，集團將能夠符合聯交所證券上市規則（「上市規則」）的規定，並於寬限期內恢復其股份買賣。

董事已審閱集團自二零二三年十二月三十一日起不少於十二個月的現金流量預測。董事認為，鑒於上述情況，並考慮到集團營運將產生的預期現金流量以及上述計劃及措施，集團將有足夠財務資源應付自二零二三年十二月三十一日起未來十二個月到期的未來營運資金需求。因此，董事認為按持續經營基準編製綜合財務報表乃屬恰當。

儘管如此，集團能否實現上文(i)及(ii)所述的計劃及措施仍存在重大不確定性。集團能否持續經營取決於：(i)滿足提取銀團貸款融資的所有先決條件；(ii)能夠於寬限期內恢復其股份買賣。

倘若集團未能實現上述計劃及措施，以致無法持續經營，則須作出調整，將集團資產的賬面值撇減至其可收回金額，就可能產生的進一步金融負債作出撥備，並將非流動資產及非流動負債分別重新分類為流動資產及流動負債。該等調整的影響並未於該等綜合財務報表中反映。

# Notes to the Consolidated Financial Statements

## 綜合財務報表附註

(continued) (續)

## 2 BASIS OF PREPARATION (Continued)

### 2.2 Changes in accounting policy and disclosures

The Group has adopted the following amendments to standards and accounting guideline which are relevant to the Group's operations and are mandatory for the financial year beginning on or after 1 January 2023:

Amendments to HKAS 1 and HKFRS Practice Statement 2	Disclosure of Accounting Policies
HKAS 8 (Amendments) HKAS 12 (Amendments)	Definition of Accounting Estimates Deferred Tax related to Assets and Liabilities arising from a Single Transaction
HKFRS 17	Insurance Contracts
HKAS 12 (Amendments)	International Tax Reform — Pillar Two Model Rules

The amendments to standards and accounting guideline listed above did not have any impact on the amounts recognised in prior periods and are not expected to significantly affect the current or future periods.

## 2 編製基準 (續)

### 2.2 會計政策及披露的變動

集團已採納下列與集團的經營有關及於二零二三年一月一日或之後的財政年度強制執行的準則修訂本及會計指引：

香港會計準則第1號 及香港財務報告 準則實務報告第 2號 (修訂本)	會計政策的披露
香港會計準則第8號 (修訂本)	會計估計的定義
香港會計準則 第12號 (修訂本)	單一交易產生的資產 及負債相關遞延稅 項
香港財務報告準則 第17號	保險合約
香港會計準則 第12號 (修訂本)	國際稅收改革—支柱 二立法模版

上述所列的準則修訂本及會計指引對過往期間確認的金額沒有任何影響，並且預計不會對當期或未來期間產生重大影響。



# Notes to the Consolidated Financial Statements

## 綜合財務報表附註

(continued) (續)

### 2 BASIS OF PREPARATION (Continued)

#### 2.3 New standard and amendments to standards not yet adopted

The following are new standard and amendments to standards that have been issued but are not effective for the financial year beginning 1 January 2024 and have not been early adopted.

HKAS 1 (Amendments) 香港會計準則第1號(修訂本)	Classification of Liabilities as Current or Non-current 將負債分類為流動或非流動	1 January 2024 二零二四年一月一日
HKAS 1 (Amendments) 香港會計準則第1號(修訂本)	Non-current liabilities with covenants 附帶契諾的非流動負債	1 January 2024 二零二四年一月一日
HKFRS 7 and HKAS 7 (Amendments) 香港財務報告準則第7號及香港會計準則第7號(修訂本)	Supplier finance arrangements 供應商融資安排	1 January 2024 二零二四年一月一日
HKFRS 16 (Amendments) 香港財務報告準則第16號(修訂本)	Lease Liability in a Sale and Leaseback 售後租回之租賃負債	1 January 2024 二零二四年一月一日
HKAS 21 (Amendments) 香港會計準則第21號(修訂本)	Lack of Exchangeability 缺乏可兌換性	1 January 2025 二零二五年一月一日
HK Int 5 (Revised)	Hong Kong Interpretation 5 (Revised) Presentation of Financial Statements-Classification by the Borrower of a Term Loan that Contains a Repayment on Demand Clause	1 January 2024
香港詮釋第5號(經修訂)	香港詮釋第5號(經修訂)財務報表的呈列—載有按要求還款條款的定期貸款的借款人分類	二零二四年一月一日
HKFRS 10 and HKAS 28 (Amendments) 香港財務報告準則第10號及香港會計準則第28號(修訂本)	Sale or Contribution of Assets between an Investor and its Associate or Joint Venture 投資者與其聯營公司或合營企業之間的資產出售或注資	To be determined 待定

The Group will apply the above new and amended standards and interpretation when they become effective. The directors of the Company assess that the adoption of the new standard and amendments to standards is not expected to have any significant impact on the results and the financial position of the Group.

### 2 編製基準 (續)

#### 2.3 尚未採納之新準則及準則的修訂本

以下新準則及準則的修訂本已頒佈但尚未於二零二四年一月一日開始之財政年度生效且並無提早採納。

Effective for accounting year beginning on or after  
於自以下日期或其後開始的會計年度生效

集團將於上述新訂及經修訂準則及詮釋生效時應用。公司董事評定，預期採納新準則及準則修訂本不會對集團的業績及財務狀況產生任何重大影響。

# Notes to the Consolidated Financial Statements

## 綜合財務報表附註

(continued) (續)

## 2 BASIS OF PREPARATION (Continued)

### 2.4 Prior year adjustments and restatement

In preparation for the consolidated financial statements of the Group for the year ended 31 December 2023, the management noted certain misstatements in prior years. The management has corrected these misstatements to the consolidated financial statements as at 1 January 2022 and 31 December 2022 and for the year then ended.

#### Revenue and cost recognition

The adjustments were caused by correction of erroneous entries in overtime recognition of the gas pipeline connection and constructions services income, parameters in computation of construction costs.

#### Interest capitalisation adjustments

The error was caused by misunderstanding of the accounting policy for qualifying assets of the interest capitalisation.

For the above prior year adjustments and restatement, the Group has enhanced its accounting manual and provided trainings to the relevant personnels in order to refrain from the occurrence of same type of errors in the future.

## 2 編製基準 (續)

### 2.4 過往年度調整及重列

於編製集團截至二零二三年十二月三十一日止年度的綜合財務報表時，管理層注意到過往年度的若干錯誤呈報。管理層已於二零二二年一月一日及二零二二年十二月三十一日及截至該日止年度的綜合財務報表中糾正該等錯誤呈報。

#### 收入及成本確認

該等調整乃由更正超時確認燃氣管道建造及接駁服務收入時的錯誤條目及計算建造成本時的參數引起。

#### 利息資本化調整

該差錯乃由於誤解合資格資產利息資本化的會計政策所致。

有關上述過往年度作出的調整及重列，集團已完善會計手冊並為相關人員提供培訓，以防止日後出現此類差錯。

# Notes to the Consolidated Financial Statements

## 綜合財務報表附註

(continued) (續)

### 2 BASIS OF PREPARATION (Continued)

#### 2.4 Prior year adjustments and restatement (Continued)

The effects of the restatements on the Group's consolidated statement of comprehensive income for the year ended 31 December 2022 are summarised as follows:

		Prior year adjustments 過往年度調整			
		As previously reported	Revenue and cost recognition	Interest capitalisation	Restated
		先前報告 HK\$'000 千港元	收入及 成本確認 HK\$'000 千港元	利息資本化 HK\$'000 千港元	經重列 HK\$'000 千港元
Revenue	收入	17,420,512	(123,837)	—	17,296,675
Cost of sales	銷售成本	(15,174,805)	6,968	(8,040)	(15,175,877)
Finance costs	財務費用	(325,712)	—	(127,339)	(453,051)
<b>Profit before taxation</b>	<b>除稅前溢利</b>	<b>1,828,749</b>	<b>(116,869)</b>	<b>(135,379)</b>	<b>1,576,501</b>
Taxation	稅項	(422,663)	31,965	2,010	(388,688)
<b>Profit for the year</b>	<b>年內溢利</b>	<b>1,406,086</b>	<b>(84,904)</b>	<b>(133,369)</b>	<b>1,187,813</b>
Other comprehensive (loss)/income:	其他全面(虧損)/收益:				
Currency translation differences	匯兌差額	(955,550)	29,203	—	(926,347)
Other comprehensive (loss)/income for the year, net of tax	年內其他全面(虧損)/ 收益, 扣除稅項	(979,722)	29,203	—	(950,519)
Total comprehensive income for the year	年內全面收益總額	426,364	(55,701)	(133,369)	237,294

### 2 編製基準 (續)

#### 2.4 過往年度調整及重列 (續)

重列對集團截至二零二二年十二月三十一日止年度的綜合全面收益表的影響概述如下：

# Notes to the Consolidated Financial Statements

## 綜合財務報表附註

(continued) (續)

### 2 BASIS OF PREPARATION (Continued)

#### 2.4 Prior year adjustments and restatement (Continued)

		Prior year adjustments 過往年度調整			
		As previously reported	Revenue and cost recognition	Interest capitalisation	Restated
		先前報告 HK\$'000 千港元	收入及 成本確認 HK\$'000 千港元	利息資本化 HK\$'000 千港元	經重列 HK\$'000 千港元
Profit attributable to:	應佔溢利：				
Owners of the Company	公司擁有人	918,875	(58,911)	(129,820)	730,144
Non-controlling interests	非控股權益	487,211	(25,993)	(3,549)	457,669
		<u>1,406,086</u>	<u>(84,904)</u>	<u>(133,369)</u>	<u>1,187,813</u>
Total comprehensive income for the year attributable to:	年內應佔全面收益總額：				
Owners of the Company	公司擁有人	233,414	(29,708)	(129,820)	73,886
Non-controlling interests	非控股權益	192,950	(25,993)	(3,549)	163,408
		<u>426,364</u>	<u>(55,701)</u>	<u>(133,369)</u>	<u>237,294</u>
Earnings per share for profit attributable to owners of the Company for the year	公司擁有人年內應佔溢利之每股盈利				
— Basic (HK cents)	— 基本 (港仙)	18.7	(1.2)	(2.6)	14.9
— Diluted (HK cents)	— 攤薄 (港仙)	18.7	(1.2)	(2.6)	14.9

# Notes to the Consolidated Financial Statements

## 綜合財務報表附註

(continued) (續)

### 2 BASIS OF PREPARATION (Continued)

#### 2.4 Prior year adjustments and restatement (Continued)

The effects of the restatements on the Group's consolidated statement of financial position as at 31 December 2022 are summarised as follows:

		As previously reported	Prior year adjustments		Restated
			Revenue and cost recognition	Interest capitalisation	
		先前報告 HK\$'000 千港元	收入及 成本確認 HK\$'000 千港元	利息資本化 HK\$'000 千港元	經重列 HK\$'000 千港元
Property, plant and equipment	物業、廠房及設備	10,856,439	35,443	(661,437)	10,230,445
Deferred tax assets	遞延稅項資產	647	—	11,887	12,534
Inventories	存貨	600,240	(17,680)	—	582,560
Contract assets, deposits, trade and other receivables	合約資產、按金、貿易及其他應收款項	2,449,643	(606,291)	—	1,843,352
<b>Total assets</b>	<b>總資產</b>	<b>22,947,693</b>	<b>(588,528)</b>	<b>(649,550)</b>	<b>21,709,615</b>
Trade and other payables	貿易及其他應付款項	1,784,790	(17,454)	—	1,767,336
Contract liabilities	合約負債	2,892,691	58,219	—	2,950,910
Current tax payable	當期應付稅項	293,270	(149,539)	—	143,731
<b>Total liabilities</b>	<b>負債總額</b>	<b>13,967,843</b>	<b>(108,774)</b>	<b>—</b>	<b>13,859,069</b>
Reserves	儲備	4,918,577	(289,353)	(462,914)	4,166,310
Non-controlling interests	非控股權益	4,004,905	(190,401)	(186,636)	3,627,868
<b>Total equity</b>	<b>權益總額</b>	<b>8,979,850</b>	<b>(479,754)</b>	<b>(649,550)</b>	<b>7,850,546</b>

### 2 編製基準 (續)

#### 2.4 過往年度調整及重列 (續)

重列對集團於二零二二年十二月三十一日的綜合財務狀況表的影響概述如下：

# Notes to the Consolidated Financial Statements

## 綜合財務報表附註

(continued) (續)

### 2 BASIS OF PREPARATION (Continued)

#### 2.4 Prior year adjustments and restatement (Continued)

The effects of the restatements on the Group's consolidated statement of financial position as at 1 January 2022 are summarised as follows:

		As previously reported	Prior year adjustments		Restated
			Revenue and cost recognition	Interest capitalisation	
		先前報告 HK\$'000 千港元	收入及 成本確認 HK\$'000 千港元	利息資本化 HK\$'000 千港元	經重列 HK\$'000 千港元
Property, plant and equipment	物業、廠房及設備	10,738,279	20,247	(526,059)	10,232,467
Deferred tax assets	遞延稅項資產	4,821	—	9,877	14,698
Inventories	存貨	408,231	68,558	—	476,789
Contract assets, deposits, trade and other receivables	合約資產、按金、貿易及其他應收款項	2,675,790	(340,175)	—	2,335,615
<b>Total assets</b>	<b>總資產</b>	<b>22,648,631</b>	<b>(251,370)</b>	<b>(516,182)</b>	<b>21,881,079</b>
Trade and other payables	貿易及其他應付款項	1,414,388	62,182	—	1,476,570
Contract liabilities	合約負債	2,917,409	238,658	—	3,156,067
Current tax payable	當期應付稅項	189,624	(128,155)	—	61,469
<b>Total liabilities</b>	<b>負債總額</b>	<b>13,829,621</b>	<b>172,685</b>	<b>—</b>	<b>14,002,306</b>
Reserves	儲備	4,733,762	(259,648)	(333,094)	4,141,020
Non-controlling interests	非控股權益	4,027,578	(164,407)	(183,088)	3,680,083
<b>Total equity</b>	<b>權益總額</b>	<b>8,819,010</b>	<b>(424,055)</b>	<b>(516,182)</b>	<b>7,878,773</b>

### 2 編製基準 (續)

#### 2.4 過往年度調整及重列 (續)

重列對集團於二零二二年一月一日的綜合財務狀況表的影響概述如下：

		As previously reported	Prior year adjustments		Restated
			Revenue and cost recognition	Interest capitalisation	
		先前報告 HK\$'000 千港元	收入及 成本確認 HK\$'000 千港元	利息資本化 HK\$'000 千港元	經重列 HK\$'000 千港元
Property, plant and equipment	物業、廠房及設備	10,738,279	20,247	(526,059)	10,232,467
Deferred tax assets	遞延稅項資產	4,821	—	9,877	14,698
Inventories	存貨	408,231	68,558	—	476,789
Contract assets, deposits, trade and other receivables	合約資產、按金、貿易及其他應收款項	2,675,790	(340,175)	—	2,335,615
<b>Total assets</b>	<b>總資產</b>	<b>22,648,631</b>	<b>(251,370)</b>	<b>(516,182)</b>	<b>21,881,079</b>
Trade and other payables	貿易及其他應付款項	1,414,388	62,182	—	1,476,570
Contract liabilities	合約負債	2,917,409	238,658	—	3,156,067
Current tax payable	當期應付稅項	189,624	(128,155)	—	61,469
<b>Total liabilities</b>	<b>負債總額</b>	<b>13,829,621</b>	<b>172,685</b>	<b>—</b>	<b>14,002,306</b>
Reserves	儲備	4,733,762	(259,648)	(333,094)	4,141,020
Non-controlling interests	非控股權益	4,027,578	(164,407)	(183,088)	3,680,083
<b>Total equity</b>	<b>權益總額</b>	<b>8,819,010</b>	<b>(424,055)</b>	<b>(516,182)</b>	<b>7,878,773</b>

# Notes to the Consolidated Financial Statements

## 綜合財務報表附註

(continued) (續)

### 3 FINANCIAL RISK MANAGEMENT

#### 3.1 Financial instruments by categories

		Note
		附註
<b>As at 31 December 2023</b>	於二零二三年十二月三十一日	
<b>Financial assets</b>	<b>金融資產</b>	
Debt investments	債務投資	21
Equity investments	股本投資	21
Deposits, trade and other receivables	按金、貿易及其他應收款項	23
Time deposits with maturity over three months, cash at banks	到期日超過三個月的定期存款、銀行現金	24
<b>Financial liabilities</b>	<b>財務負債</b>	
Trade and other payables	貿易及其他應付款項	25
Borrowings	借款	27
Lease liabilities	租賃負債	16
Senior notes	優先票據	28

### 3 財務風險管理

#### 3.1 按類別劃分的金融工具

	FVOCI 按公平值計入 其他全面收益 HK\$'000 千港元	Financial assets at amortised cost 按攤銷成本 計量之金融資產 HK\$'000 千港元	Financial liabilities at amortised cost 按攤銷成本 計量之財務負債 HK\$'000 千港元
	12,994	—	—
	173,013	—	—
	—	1,975,520	—
	—	3,245,886	—
	<b>186,007</b>	<b>5,221,406</b>	—
	—	—	1,752,055
	—	—	4,712,331
	—	—	39,512
	—	—	2,999,366
	—	—	<b>9,503,264</b>
	<b>186,007</b>	<b>5,221,406</b>	<b>9,503,264</b>

# Notes to the Consolidated Financial Statements

## 綜合財務報表附註

(continued) (續)

### 3 FINANCIAL RISK MANAGEMENT (Continued)

#### 3.1 Financial instruments by categories (Continued)

### 3 財務風險管理 (續)

#### 3.1 按類別劃分的金融工具 (續)

			FVOCI 按公平值計入 其他全面收益 HK\$'000 千港元	Financial assets at amortised cost 按攤銷成本 計量之金融資產 HK\$'000 千港元 (Restated) (經重列)	Financial liabilities at amortised cost 按攤銷成本 計量之財務負債 HK\$'000 千港元 (Restated) (經重列)
<b>As at 31 December 2022</b>	<b>於二零二二年十二月 三十一日</b>				
<b>Financial assets</b>	<b>金融資產</b>				
Debt investments	債務投資	21	39,488	—	—
Equity investments	股本投資	21	192,800	—	—
Deposits, trade and other receivables	按金、貿易及其他應收 款項	23	—	2,133,468	—
Time deposits with maturity over three months, cash at banks	到期日超過三個月的定期 存款、銀行現金	24	—	3,951,215	—
			<u>232,288</u>	<u>6,084,683</u>	<u>—</u>
<b>Financial liabilities</b>	<b>財務負債</b>				
Trade and other payables	貿易及其他應付款項	25	—	—	1,634,223
Borrowings	借款	27	—	—	4,735,713
Lease liabilities	租賃負債	16	—	—	51,632
Senior notes	優先票據	28	—	—	3,665,479
			<u>—</u>	<u>—</u>	<u>10,087,047</u>
			<u>232,288</u>	<u>6,084,683</u>	<u>10,087,047</u>



# Notes to the Consolidated Financial Statements

## 綜合財務報表附註

(continued) (續)

### 3 FINANCIAL RISK MANAGEMENT (Continued)

#### 3.1 Financial instruments by categories (Continued)

		Note	FVOCI 按公平值計入 其他全面收益 HK\$'000 千港元	Financial assets at amortised cost 按攤銷成本 計量之金融資產 HK\$'000 千港元 (Restated) (經重列)	Financial liabilities at amortised cost 按攤銷成本 計量之財務負債 HK\$'000 千港元 (Restated) (經重列)
<b>As at 31 December 2021</b>	<b>於二零二一年十二月 三十一日</b>				
<b>Financial assets</b>	<b>金融資產</b>				
Debt investments	債務投資	21	91,916	—	—
Equity investments	股本投資	21	197,879	—	—
Deposits, trade and other receivables	按金、貿易及其他應收 款項	23	—	2,092,638	—
Time deposits with maturity over three months, cash at banks	到期日超過三個月的定期 存款、銀行現金	24	—	3,766,269	—
			<u>289,795</u>	<u>5,858,907</u>	<u>—</u>
<b>Financial liabilities</b>	<b>財務負債</b>				
Trade and other payables	貿易及其他應付款項	25	—	—	1,377,321
Borrowings	借款	27	—	—	3,074,809
Lease liabilities	租賃負債	16	—	—	74,966
Senior notes	優先票據	28	—	—	5,645,120
			<u>—</u>	<u>—</u>	<u>10,172,216</u>
			<u>289,795</u>	<u>5,858,907</u>	<u>10,172,216</u>

#### 3.2 Financial risk factors

The Group's activities expose it to a variety of financial risks: market risk (including currency risk, price risk and interest rate risk), credit risk and liquidity risk arising in the normal course of its business and financial instruments. The management manages and monitors these exposures to ensure appropriate measures are implemented on a timely and effective manner.

### 3 財務風險管理 (續)

#### 3.1 按類別劃分的金融工具 (續)

		Note	FVOCI 按公平值計入 其他全面收益 HK\$'000 千港元	Financial assets at amortised cost 按攤銷成本 計量之金融資產 HK\$'000 千港元 (Restated) (經重列)	Financial liabilities at amortised cost 按攤銷成本 計量之財務負債 HK\$'000 千港元 (Restated) (經重列)
<b>As at 31 December 2021</b>	<b>於二零二一年十二月 三十一日</b>				
<b>Financial assets</b>	<b>金融資產</b>				
Debt investments	債務投資	21	91,916	—	—
Equity investments	股本投資	21	197,879	—	—
Deposits, trade and other receivables	按金、貿易及其他應收 款項	23	—	2,092,638	—
Time deposits with maturity over three months, cash at banks	到期日超過三個月的定期 存款、銀行現金	24	—	3,766,269	—
			<u>289,795</u>	<u>5,858,907</u>	<u>—</u>
<b>Financial liabilities</b>	<b>財務負債</b>				
Trade and other payables	貿易及其他應付款項	25	—	—	1,377,321
Borrowings	借款	27	—	—	3,074,809
Lease liabilities	租賃負債	16	—	—	74,966
Senior notes	優先票據	28	—	—	5,645,120
			<u>—</u>	<u>—</u>	<u>10,172,216</u>
			<u>289,795</u>	<u>5,858,907</u>	<u>10,172,216</u>

#### 3.2 財務風險因素

集團活動面臨多種財務風險：市場風險（包括貨幣風險、價格風險及利率風險）、信貸風險及日常業務過程及金融工具產生之流動資金風險。管理層管理及監控該等風險，以保證及時有效地實施適當措施。



# Notes to the Consolidated Financial Statements

## 綜合財務報表附註

(continued) (續)

### 3 FINANCIAL RISK MANAGEMENT (Continued)

#### 3.2 Financial risk factors (Continued)

(a) Market risk

(i) Currency risk

The Group is exposed to currency risk arising from various currency exposures, primarily with respect to United States dollars (“US\$”), Canadian dollars (“CAD”) and Renminbi (“RMB”). Currency risk arises from future commercial transactions, recognised assets and liabilities and net investments in foreign operations. In addition, the conversion of RMB into foreign currencies is subject to the rules and regulations of foreign exchange control promulgated by the PRC government. This currency exposure is managed primarily through sourcing supplies denominated in the same currency.

Management has set up a policy to require group companies to manage their foreign exchange risk against functional currency. It mainly includes managing the exposures arise from sales and purchases made by the relevant group companies in currencies other than their own functional currencies. The Group also manages its foreign exchange risk by performing regular reviews of the Group’s net foreign exchange exposures. The Group has not used any forward foreign exchange contracts to hedge its exposure.

### 3 財務風險管理 (續)

#### 3.2 財務風險因素 (續)

(a) 市場風險

(i) 貨幣風險

集團面臨因持有不同貨幣(以美元(「美元」)、加拿大元(「加元」)及人民幣(「人民幣」)為主)產生的貨幣風險。貨幣風險由未來商業交易、確認資產及負債及國外業務淨投資而產生。此外，人民幣兌換為外幣須受中國政府頒佈之外匯管制規則及法規所規限。此貨幣風險主要透過採購以相同貨幣計值的供應而進行管理。

管理層已制訂政策，要求集團公司管理各自功能貨幣的外匯風險。其主要包括管理相關集團公司以其自身功能貨幣以外之貨幣買賣產生的風險。集團亦通過定期審閱集團匯兌淨額管理其外匯風險。集團概無使用任何遠期外匯合約對沖其風險。



# Notes to the Consolidated Financial Statements

## 綜合財務報表附註

(continued) (續)

### 3 FINANCIAL RISK MANAGEMENT (Continued)

#### 3.2 Financial risk factors (Continued)

(a) Market risk (Continued)

(i) Currency risk (Continued)

Prices for oil and natural gas in Canada are determined in global markets and generally denominated in US\$. Oil and natural gas prices obtained by the Group are influenced by both United States and Canadian demand and the corresponding North American supply, and recently, by imports of liquefied natural gas. The exchange rate effect cannot be quantified but generally an increase in the value of CAD as compared to US\$ will reduce the prices received by the Group for its petroleum and natural gas sales. At 31 December 2023 and 2022, there has no financial instrument denominated in US\$ in the books of subsidiaries with functional currency denominated in CAD.

As US\$ is pegged with HK\$ under the Linked Exchange Rate System, the Group has minimal exposure to currency risk arising from US\$. Accordingly, no sensitivity analysis is performed. As at 31 December 2023, if RMB had weakened/strengthened by 5% against HK\$, with all other variables held constant, post-tax profit for the year would have been HK\$5,775,000 (2022: HK\$18,420,000) lower/higher, mainly as a result of foreign exchange losses/gains on translation of RMB denominated cash and cash equivalents.

### 3 財務風險管理 (續)

#### 3.2 財務風險因素 (續)

(a) 市場風險 (續)

(i) 貨幣風險 (續)

加拿大石油及天然氣價格於全球市場中釐定且一般以美元列值。集團獲得的石油及天然氣價格受美國及加拿大需求以及相應北美供應的影響，以及近期受液化天然氣進口影響。匯率影響不可被量化，但一般加元兌美元升值將降低集團就其石油及天然氣銷售所取得的價格。於二零二三年及二零二二年十二月三十一日，概無以加元為功能貨幣計值的附屬公司於賬目中有以美元計值的金融工具。

因根據聯繫匯率制度美元與港元掛鈎，故集團承受由美元產生之貨幣風險較少。因此，並無作敏感性分析。於二零二三年十二月三十一日，在其他因素保持不變的情況下，倘人民幣兌港元貶值／升值5%，年內除稅後溢利將減少／增加5,775,000港元（二零二二年：18,420,000港元），主要由於換算以人民幣計值之現金及現金等值項目的匯兌虧損／收益所致。

# Notes to the Consolidated Financial Statements

## 綜合財務報表附註

(continued) (續)

### 3 FINANCIAL RISK MANAGEMENT (Continued)

#### 3.2 Financial risk factors (Continued)

(a) Market risk (Continued)

(ii) Price risk

The Group is exposed to price changes arising from debt and equity investments classified as financial assets at fair value through other comprehensive income amounted to HK\$186,007,000 (2022: HK\$232,288,000). Most of these investments are listed either on the stock exchanges of Hong Kong or other countries.

Equity investments are held as long-term strategic investments and have been chosen based on their longer term growth potential and are monitored regularly for performance against expectations.

Debt investments are placed with counterparties with sound credit quality. The Group closely monitors the credit quality and financial positions of counterparties and consider appropriate action if the market value of those securities decline by a pre-determinate threshold.

Commodity price risk is the risk that fair value or future cash flows will fluctuate as a result of changes in commodity prices. Commodity prices for oil and natural gas in Canada are impacted by the relationship between CAD and US\$ as well as world economic events that dictate the levels of supply and demand.

### 3 財務風險管理 (續)

#### 3.2 財務風險因素 (續)

(a) 市場風險 (續)

(ii) 價格風險

集團就分類為按公平值計入其他全面收益之金融資產的債務及股本投資186,007,000港元(二零二二年: 232,288,000港元)面臨價格變動風險。該等投資之絕大多數於香港或其他國家之證券交易所上市。

股本投資持作長期策略投資，乃按長期增長潛力挑選並定期監察其表現是否達致預期。

債務投資存放於信譽良好之對手方。集團密切監控對手方之信貸質素及財務狀況並於該等證券市值下降預定限度時採取適當行動。

商品價格風險指公平值或未來現金流會因商品價格變動而波動的風險。加拿大石油及天然氣商品價格受加元及美元關係以及決定供求情況的全球經濟事件的影響。



# Notes to the Consolidated Financial Statements

## 綜合財務報表附註

(continued) (續)

### 3 FINANCIAL RISK MANAGEMENT (Continued)

#### 3.2 Financial risk factors (Continued)

##### (a) Market risk (Continued)

##### (iii) Interest rate risk

As the Group has no significant interest-bearing assets, except for short-term bank deposits, loan to an associate and loans to third parties, the Group's income and operating cash flows are substantially independent of changes in market interest rates. Management does not anticipate significant impact on interest-bearing assets resulted from changes in interest rates because the interest rates of bank deposits are not expected to change significantly.

The Group's interest rate risk arises from borrowings and senior notes. Borrowings obtained at variable rates expose the Group to cash flow interest rate risk. Borrowings at fixed rates expose the Group to fair value interest rate risk.

Details of the Group's borrowings and senior notes are set out in Notes 27 and 28 respectively.

### 3 財務風險管理 (續)

#### 3.2 財務風險因素 (續)

##### (a) 市場風險 (續)

##### (iii) 利率風險

由於集團除短期銀行存款、貸款予一間聯營公司及貸款予第三方外，並無重大計息資產，集團收入及經營現金流量大部分不受市場利率變動影響。由於預期銀行存款利息並無重大變動，管理層預期利率變動對計息資產並無重大影響。

集團利率風險由借貸及優先票據產生。按浮息取得之借貸使集團面臨現金流量利率風險。定息借貸則使集團面臨公平值利率風險。

集團借貸及優先票據之詳情分別載於附註27及28。

# Notes to the Consolidated Financial Statements

## 綜合財務報表附註

(continued) (續)

### 3 FINANCIAL RISK MANAGEMENT (Continued)

#### 3.2 Financial risk factors (Continued)

(a) Market risk (Continued)

(iii) Interest rate risk (Continued)

The Group has not used any interest rate swaps to hedge its exposure to interest rate risk as the interest rate risk exposure is not significant. In order to manage the cash flow interest rate risk, the Group will repay the corresponding borrowings when it has surplus funds.

At 31 December 2023, it is estimated that a general increase or decrease of 100 basis points in interest rates on floating rate borrowings, with all other variables held constant, would decrease/increase the Group's post tax profit for the year by approximately HK\$30,324,000 (2022: HK\$18,535,000). The above sensitivity analysis has been determined assuming that the change in interest rates had occurred at the date of the statement of financial position and had been applied to the exposure to interest rate risk for financial instruments in existence at that date. The 100 basis points increase or decrease represents management's assessment of a reasonably possible change in interest rates over the year until the next annual statement of financial position date. The analysis was performed on the same basis for 2022.

### 3 財務風險管理 (續)

#### 3.2 財務風險因素 (續)

(a) 市場風險 (續)

(iii) 利率風險 (續)

由於利率風險並不重大，集團並無使用任何利率掉期對沖其利率風險承擔。為管控現金流量利率風險，集團在有盈餘資金時會償還有關借貸。

於二零二三年十二月三十一日，估計浮息借貸之利率普遍上升或下跌100個基點，而所有其他變數保持不變，則集團年內除稅後溢利將減少／增加約30,324,000港元（二零二二年：18,535,000港元）。上述敏感度分析乃假設利率變動於財務狀況表日期發生及一直應用於該日存在的金融工具的利率風險。上升或下跌100個基點指管理層評估利率於年內直至下一全年財務狀況表日期期間的可能合理變動。二零二二年的分析按同一基準進行。

# Notes to the Consolidated Financial Statements

## 綜合財務報表附註

(continued) (續)

### 3 FINANCIAL RISK MANAGEMENT (Continued)

#### 3.2 Financial risk factors (Continued)

##### (b) Credit risk

The Group's credit risk is primarily attributable to contract assets, deposits, trade and other receivables, debt investments at FVOCI, time deposits with maturity over three months, cash at banks and financial guarantee. The maximum exposure and the expected credit losses recognised in "Net impairment losses on financial and contract assets" are set as follows:

		31 December 2023 二零二三年十二月三十一日		31 December 2022 二零二二年十二月三十一日		1 January 2022 二零二二年一月一日	
		Maximum exposure to credit risk 最高信貸風險	Loss allowance 虧損撥備	Maximum exposure to credit risk 最高信貸風險	Loss allowance 虧損撥備	Maximum exposure to credit risk 最高信貸風險	Loss allowance 虧損撥備
		HK\$'000 千港元	HK\$'000 千港元	HK\$'000 千港元	HK\$'000 千港元	HK\$'000 千港元	HK\$'000 千港元
				(Restated) (經重列)		(Restated) (經重列)	
Contract assets, deposits, trade and other receivables (Note 23)	合約資產、按金、貿易及其他應收款項 (附註23)	2,527,214	(217,619)	2,448,763	(19,440)	2,308,440	(8,779)
Debt investments at FVOCI (Note 21)	按公平值計入其他全面收益之債務投資 (附註21)	12,994	—	39,488	—	91,916	—
Time deposits with maturity over three months (Note 24)	到期日為三個月以上的定期存款 (附註24)	1,150,475	—	621,500	—	979,660	—
Cash at banks (Note 24)	銀行現金 (附註24)	2,095,411	—	3,329,715	—	2,786,609	—
Financial guarantee	財務擔保	193,171	(1,448)	762,750	—	—	—
		<b>5,979,265</b>	<b>(219,067)</b>	<b>7,202,216</b>	<b>(19,440)</b>	<b>6,166,625</b>	<b>(8,779)</b>

Management has a credit policy in place and the exposures to these credit risks are monitored on an ongoing basis.

集團之信貸風險主要歸因於合約資產、按金、貿易及其他應收款項、按公平值計入其他全面收益之債務投資、到期日為三個月以上的定期存款、銀行現金以及財務擔保。於「金融及合約資產減值虧損淨額」中確認的最大風險及預期信貸虧損載列如下：

##### (b) 信貸風險

#### 3.2 財務風險因素 (續)

### 3 財務風險管理 (續)

管理層已制定現成之信貸政策，並對該等信貸風險持續監控。

# Notes to the Consolidated Financial Statements

## 綜合財務報表附註

(continued) (續)

### 3 FINANCIAL RISK MANAGEMENT (Continued)

#### 3.2 Financial risk factors (Continued)

(b) Credit risk (Continued)

(i) **Credit risk of cash at banks and time deposits with maturity over three months**

As at 31 December 2023 and 2022, all of the Group's bank deposits are deposited in major financial institutions located in the PRC and Hong Kong, which the management believes are of high credit quality without significant credit risk. There has been no recent history of default in relation to these financial institutions. The expected credit loss is insignificant.

The Group's bank deposits as at 31 December 2023 and 2022 were as follows:

	<b>31 December 2023 二零二三年 十二月三十一日 HK\$'000 千港元</b>	31 December 2022 二零二二年 十二月三十一日 HK\$'000 千港元
State-owned or listed banks	<b>1,845,789</b>	2,691,830
Other banks	<b>1,400,097</b>	1,258,520
	<b>3,245,886</b>	3,950,350

### 3 財務風險管理 (續)

#### 3.2 財務風險因素 (續)

(b) 信貸風險 (續)

(i) 到期日為三個月以上的銀行現金及定期存款之信貸風險

於二零二三年及二零二二年十二月三十一日，集團所有銀行存款均存放於管理層認為沒有重大信貸風險的高信貸質素之中國及香港主要金融機構。該等金融機構近期並無違約歷史。預期信貸虧損並不重大。

於二零二三年及二零二二年十二月三十一日，集團之銀行存款如下：



# Notes to the Consolidated Financial Statements

## 綜合財務報表附註

(continued) (續)

### 3 FINANCIAL RISK MANAGEMENT (Continued)

#### 3.2 Financial risk factors (Continued)

(b) Credit risk (Continued)

##### (ii) Credit risk of loan and interest receivables from an associate

The directors of the Company consider the probability of default upon initial recognition of asset and whether there has been significant increase in credit risk on an ongoing basis during the year ended 31 December 2023. To assess whether there is a significant increase in credit risk, the Group compares risk of a default occurring on the assets as at the reporting date with the risk of default as at the date of initial recognition. Especially the following indicators are incorporated:

- Actual or expected significant adverse change in business, financial economic conditions that are expected to cause a significant change to the associate's ability to meet its obligations;
- Actual or expected significant changes in the operating results of the associate;
- Significant changes in the expected performance and behaviour of the associate, including changes in the payment status of the associate.

### 3 財務風險管理 (續)

#### 3.2 財務風險因素 (續)

(b) 信貸風險 (續)

##### (ii) 來自一間聯營公司貸款及應收利息之信貸風險

公司董事考慮資產自初始確認時違約的可能性，以及於截至二零二三年十二月三十一日止年度信貸風險是否持續顯著增加。為評估信貸風險是否顯著增加，集團將於報告日期資產產生違約的風險與於初始確認日期的違約風險進行比較。特別納入下列指標：

- 業務、財務經濟狀況的實際或預期重大不利變動預計將導致聯營公司履行其義務的能力發生重大變化；
- 聯營公司經營業績的實際或預期重大變化；
- 聯營公司預期表現及行為的重大變化，包括聯營公司付款狀態的變化。



# Notes to the Consolidated Financial Statements

## 綜合財務報表附註

(continued) (續)

### 3 FINANCIAL RISK MANAGEMENT (Continued)

#### 3.2 Financial risk factors (Continued)

(b) Credit risk (Continued)

(ii) **Credit risk of loan and interest receivables from an associate (Continued)**

The management considers the credit risk on loan and interest receivables from an associate after considering the financial conditions of the associate and concluded that there was significant increase in credit risk, and the expected credit losses was lifetime expected credit losses. Management assessed the expected credit losses by applying discounted cash flow method and using several significant assumptions, including the distribution of expected cash flows of the receivables under multiple scenarios based on the associate's past repayment history, business model, current situations and forecasts of future conditions, the discount rates, and the related probability weight under multiple scenarios.

### 3 財務風險管理 (續)

#### 3.2 財務風險因素 (續)

(b) 信貸風險 (續)

(ii) 來自一間聯營公司貸款及應收利息之信貸風險 (續)

管理層於考慮聯營公司的財務狀況後，考慮來自聯營公司之貸款及應收利息的信貸風險並得出結論信貸風險顯著增加，預期信貸虧損為全期預期信貸虧損。管理層透過應用貼現現金流量法及使用若干重大假設評估預期信貸虧損，包括基於聯營公司過往還款記錄、業務模式、當前情況及未來狀況預測的多種情況下應收款項的預期現金流量分佈、貼現率及多種情況下的相關概率權重。

# Notes to the Consolidated Financial Statements

## 綜合財務報表附註

(continued) (續)

### 3 FINANCIAL RISK MANAGEMENT (Continued)

#### 3.2 Financial risk factors (Continued)

(b) Credit risk (Continued)

##### (iii) Credit risk of other receivables

Other receivables were mainly other interest receivables, receivables under finance leases, amounts due from associates, consideration receivables and note receivables. The credit quality of other receivables has been assessed with reference to historical information about the counterparties default rates and financial position of the counterparties.

A summary of the assumptions underpinning the Group's expected credit losses model for loan and interest receivables from an associate, and other receivables were as follows:

### 3 財務風險管理 (續)

#### 3.2 財務風險因素 (續)

(b) 信貸風險 (續)

##### (iii) 其他應收款項之信貸風險

其他應收款項主要為其他應收利息、融資租賃項下應收款項、應收聯營公司款項、應收代價及應收票據。其他應收款之信貸質素經參考交易對方違約率及交易對方財務狀況之歷史資料進行評估。

集團應收一間聯營公司貸款及利息以及其他應收款項的預期信貸虧損模式所依據的假設概要如下：

Category 類別	Group definition of category 類別的分類定義	Basis for recognition of loss allowance provision 確認虧損撥備計提的基準
Performing ("Stage 1") 表現良好 (「第一階段」)	Counterparties have a low risk of default and a strong capacity to meet contractual cash flows 交易對手違約風險為低且有高度能力履行合同現金流量需求	12 months expected losses. Where the expected lifetime of an asset is less than 12 months, expected losses are measured at its expected lifetime ("12 months expected credit losses method") 12個月的預期虧損。對於預期存續期在12個月之內的資產，預期虧損基於其預期存續期計量 (「12個月預期信貸虧損模式」)
Underperforming ("Stage 2") 表現不佳 (「第二階段」)	Receivables for which there is a significant increase in credit risk; as significant increase in credit risk is presumed if relevant interest and/or principal repayments are 30 days past due 信貸風險大幅增加的應收款項；倘逾期30天償還相關利息及／或本金，則假設信貸風險大幅增加	Lifetime expected losses 全期預期虧損
Non-performing ("Stage 3") 表現不良 (「第三階段」)	Interest and/or principal repayments are 90 days past due 逾期90天償還利息及／或本金	Lifetime expected losses 全期預期虧損

# Notes to the Consolidated Financial Statements

## 綜合財務報表附註

(continued) (續)

### 3 FINANCIAL RISK MANAGEMENT (Continued)

#### 3.2 Financial risk factors (Continued)

##### (b) Credit risk (Continued)

On that basis, as at 31 December 2023 and 2022, the provisions for expected credit losses allowance on loan and interest receivables from an associate, other receivables were determined as below, which has incorporated forward looking information.

### 3 財務風險管理 (續)

#### 3.2 財務風險因素 (續)

##### (b) 信貸風險 (續)

以此為基礎，於二零二三年及二零二二年十二月三十一日，應收一間聯營公司貸款及利息以及其他應收款項的預期信貸虧損撥備釐定如下，當中包含前瞻性資料。

		Performing 表現良好	Under performing 表現不佳	Non- performing 表現不良	Total 總計
<b>As at 31 December 2023</b>	於二零二三年 十二月三十一日				
Gross carrying amount (HKD'000)	賬面總額(千港元)	83,050	1,286,022	67,652	1,436,724
Expected loss rate	預期虧損率	3.00%	9.74%	100.00%	—
Loss allowance provision (HKD'000)	虧損撥備計提 (千港元)	2,492	125,271	67,652	195,415
<b>As at 31 December 2022</b>	於二零二二年 十二月三十一日				
Gross carrying amount (HKD'000)	賬面總額(千港元)	1,640,153	—	—	1,640,153
Expected loss rate	預期虧損率	1.19%	—	—	—
Loss allowance provision (HKD'000)	虧損撥備計提 (千港元)	19,440	—	—	19,440



# Notes to the Consolidated Financial Statements

## 綜合財務報表附註

(continued) (續)

### 3 FINANCIAL RISK MANAGEMENT (Continued)

#### 3.2 Financial risk factors (Continued)

(b) Credit risk (Continued)

**(iv) Credit risk of contract assets and trade receivables**

For sales and distribution of natural gas and other related products, the provision of pipeline construction and connection services, and the sales of coal derived clean and other related products in the PRC, the Group generally requests advances from these customers. For exploitation and production of crude oil and natural gas in Canada, receivables from oil and natural gas marketers are normally collected on the 25th day of the month following production. In circumstances of credit sales, to manage the credit risk in respect of contract assets and trade receivables, the Group has policies in place to ensure that sales are made to customers with appropriate credit history and the Group performs credit evaluations of its customers, and generally does not require collateral from the customers on the outstanding balances.

The Group applies the simplified approach to provide for expected credit losses prescribed by HKFRS 9, which permits the use of the lifetime expected credit loss provision for all contract assets and trade receivables.

### 3 財務風險管理 (續)

#### 3.2 財務風險因素 (續)

(b) 信貸風險 (續)

**(iv) 合約資產及貿易應收款項之信貸風險**

就天然氣及其他相關產品的銷售及分銷，在中國提供管道建設及接駁服務，以及煤基清潔能源及其他相關產品銷售，集團通常須向該等客戶收取墊款。就於加拿大開採及生產原油及天然氣，石油及天然氣銷售商的應收款項通常於生產後一個月的第25天收取。在賒銷的情況下，為管理合約資產及貿易應收款項的信貸風險，集團已訂有政策，以保證銷售乃向具有適當信用記錄的客戶作出及集團對客戶進行信用評估，一般毋須客戶就未清償結餘提供抵押。

集團應用香港財務報告準則第9號所訂明的簡化方法就預期信貸虧損作出撥備，該規定允許對所有合約資產及貿易應收款項採用全期預期信貸虧損撥備。

# Notes to the Consolidated Financial Statements

## 綜合財務報表附註

(continued) (續)

### 3 FINANCIAL RISK MANAGEMENT (Continued)

#### 3.2 Financial risk factors (Continued)

(b) Credit risk (Continued)

##### (iv) Credit risk of contract assets and trade receivables (Continued)

To measure the expected credit losses, contract assets and trade receivables have been grouped based on shared credit risk characteristics and the days past due. All customers of the Group are assessed collectively using a provision matrix. The contract assets relate to unbilled work in progress and have substantially the same risk characteristics as the trade receivables for the same types of contracts. The Group has therefore concluded that the expected loss rates for trade receivables are a reasonable approximation of the loss rates for the contract assets.

The historical loss rates are adjusted to reflect current and forward-looking information on macroeconomic factors affecting the ability of the customers to settle the receivables. For customers relating to the sales and distribution of natural gas and other related products, the provision of pipeline construction and connection services as well as the sales of coal derived clean and other related products in the PRC, the Group has identified the GDP growth rate of the PRC to be the most relevant factor. For oil and natural gas marketers relating to the exploitation and production of crude oil and natural gas in Canada, the Group has identified that commodity price fluctuation to be the most relevant factor. The Group adjusts the historical loss rates based on expected changes in these factors accordingly.

### 3 財務風險管理 (續)

#### 3.2 財務風險因素 (續)

(b) 信貸風險 (續)

##### (iv) 合約資產及貿易應收款項之信貸風險 (續)

為計量預期信貸虧損，合約資產及貿易應收款項已按共通信貸風險特徵及逾期天數分類。集團所有客戶均採用撥備矩陣進行整體評估。合約資產及未結算在建工程，且與相同類型合約的貿易應收款項具有大致相同的風險特徵。因此，集團合理認為貿易應收款項的預期損失率與合約資產的虧損率相若。

調整歷史虧損率，以反映影響客戶結算應收款項能力的當前及前瞻性宏觀經濟因素。就在中國銷售及分銷天然氣及其他相關產品，提供管道建設及接駁服務以及銷售煤基清潔能源及其他相關產品的客戶，集團認為中國國內生產總值增長率是最相關的因素。就於加拿大開採及生產原油及天然氣的石油及天然氣銷售商而言，集團認為，大宗商品價格波動是最相關的因素。集團根據該等因素的預期變化調整歷史虧損率。

# Notes to the Consolidated Financial Statements

## 綜合財務報表附註

(continued) (續)

### 3 FINANCIAL RISK MANAGEMENT (Continued)

#### 3.2 Financial risk factors (Continued)

(b) Credit risk (Continued)

##### (iv) Credit risk of contract assets and trade receivables (Continued)

Contract assets and trade receivables are written off when there is no reasonable expectation of recovery. Indicators that there is no reasonable expectation of recovery include, amongst others, the failure of a debtor to engage in a repayment plan with the Group, and a failure to make contractual payments for a period of greater than 1 year past due.

Impairment losses on contract assets and trade receivables are presented as net impairment losses within operating profit. Subsequent recoveries of amounts previously written off are credited against the same line item.

Trade receivables and contract assets have been assessed for impairment on a collective basis based on different credit risk characteristics. Trade receivables and contract assets are categorised as follows for assessment purpose:

Group 1: Sales and distribution of natural gas and other related products in sales and distribution of natural gas and other related products segment and sales of coal derived clean energy and other related products segment

Group 2: Gas pipeline construction and connection income

Group 3: Sales of equipment from sales and distribution of natural gas and other related products segment

Group 4: Sales of crude oil and natural gas and others

### 3 財務風險管理 (續)

#### 3.2 財務風險因素 (續)

(b) 信貸風險 (續)

##### (iv) 合約資產及貿易應收款項之信貸風險 (續)

當不存在可收回的合理預期時，集團會撇銷合約資產及貿易應收款項。不存在可收回的合理預期的指標包括（其中包括）債務人無法與集團達成還款計劃，及未能於逾期超過一年的期間內作出合約付款。

合約資產及貿易應收款項之減值虧損於經營溢利內呈列為減值虧損淨額。先前撇銷之後續收回金額均計入相同項目。

貿易應收款項及合約資產已根據不同的信貸風險特點進行綜合減值評估。貿易應收款項及合約資產就評估分為以下類別：

第一組：銷售及輸送天然氣及其他相關產品分部中銷售及輸送天然氣及其他相關產品以及銷售煤基清潔能源及其他相關產品分部

第二組：燃氣管道建造及接駁收入

第三組：銷售及輸送天然氣及其他相關產品分部中銷售設備

第四組：原油及天然氣銷售及其他

# Notes to the Consolidated Financial Statements

## 綜合財務報表附註

(continued) (續)

### 3 FINANCIAL RISK MANAGEMENT (Continued)

#### 3.2 Financial risk factors (Continued)

(b) Credit risk (Continued)

#### (iv) Credit risk of contract assets and trade receivables (Continued)

As at 31 December 2023, the provision for expected credit losses allowance on the trade receivables was determined as follows. The expected credit losses below also incorporated forward looking information.

		Total 總計
<b>Group 1</b>	<b>第一組</b>	
Gross carrying amount (HKD'000)	賬面總額(千港元)	319,264
Expected loss rate	預期虧損率	4.29%
Loss allowance provision (HKD'000)	虧損撥備計提(千港元)	13,688
<b>Group 2</b>	<b>第二組</b>	
Gross carrying amount (HKD'000)	賬面總額(千港元)	489,494
Expected loss rate	預期虧損率	1.32%
Loss allowance provision (HKD'000)	虧損撥備計提(千港元)	6,462
<b>Group 3</b>	<b>第三組</b>	
Gross carrying amount (HKD'000)	賬面總額(千港元)	110,133
Expected loss rate	預期虧損率	1.33%
Loss allowance provision (HKD'000)	虧損撥備計提(千港元)	1,464
<b>Group 4</b>	<b>第四組</b>	
Gross carrying amount (HKD'000)	賬面總額(千港元)	76,403
Expected loss rate	預期虧損率	0.77%
Loss allowance provision (HKD'000)	虧損撥備計提(千港元)	590

### 3 財務風險管理 (續)

#### 3.2 財務風險因素 (續)

(b) 信貸風險 (續)

#### (iv) 合約資產及貿易應收款項之信貸風險 (續)

於二零二三年十二月三十一日，貿易應收款項的預期信貸虧損撥備計提釐定如下。以下預期信貸虧損亦包含前瞻性資料。





# Notes to the Consolidated Financial Statements

## 綜合財務報表附註

(continued) (續)

### 3 FINANCIAL RISK MANAGEMENT (Continued)

#### 3.2 Financial risk factors (Continued)

(b) Credit risk (Continued)

##### (v) Credit risk of debt investments

Debt investments held by the Group are normally only in liquid securities quoted on a recognised stock exchange, except where entered into for long-term strategic purposes. Management considers “low credit risk” for listed bonds to be an investment grade credit rating with at least one major rating agency. Other instruments are considered to be low credit risk when they have a low risk of default and the issuer has a strong capacity to meet its contractual cash flow obligations in the near term. The Group also considered the forward-looking information on macroeconomic factors including GDP and Purchase Price Index. The Group has assessed that the expected credit losses for these financial assets are not material under the 12 months expected credit loss method. Thus no loss allowance provision was recognised as at the balance sheet date.

The Group does not provide any other guarantees which would expose the Group to credit risk during the year.

### 3 財務風險管理 (續)

#### 3.2 財務風險因素 (續)

(b) 信貸風險 (續)

##### (v) 債務投資之信貸風險

集團持有的債務工具一般僅為於在認可證券交易所掛牌買賣的流通證券，惟為長遠策略性目的而進行者除外。管理層認為，投資信貸評級的上市債券之「低信用風險」是至少由一家主要評級機構。當其他工具的違約風險較低，且發行者有較強的能力在短期內履行其合約現金流量責任時，則其他工具之信貸風險被認為較低。集團亦考慮了宏觀經濟因素的前瞻性資料，包括國內生產總值及購進價格指數。集團已根據12個月預期信貸虧損方法評估該等金融資產之預期信貸虧損屬不重大。因此，於結算日並無確認虧損準備撥備。

集團於年內並無提供任何其他可致使集團承擔信貸風險之擔保。

# Notes to the Consolidated Financial Statements

## 綜合財務報表附註

(continued) (續)

### 3 FINANCIAL RISK MANAGEMENT (Continued)

#### 3.2 Financial risk factors (Continued)

(b) Credit risk (Continued)

##### (vi) Credit risk of financial guarantee

The Group provided certain financial guarantee in respect to the bank borrowings to Shandong Shengli aggregate maximum of RMB140,000,000 (equivalent to HK\$154,000,000) (2022: RMB1,105,000,000, equivalent to HK\$1,248,650,000). As at 31 December 2023, the amounts withdrawn by Shandong Shengli and guaranteed by the Group was RMB140,000,000, equivalent to HK\$154,000,000 (2022: RMB675,000,000, equivalent to HK\$762,750,000). Two subsidiaries of the Group also provided guarantee for the loan repayment obligation of an independent third-party amounting to RMB35,610,000, equivalent to HK\$39,171,000, from whom the Group acquired these two subsidiaries. The Group recognised HK\$1,448,000 (2022:nil) of credit losses, which is measured at lifetime expected credit losses.

### 3 財務風險管理 (續)

#### 3.2 財務風險因素 (續)

(b) 信貸風險 (續)

##### (vi) 財務擔保之信貸風險

集團就給予勝利股份的銀行借款提供若干財務擔保，最高總額為人民幣140,000,000元，(相等於154,000,000港元)(二零二二年：人民幣1,105,000,000元，相等於1,248,650,000港元)。於二零二三年十二月三十一日，由勝利股份提取並由集團擔保的金額為人民幣140,000,000元，相等於154,000,000港元(二零二二年：人民幣675,000,000元，相等於762,750,000港元)。集團兩間附屬公司亦就集團從其處收購該兩間附屬公司的獨立第三方的貸款償還責任提供擔保，金額為人民幣35,610,000元(相等於39,171,000港元)。集團確認信貸虧損1,448,000港元(二零二二年：無)，乃按全期預期信貸虧損計量。

# Notes to the Consolidated Financial Statements

## 綜合財務報表附註

(continued) (續)

### 3 FINANCIAL RISK MANAGEMENT (Continued)

#### 3.2 Financial risk factors (Continued)

##### (b) Credit risk (Continued)

As at 31 December 2023, summary of provision for expected credit losses allowance on trade receivables and contract assets, loan and interest receivables from an associate, other receivables and financial guarantees reconciles to the opening loss allowance for that provision as follows:

		Trade receivables and contract assets 貿易應收款項及合約資產 HKD'000 千港元	Loan and interest receivables from an associate 應收一間聯營公司貸款及利息 HKD'000 千港元	Other receivables 其他應收款項 HKD'000 千港元	Financial guarantees 財務擔保 HKD'000 千港元	Total 總計 HKD'000 千港元
As at 1 January 2023	於二零二三年一月一日	—	19,440	—	—	19,440
Charged to profit or loss	自損益扣除	22,204	107,315	70,144	1,448	201,111
Exchange differences	匯兌差額	—	(1,484)	—	—	(1,484)
As at 31 December 2023	於二零二三年十二月三十一日	22,204	125,271	70,144	1,448	219,067
As at 1 January 2022	於二零二二年一月一日	—	8,779	—	—	8,779
Charged to profit or loss	自損益扣除	—	11,709	—	—	11,709
Exchange differences	匯兌差額	—	(1,048)	—	—	(1,048)
As at 31 December 2022	於二零二二年十二月三十一日	—	19,440	—	—	19,440

### 3 財務風險管理 (續)

#### 3.2 財務風險因素 (續)

##### (b) 信貸風險 (續)

於二零二三年十二月三十一日，就貿易應收款項及合約資產、應收一間聯營公司貸款及利息、其他應收款項及財務擔保計提的預期信貸虧損撥備與年初計提的虧損撥備對賬如下：



# Notes to the Consolidated Financial Statements

## 綜合財務報表附註

(continued) (續)

### 3 FINANCIAL RISK MANAGEMENT (Continued)

#### 3.2 Financial risk factors (Continued)

##### (c) Liquidity risk

Individual operating entities within the Group are responsible for their own cash management, including the short-term investment of cash surpluses and the raising of loans to cover expected cash demands, subject to approval by the Company's Board when the borrowings exceed certain pre-determined levels of authority. The Group's policy is to regularly monitor current and expected liquidity requirements to ensure that it maintains sufficient reserves of cash and readily realisable marketable securities and adequate committed lines of funding from major financial institutions to meet its liquidity requirements in the short and longer term. See note 2.1 for more details regarding net current liabilities and going concern basis.

The following tables detail the remaining contractual maturities at date of the statement of financial position of the Group's financial liabilities, which are based on contractual undiscounted cash flows (including interest payments computed using contractual rates or, if floating, based on rates current at the statement of financial position date) and the earliest date the Group can be required to pay:

### 3 財務風險管理 (續)

#### 3.2 財務風險因素 (續)

##### (c) 流動資金風險

集團內個別經營實體負責彼等本身的現金管理，包括現金盈餘的短期投資及籌集貸款以彌補預期現金需求，當借貸超過若干預定權限水平時，須獲公司董事局批准方可作實。集團政策為定期監控現時及預期流動資金需求，以保證保持足夠現金儲備及隨時變現的有價證券以及充足之主要金融機構之承諾資金額度，以符合短期及較長期的流動資金需要。有關流動負債淨額及持續經營基準的更多詳情，請見附註2.1。

下表詳述集團財務負債於財務狀況表日期的剩餘合約到期日，乃根據合約未折現現金流量（包括使用合約利率計算的利息付款或如屬浮息，按財務狀況表日期的現行利率計算）及集團可能須支付的最早日期為依據：

# Notes to the Consolidated Financial Statements

## 綜合財務報表附註

(continued) (續)

### 3 FINANCIAL RISK MANAGEMENT (Continued)

#### 3.2 Financial risk factors (Continued)

(c) Liquidity risk (Continued)

Group	集團	Total carrying amount	Total contractual un-discounted	Less than 1 year or on demand	Between 1 to 2 years	Between 2 to 5 years	Over 5 years
		賬面總額 HK\$'000 千港元	合約未折現 總計 HK\$'000 千港元	按 要求 支付 1年內或 1年內或 HK\$'000 千港元	1至2年 HK\$'000 千港元	2至5年 HK\$'000 千港元	5年以上 HK\$'000 千港元
As at 31 December 2023	於二零二三年 十二月三十一日						
Trade and other payables	貿易及其他應付款項	1,752,055	1,752,055	1,752,055	—	—	—
Borrowings	借款	4,712,331	5,061,195	3,893,455	349,741	174,146	643,853
Senior notes	優先票據	2,999,366	3,351,597	140,970	140,970	3,069,657	—
Lease liabilities	租賃負債	39,512	45,774	11,535	9,805	10,114	14,320
		<b>9,503,264</b>	<b>10,210,621</b>	<b>5,798,015</b>	<b>500,516</b>	<b>3,253,917</b>	<b>658,173</b>
As at 31 December 2022 (restated)	於二零二二年 十二月三十一日 (經重列)						
Trade and other payables	貿易及其他應付款項	1,634,223	1,634,223	1,634,223	—	—	—
Borrowings	借款	4,735,713	5,082,846	4,076,490	204,152	319,334	482,870
Senior notes	優先票據	3,665,479	4,194,535	847,362	140,800	3,206,373	—
Lease liabilities	租賃負債	51,632	67,080	13,880	14,043	19,247	19,910
		<b>10,087,047</b>	<b>10,978,684</b>	<b>6,571,955</b>	<b>358,995</b>	<b>3,544,954</b>	<b>502,780</b>
As at 1 January 2022 (restated)	於二零二二年 一月一日(經重列)						
Trade and other payables	貿易及其他應付款項	1,377,321	1,377,321	1,377,321	—	—	—
Borrowings	借款	3,074,809	3,233,063	1,520,435	1,002,712	709,916	—
Senior notes	優先票據	5,645,120	6,538,945	287,339	2,804,677	3,446,929	—
Lease liabilities	租賃負債	74,966	88,998	19,353	16,604	30,969	22,072
		<b>10,172,216</b>	<b>11,238,327</b>	<b>3,204,448</b>	<b>3,823,993</b>	<b>4,187,814</b>	<b>22,072</b>

### 3 財務風險管理 (續)

#### 3.2 財務風險因素 (續)

(c) 流動資金風險 (續)

# Notes to the Consolidated Financial Statements

## 綜合財務報表附註

(continued) (續)

### 3 FINANCIAL RISK MANAGEMENT (Continued)

#### 3.2 Financial risk factors (Continued)

##### (c) Liquidity risk (Continued)

Note:

- (a) The Group complied with senior notes and bank borrowings covenant as at 31 December 2023 and 2022 and did not trigger the callable terms.
- (b) As at 31 December 2023, the Group issued corporate guarantee to banks in respect of bank facilities granted to an associate. As at 31 December 2023, the maximum aggregated amount which the Group could be demanded under the guarantee in the event of default of the bank borrowings by the associate was RMB140,000,000 (equivalent to HK\$154,000,000) (2022: RMB1,105,000,000, equivalent to HK\$1,248,650,000). Two subsidiaries of the Group also provided guarantee for the loan repayment obligation of an independent third-party amounting to RMB35,610,000, equivalent to HK\$39,171,000, from whom the Group acquired these two subsidiaries.

#### 3.3 Capital risk management

The Group's primary objectives when managing capital are to safeguard the Group's ability to continue as a going concern, so that it can continue to provide returns for shareholders and benefits for other stakeholders and to maintain an optimal capital structure to reduce the cost of capital.

The Group actively and regularly reviews and manages its capital structure to ensure optimal capital structure and shareholder returns, taking into consideration the future capital requirements of the Group and capital efficiency, prevailing and projected profitability, projected operating cash flows, projected capital expenditure and projected strategic investment opportunities. In order to maintain or adjust the capital structure, the Group may adjust the amount of dividends paid to shareholders, repurchase the Company's shares, return capital to shareholders, issue new shares or sell assets to reduce debt.

### 3 財務風險管理 (續)

#### 3.2 財務風險因素 (續)

##### (c) 流動資金風險 (續)

附註：

- (a) 於二零二三年及二零二二年十二月三十一日，集團遵守優先票據及銀行借款合同且並無觸發隨時通知償還條款。
- (b) 於二零二三年十二月三十一日，集團就一間聯營公司獲授之銀行融資向銀行作出公司擔保。於二零二三年十二月三十一日，倘聯營公司拖欠銀行借款，集團可根據擔保要求應付的最高總金額為人民幣140,000,000元，相等於154,000,000港元（二零二二年：人民幣1,105,000,000元，相等於1,248,650,000港元）。集團兩間附屬公司亦就集團從其處收購該兩間附屬公司的獨立第三方的貸款償還責任提供擔保，金額為人民幣35,610,000元（相等於39,171,000港元）。

#### 3.3 資本風險管理

集團之資本管理主要目標為保障集團按持續基準經營之能力，以持續為股東帶來回報及為其他權益關涉者帶來利益，並保持最優資本架構以減少資本成本。

集團積極定期檢討及管理資本架構，並經考慮集團之日後資金需求及資本效益、當前及預期盈利能力及預期營運現金流量、預期資本開支及預期策略投資機會而確保優化資本架構及股東回報。為保持或調整資本架構，集團或會調整支付予股東之股息金額，回購公司股份，向股東回報資本，發行新股或銷售資產以減少債務。

# Notes to the Consolidated Financial Statements

## 綜合財務報表附註

(continued) (續)

### 3 FINANCIAL RISK MANAGEMENT (Continued)

#### 3.3 Capital risk management (Continued)

The Group monitors capital on the basis of available cash and cash equivalents and current ratio as shown in and derived from the consolidated statement of financial position. The table below analyses the Group's capital structure:

		<b>31 December 2023</b> 二零二三年 十二月 三十一日	31 December 2022 二零二二年 十二月 三十一日 (Restated) (經重列)	1 January 2022 二零二二年 一月一日 (Restated) (經重列)
Cash and cash equivalents (HK\$'000)	現金及現金等值項目 (千港元)	<b>2,095,411</b>	3,329,715	2,786,609
Current ratio (Current assets divided by current liabilities)	流動比率(流動資產除 以流動負債)	<b>0.68</b>	0.68	1.09

The Group also monitors capital on the basis of debt-to-asset ratio. The ratio is calculated as total debt divided by total assets. Total debt is calculated as total borrowings and senior notes. The Group's gearing ratio was 38% (2022 (restated): 36%) as at 31 December 2023.

### 3 財務風險管理 (續)

#### 3.3 資本風險管理(續)

集團根據綜合財務狀況表所示及計算所得之可用現金及現金等值項目及流動比率監控資本。下表為集團資本結構之分析：

集團亦按照資產負債比率對資本進行監控。該比率乃按總負債除以總資產計算。總負債則由借款總額加優先票據得出。集團於二零二三年十二月三十一日的資產負債比率為38% (二零二二年(經重列)：36%)。

# Notes to the Consolidated Financial Statements

## 綜合財務報表附註

(continued) (續)

### 3 FINANCIAL RISK MANAGEMENT (Continued)

#### 3.4 Fair value estimation

(i) *Financial instruments carried at fair value*

The following table presents the carrying value of the financial instruments measured at fair value at the statement of financial position date across the three levels of the fair value hierarchy defined in HKFRS 7, Financial Instruments: Disclosures, with the fair value of each financial instruments categorised in its entirety based on the lowest level of input that is significant to that fair value measurement.

The levels are defined as follows:

- Level 1 (highest level): fair values measured using quoted prices (unadjusted) in active markets for identical financial instruments.
- Level 2: fair values measured using quoted prices in active market for similar financial instruments, or using valuation techniques in which all significant inputs are directly or indirectly based on observable data.
- Level 3 (lowest level): fair values measured using valuation techniques in which any significant input is not based on observable market data.

### 3 財務風險管理 (續)

#### 3.4 公平值估計

(i) 以公平值列賬之金融工具

下表呈列於財務狀況表日期在香港財務報告準則第7號「金融工具：披露」所界定之公平值三個層次中，以公平值列賬之金融工具之賬面值，而各金融工具之公平值以對該公平值計量屬重大之最低層次輸入數據而整體分類。

所界定之層次如下：

- 第一層次（最高層次）：以可識別金融工具活躍市場報價（未經調整）計量公平值。
- 第二層次：以類似金融工具活躍市場報價，或以估值技術（其中所有重大輸入數據乃直接或間接以可觀察數據為本）計量公平值。
- 第三層次（最低層次）：以估值技術（其中任何重大輸入數據乃並非可觀察市場數據為本）計量公平值。



# Notes to the Consolidated Financial Statements

## 綜合財務報表附註

(continued) (續)

### 3 FINANCIAL RISK MANAGEMENT (Continued)

#### 3.4 Fair value estimation (Continued)

(i) Financial instruments carried at fair value (Continued)

		Level 1 第一層次 HK\$'000 千港元	Level 2 第二層次 HK\$'000 千港元	Level 3 第三層次 HK\$'000 千港元	Total 總額 HK\$'000 千港元
As at 31 December 2023	於二零二三年 十二月三十一日				
Financial assets at FVOCI:	按公平值計入其他全 面收益之金融資產：				
— Listed equity investments	— 上市股本投資	173,013	—	—	173,013
— Listed debt investments	— 上市債務投資	12,544	—	—	12,544
— Unlisted debt investments	— 非上市債務投資	—	450	—	450
		<b>185,557</b>	<b>450</b>	<b>—</b>	<b>186,007</b>
As at 31 December 2022	於二零二二年 十二月三十一日				
Financial assets at FVOCI:	按公平值計入其他全 面收益之金融資產：				
— Listed equity investments	— 上市股本投資	192,800	—	—	192,800
— Listed debt investments	— 上市債務投資	39,038	—	—	39,038
— Unlisted debt investments	— 非上市債務投資	—	450	—	450
		<b>231,838</b>	<b>450</b>	<b>—</b>	<b>232,288</b>

During the year, there were no transfers between instruments in level 1, level 2 and level 3.

於本年度，第一層次、第二層次及第三層次之間之工具概無轉撥。

### 3 財務風險管理 (續)

#### 3.4 公平值估計 (續)

(i) 以公平值列賬之金融工具 (續)

# Notes to the Consolidated Financial Statements

## 綜合財務報表附註

(continued) (續)

### 3 FINANCIAL RISK MANAGEMENT (Continued)

#### 3.4 Fair value estimation (Continued)

(i) Financial instruments carried at fair value (Continued)

##### (a) Financial instruments in level 1

The fair value of financial instruments traded in active markets is based on quoted market prices at the date of the statement of financial position. A market is regarded as active if quoted prices are readily and regularly available from an exchange, dealer, broker, industry group, pricing service, or regulatory agency, and those prices represent actual and regularly occurring market transactions on an arm's length basis. The quoted market price used for financial assets held by the Group is the current bid price. These instruments are included in level 1. Instruments included in level 1 comprise primarily Hong Kong and Dow Jones equity and debt investments classified as financial assets at FVOCI (2022: same).

##### (b) Financial instruments in level 2

The fair value of financial instruments that are not traded in an active market (for example, over-the-counter derivatives) is determined by using valuation techniques. These valuation techniques maximise the use of observable market data where it is available and rely as little as possible on entity specific estimates. If all significant inputs required to fair value an instrument are observable, the instrument is included in level 2.

### 3 財務風險管理 (續)

#### 3.4 公平值估計 (續)

(i) 以公平值列賬之金融工具 (續)

##### (a) 第一層次金融工具

於交投活躍市場買賣之金融工具之公平值根據財務狀況表日期之市場報價計算。交投活躍市場乃指可輕易地及定期從交易所、經銷商、經紀人、行業集團、報價服務或規管機構取得報價之市場，而有關報價是在經常進行之真實公平交易之基礎上呈現。集團所持金融資產所用之市場報價為當時買入價。這些工具包含在第一層次中。被列為第一層次之工具主要包括分類為按公平值計入其他全面收益之金融資產之香港及道瓊斯指數證券及債務投資(二零二二年：相同)。

##### (b) 第二層次金融工具

沒有在活躍市場買賣之金融工具(例如場外衍生工具)之公平值利用估值技術釐定。該等估值技術儘量利用可觀察市場數據(如有)，儘量少依賴實體的特定估計。如計量一金融工具之公平值所需的所有重大輸入數據為可觀察數據，則該工具列入第二層次。



# Notes to the Consolidated Financial Statements

## 綜合財務報表附註

(continued) (續)

### 3 FINANCIAL RISK MANAGEMENT (Continued)

#### 3.4 Fair value estimation (Continued)

(i) *Financial instruments carried at fair value (Continued)*

**(c) Financial instruments in level 3**

Fair values for the unquoted equity investments are estimated based on recent market transactions adjusted for specific circumstances of the issuer.

(ii) *Fair values of financial instruments carried at other than fair value*

The carrying amounts of the Group's financial instruments, including non-current assets carried at cost or amortised cost are not materially different from their fair values as at 31 December 2023 and 2022.

The Group uses a variety of methods and makes assumptions that are based on market conditions existing at each statement of financial position date. Quoted market prices or dealer quotes for similar instruments are used for long-term borrowings. Other techniques, such as estimated discounted cash flows, are used to determine fair value for the remaining financial instruments.

The carrying values less allowance for impairment of current receivables and of current payables are a reasonable approximation of their fair values. Estimated discounted cash flows at the current market interest rate are used to determine fair value for these financial instruments (i.e., level 3-lowest level).

### 3 財務風險管理 (續)

#### 3.4 公平值估計 (續)

(i) *以公平值列賬之金融工具 (續)*

**(c) 第三層次金融工具**

無報價權益投資的公平值根據就發行人特定情形調整的最近市場交易估計得出。

(ii) *以非公平值列賬之金融工具之公平值*

集團的金融工具(包括以成本或攤銷成本列賬之非流動資產)之賬面值, 與其於二零二三年及二零二二年十二月三十一日之公平值並無重大差別。

集團使用多種方法, 並按各財務狀況表日期當時之市況作出假設。長期借貸乃使用同類工具之市場價或交易商之報價。釐定其餘金融工具之公平值時則使用其他技術, 例如估計折現現金流量。

賬面值減即期應收賬款及即期應付賬款之減值撥備乃公平值之合理約數。按現行市率計算之估計折現現金流量乃用以釐定該等金融工具之公平值(即第三層次—最低層次)。



# Notes to the Consolidated Financial Statements

## 綜合財務報表附註

(continued) (續)

### 4 CRITICAL ACCOUNTING ESTIMATES AND JUDGMENTS

The Group's management makes assumptions, estimates and judgments in the process of applying the Group's accounting policies that affect the assets, liabilities, income and expenses in the consolidated financial statements prepared in accordance with HKFRS. The assumptions, estimates and judgments are based on historical experience and other factors that are believed to be reasonable under the circumstances. While the management reviews their judgments, estimates and assumptions continuously, the actual results will seldom equal to the estimates.

Estimates and judgments are regularly evaluated and are based on historical experience and other factors, including expectations of future events that are believed to be reasonable under the circumstances.

The matters described below are considered to be the most critical in understanding the estimates and judgments that are involved in preparing the Group's consolidated financial statements.

### 4 重大會計估計及判斷

集團的管理人員於應用影響根據香港財務報告準則編撰的綜合財務報表所載資產、負債、收入及開支的會計政策時作出假設、估計及判斷。相關假設、估計及判斷乃基於過往經驗及相信於當時情況屬合理的其他因素作出。雖然管理人員會不斷檢討彼等之判斷、估計及假設，但實際結果甚少與估計相同。

有關估計及判斷定期予以評估，並以過往經驗及其他因素為基準，包括對相信於有關情況下屬合理的未來事項的預期。

下文所述事項就理解編製集團綜合財務報表所涉估計及判斷而言，尤為重要。



# Notes to the Consolidated Financial Statements

## 綜合財務報表附註

(continued) (續)

### 4 CRITICAL ACCOUNTING ESTIMATES AND JUDGMENTS (Continued)

#### (a) Estimate of impairment of loan and interest receivables from and interest in an associate

The loss allowances for loan and interest receivables from an associate are based on assumptions about distribution of expected cash flows of the receivables under multiple scenarios. The Group uses judgment in making these assumptions, including the distribution of expected cash flows of the receivables under multiple scenarios based on the associate's past repayment history, business model, current situations and forecasts of future conditions, the discount rates, and the related probability weight under multiple scenarios.

The Group conducts impairment reviews of the interest in an associate if there is objective evidence of impairment as a result of one or more events that occurred after the initial recognition of the investment (a 'loss event') and that loss event has an impact on the estimated future cash flows from the investment that can be reliably estimated. Business valuation of the associate was performed by management to determinate the recoverability of the interest in an associate which involves management estimates and judgments such as commodity price growth, future production profile, and discount rate.

Favourable changes to some assumptions may decrease the impairment amount whereas unfavourable changes may increase the provisions.

### 4 重大會計估計及判斷 (續)

#### (a) 應收一間聯營公司之貸款及利息，以及於一間聯營公司之權益減值評估

應收一間聯營公司之貸款及利息虧損撥備乃基於多個情景下應收款項預期現金流量的分佈之假設而定。集團在作出以下假設時作出判斷，包括基於聯營公司過往還款記錄、業務模式、當前情況及未來狀況預測的多種情況下應收款項的預期現金流量分佈、貼現率及多種情況下的相關概率權重

倘出現客觀證據證明因首次確認資產後發生一宗或多宗事件導致出現減值（「虧損事項」），而該虧損事項對該項投資的估計未來現金流量構成的影響可合理估計，則集團會對於一間聯營公司之權益進行減值檢討。管理層對聯營公司進行業務估值，以釐定於聯營公司之權益之可回收性，涉及管理層估計及判斷，如商品價格上升、未來生產規模及折現率。

上述假設之有利變動或會使減值賬目減少，而不利變動或會使撥備增加。



# Notes to the Consolidated Financial Statements

## 綜合財務報表附註

(continued) (續)

### 4 CRITICAL ACCOUNTING ESTIMATES AND JUDGMENTS (Continued)

#### (b) Estimation of impairment of non-financial assets

The Group tests at least annually whether goodwill has suffered any impairment. Property, plant and equipment which includes oil and gas properties, and other non-financial assets are also reviewed for possible impairments whenever events or changes in circumstances indicate that the carrying amount may not be recoverable. Determination as to whether and how much an asset is impaired involves management estimates and judgments such as future prices of natural gas and crude oil. However, the impairment reviews and calculations are based on assumptions that are consistent with the Group's business plans. Favourable changes to some assumptions may allow the Group to avoid the need to impair any assets in these years, whereas unfavourable changes may cause the assets to become impaired.

The Group relied on experts to assess the geological prospects for the discovery of oil in the oilfield and estimated the value of oil to be produced in the future at a suitable discount rate in order to calculate the present value. For drilling costs and other exploration and evaluation assets, the Group determined whether the related well costs are expensed if it is determined that such economic viability is not attained after performing further feasibility studies. Judgment is required by the Board to determine key assumptions adopted in the cash flow projections and changes to key assumptions can significantly affect these cash flow projections and therefore the results of the impairment reviews.

### 4 重大會計估計及判斷 (續)

#### (b) 非金融資產減值估計

集團至少每年測試商譽有否減值。當事件或情況變化顯示賬面值可能無法收回時，物業、廠房及設備（其包括油氣資產）以及其他非金融資產亦予以檢討是否可能減值。確定資產是否減值及減值之金額涉及管理層之估計及判斷，例如天然氣及原油之未來價格。然而，減值檢討及計算乃根據與集團之業務計劃一致之假設而作出。若干假設之有利變動或會令集團避免於該等年度對任何資產進行減值，而不利變動或會使資產減值。

集團依賴專家對油田中發現石油的地質評估及按適當折現率估計未來將生產的石油價值，以計算現值。就鑽井成本及其他勘探及評估資產而言，倘確定於進一步進行可行性研究後無法實現經濟可行性，集團釐定有關油井支出是否支銷。董事局須作出判斷以釐定現金流量預測所採納的主要假設，而主要假設變動可重大影響該等現金流量預測，從而影響減值檢討的結果。



# Notes to the Consolidated Financial Statements

## 綜合財務報表附註

(continued) (續)

### 4 CRITICAL ACCOUNTING ESTIMATES AND JUDGMENTS (Continued)

#### (c) Impairment of financial assets

The loss allowances for financial assets are based on assumptions about risk of default and expected loss rates. The Group uses judgement in making these assumptions and selecting the inputs to the impairment calculation, based on the Group's past history existing market conditions as well as forward-looking estimates at the end of each reporting period. Details of the key assumptions and inputs used are disclosed in the tables in Note 3.2 (b).

#### (d) Estimation of useful lives and residual values of property, plant and equipment (excluding the property, plant and equipment under the segment "exploitation and production of crude oil and nature gas")

The Group's management determines the estimated useful lives and residual values for the Group's property, plant and equipment. This estimate is based on the historical experience of the actual useful lives and residual values of property, plant and equipment of similar nature and functions. It could change significantly as a result of technological advancement and innovations in the natural gas industry. Management will adjust the depreciation charge where residual values vary with previously estimated, or it will write-off or write-down technically obsolete or non-strategic assets that have been abandoned or sold. Actual residual values may differ from estimated residual values. Periodic review could result in a change in depreciation in the future periods.

### 4 重大會計估計及判斷 (續)

#### (c) 金融資產減值

金融資產之虧損撥備乃基於違約風險及預期虧損率之假設而定。於各報告期末，根據集團的過往記錄、現時市場狀況及前瞻性估計，集團於作出該等假設及挑選輸入數據計算減值時使用判斷方法。有關所用主要假設及輸入數據之詳情披露於附註3.2 (b)中的表格。

#### (d) 物業、廠房及設備（不包括「開採及生產原油及天然氣」分部的物業、廠房及設備）的可使用年期及剩餘價值估計

集團管理層釐定集團的物業、廠房及設備之估計可使用年期及剩餘價值。此估計乃基於對類似性質及功能的物業、廠房及設備之實際可使用年期及剩餘價值的歷史經驗而作出。此估計可因天然氣行業的技術進步及創新而大幅轉變。如剩餘價值與先前估計有差別，管理層將調整折舊費用，或撇銷或撇減技術上過時或被廢棄或出售的非策略性資產。實際剩餘價值可能與估計剩餘價值不同。定期檢討可能導致未來期間的折舊變動。

# Notes to the Consolidated Financial Statements

## 綜合財務報表附註

(continued) (續)

### 4 CRITICAL ACCOUNTING ESTIMATES AND JUDGMENTS (Continued)

#### (e) Estimate of petroleum reserve under the segment of “exploitation and production of crude oil and natural gas”

Estimates of petroleum reserves are key elements in the Group's investment decision-making process. Changes in total proved plus probable petroleum reserves will affect unit-of-production depreciation and depletion recorded in the Group's consolidated financial statements for property, plant and equipment related to oil and gas production activities. A reduction in proved plus probable reserves will increase depreciation and depletion charges. Petroleum reserve estimates are subject to revision, either upward or downward, based on new information, such as from development drilling and production activities or from changes in economic factors, including product prices, contract terms or development plans.

#### (f) Income taxes and deferred income tax

Significant judgement is required in determining the provision for income taxes. There are many transactions and calculations for which the ultimate tax determination is uncertain during the ordinary course of business. The Group recognises liabilities for anticipated tax audit issues based on estimates of whether additional taxes will be required. Where the final tax outcome of these matters is different from the amounts that were initially recorded, such differences will impact the income tax and deferred tax provisions in the period in which such determination is made.

As at 31 December 2023, the Group did not recognise deferred tax assets in respect of tax losses amounting to HK\$49,767,000 (2022: HK\$45,014,000) that could be carried forward against future taxable income as the realisation of the related tax benefits through future taxable profit is not probable. Estimating the amount of deferred tax asset arising from tax losses requires a process that involves determining appropriate provisions for income tax expense, forecasting future year's taxable income and assessing our ability to utilise tax benefits through future earnings. In cases where the actual future profits generated are different from original estimates than expected, such differences will impact the recognition of deferred tax assets and income tax charges in the year in which such circumstances are changed.

### 4 重大會計估計及判斷 (續)

#### (e) 「開採及生產原油及天然氣」分部石油儲量之估計

石油儲量之估計對集團之投資決策過程至關重要。探明概算石油總儲量之變化將影響於集團綜合財務報表就與石油及天然氣生產活動相關之物業、廠房及設備所入賬之單位產量折舊及損耗。探明加概算儲量之減少將增加折舊及損耗金額。石油儲量估計可根據新資料作出向上或向下修訂，例如，來自開發鑽探及生產活動或來自經濟因素之變化，包括產品價格、合同條款或開發計劃等。

#### (f) 所得稅及遞延所得稅

在釐定所得稅撥備時，須要作出重大判斷。在日常業務過程中有多項交易及計算方式，均會導致未能確定最終所定稅項。集團根據估計是否須繳納額外稅項而確認預計稅務審核事宜之負債。倘若該等事宜最終所得的稅項與最初錄得的款額有所差異，有關差額將影響有關判斷期間的所得稅及遞延稅項撥備。

於二零二三年十二月三十一日，集團並無就可結轉以抵銷未來應課稅收入的稅項虧損49,767,000港元（二零二二年：45,014,000港元）確認遞延稅項資產，因為不可能透過未來應課稅溢利變現相關稅項優惠。估算稅項虧損產生的遞延稅項資產金額需要一個過程，該過程涉及釐定所得稅開支的適當撥備、預測未來年度的應課稅收入以及評估我們通過未來盈利動用稅項優惠的能力。當產生的實際未來溢利相較預期有別於原先估計時，有關差額將會影響該等情形有所變動年度的遞延稅項資產及所得稅開支的確認。



# Notes to the Consolidated Financial Statements

## 綜合財務報表附註

(continued) (續)

### 5 REVENUE AND SEGMENT INFORMATION

The Group's principal activities are the sales and distribution of natural gas, crude oil and other related products, provision of construction and connection services of gas pipelines and production and sales at coal derived clean energy and other related products in the PRC, and the exploitation and production of crude oil and natural gas in Canada. Revenue for the year comprises the following:

Sales and distribution of natural gas and other related products	銷售及輸送天然氣及其他相關產品
Gas pipeline connection and construction services income	燃氣管道接駁及建造服務收入
Exploitation and production of crude oil and natural gas	開採及生產原油及天然氣
Production and sales of coal-derived clean energy and other related products	生產及銷售煤基清潔能源及其他相關產品

### 5 營業額及分部資料

集團主要從事銷售及輸送天然氣、原油及其他相關產品、於中國提供燃氣管道建造及接駁服務及生產和銷售煤基清潔能源及其他相關產品，以及在加拿大開採及生產原油及天然氣。年內營業額包括以下各項：

2023 二零二三年 HK\$'000 千港元	2022 二零二二年 HK\$'000 千港元 (Restated) (經重列)
<b>14,096,140</b>	14,616,792
<b>1,145,077</b>	959,762
<b>501,798</b>	726,721
<b>2,784,789</b>	993,400
<b>18,527,804</b>	17,296,675

The Group identifies operating segments and prepares segment information based on the regular internal financial information reported to the executive Directors for the purposes of resource allocation and assessment of performance focuses more specifically on sales of natural gas, gas pipeline construction and connection; production and sales of coal derived clean energy and other related products and exploitation and production of crude oil and natural gas.

集團根據定期向執行董事匯報供資源分配及表現評估之內部財務資料識別其經營分部及編製分部資料，並更多側重於銷售天然氣、燃氣管道建造及接駁，生產及銷售煤基清潔能源及其他相關產品以及開採及生產原油及天然氣。

The Group has presented the following four reportable segments for the year ended 31 December 2023:

- sales and distribution of natural gas and other related products
- gas pipeline construction and connection
- exploitation and production of crude oil and natural gas
- production and sales of coal-derived clean energy and other related products

截至二零二三年十二月三十一日止年度，集團已呈列以下四個可報告分部：

- 銷售及輸送天然氣及其他相關產品
- 燃氣管道建造及接駁
- 開採及生產原油及天然氣
- 生產及銷售煤基清潔能源及其他相關產品

# Notes to the Consolidated Financial Statements

## 綜合財務報表附註

(continued) (續)

### 5 REVENUE AND SEGMENT INFORMATION (Continued)

No operating segments have been aggregated to form the above reportable segments.

The executive directors assess the performance of the business segments based on profit before taxation without allocation of other gains, net, finance income, finance costs, share of profits of investments accounted for using the equity method, net, reversal of impairment on oil and gas properties under property, plant and equipment, written off of exploration and evaluation assets, net impairment losses on financial and contract assets, net impairment losses on investment in an associate and other unallocated corporate expenses, which is consistent with these in the consolidated financial statements. Meanwhile, the Group does not allocate assets and liabilities to its segments and report the sales from external customers by geographical market, as the executive directors do not use this information to allocate resources to or evaluate the performance of operating segment. Therefore, the Group does not report a measure of segment assets and liabilities for each reportable segment and a measure of sales by geographical market.

Information regarding the Group's reportable segments as provided to the executive Directors for the purpose of resources allocation and assessment of segment performance for the years ended 31 December 2023 and 2022 is set out below.

### 5 營業額及分部資料 (續)

沒有匯總經營分部以組成上述可報告分部。

執行董事根據除稅前溢利就業務分部之表現進行評估，而並無分配其他收益淨額、利息收入、財務費用、分佔使用權益法入賬之投資的溢利、淨額、物業、廠房及設備項下油氣資產減值撥回、勘探及評估資產沖銷、金融及合約資產減值虧損淨額、於一間聯營公司之投資之減值虧損淨額及其他未分配企業開支，與綜合財務報表所述者一致。與此同時，集團並無分配資產及負債予其分部及呈報來自地區市場外部客戶的銷售額，因為執行董事並無使用該等資料分配資源或評估其經營分部表現。因此，集團並無就各可報告分部呈報分部資產及負債之計量及按地區市場銷售額之計量。

截至二零二三年及二零二二年十二月三十一日止年度，向執行董事提供以用作資源分配及分部表現評估有關集團可報告分部之資料載列如下。

# Notes to the Consolidated Financial Statements

## 綜合財務報表附註

(continued) (續)

### 5 REVENUE AND SEGMENT INFORMATION (Continued)

### 5 營業額及分部資料 (續)

For the year ended 31 December 2023:

截至二零二三年十二月三十一日止年度：

		Sales and distribution of natural gas and other related products	Gas pipeline construction and connection	Exploitation and production of crude oil and natural gas	Production and sales of coal-derived clean energy and other related products	Group
		銷售及輸送天然氣及其他相關產品 HK\$'000 千港元	燃氣管道建造及接駁 HK\$'000 千港元	開採及生產原油及天然氣 HK\$'000 千港元	生產及銷售煤基清潔能源及其他相關產品 HK\$'000 千港元	集團 HK\$'000 千港元
<b>Segment revenue and results</b>	<b>分部營業額及業績</b>					
Segment revenue	分部營業額					
Recognised at a point in time	於某一時間點確認	14,096,140	—	501,798	2,784,789	17,382,727
Recognised over time	於一段時間內確認	—	1,145,077	—	—	1,145,077
Sales to external customers	外部客戶銷售額	14,096,140	1,145,077	501,798	2,784,789	18,527,804
Segment results	分部業績	1,169,160	432,504	175,552	(148,376)	1,628,840
Finance income (Note 9)	財務收入(附註9)					214,654
Other gains, net (Note 7)	其他收益·淨額(附註7)					2,384
Finance costs (Note 9)	財務費用(附註9)					(432,757)
Net impairment losses on financial and contract assets (Note 3.2(b))	金融及合約資產的減值虧損淨額(附註3.2(b))					(201,111)
Net impairment losses on investment in an associate (Note 20)	投資於一間聯營公司的減值虧損淨額(附註20)					(140,650)
Written off of exploration and evaluation assets (Note 17)	勘探及評估資產沖銷(附註17)	—	—	(2,935)	—	(2,935)
Share of profits of investments accounted for using the equity method, net (Note 20)	分佔使用權益法入賬之投資溢利·淨額(附註20)					34,541
Unallocated corporate expenses	未分配企業開支					(382,427)
Profit before taxation	除稅前溢利					720,539
Taxation (Note 12)	稅項(附註12)					(340,385)
Profit for the year	年內溢利					380,154

# Notes to the Consolidated Financial Statements

## 綜合財務報表附註

(continued) (續)

### 5 REVENUE AND SEGMENT INFORMATION (Continued)

### 5 營業額及分部資料 (續)

For the year ended 31 December 2022:

截至二零二二年十二月三十一日止年度：

	Sales and distribution of natural gas and other related products	Gas pipeline construction and connection	Exploitation and production of crude oil and natural gas	Production and sales of coal-derived clean energy and other related products	Group	
	銷售及輸送天然氣及其他相關產品 HK\$'000 千港元	燃氣管道建造及接駁 HK\$'000 千港元 (Restated) (經重列)	開採及生產原油及天然氣 HK\$'000 千港元	生產及銷售煤基清潔能源及其他相關產品 HK\$'000 千港元	集團 HK\$'000 千港元 (Restated) (經重列)	
<b>Segment revenue and results (restated)</b>	<b>分部營業額及業績(經重列)</b>					
Segment revenue	分部營業額					
Recognised at a point in time	於某一時間點確認	14,616,792	—	726,721	993,400	16,336,913
Recognised over time	於一段時間內確認	—	959,762	—	—	959,762
Sales to external customers	外部客戶銷售額	14,616,792	959,762	726,721	993,400	17,296,675
Segment results	分部業績	1,140,253	404,073	402,424	5,663	1,952,413
Finance income (Note 9)	財務收入(附註9)					247,024
Other gains, net (Note 7)	其他收益·淨額(附註7)					42,315
Finance costs (Note 9)	財務費用(附註9)					(453,051)
Net impairment losses on financial and contract assets (Note 3.2(b))	金融及合約資產的減值虧損淨額(附註3.2(b))					(11,709)
Reversal of impairment on oil and gas properties under property, plant and equipment (Note 15)	物業、廠房及設備項下油氣資產減值撥回(附註15)	—	—	118,251	—	118,251
Written off of exploration and evaluation assets (Note 17)	勘探及評估資產沖銷(附註17)	—	—	(3,665)	—	(3,665)
Share of profits of investments accounted for using the equity method, net (Note 20)	分佔使用權益法入賬之投資溢利·淨額(附註20)					59,734
Unallocated corporate expenses	未分配企業開支					(374,811)
Profit before taxation	除稅前溢利					1,576,501
Taxation (Note 12)	稅項(附註12)					(388,688)
Profit for the year	年內溢利					1,187,813

# Notes to the Consolidated Financial Statements

## 綜合財務報表附註

(continued) (續)

### 5 REVENUE AND SEGMENT INFORMATION (Continued)

No external customers of the Group contributed over 10% of the Group's revenue for the years ended 31 December 2023 and 2022.

Analysis of the Group's assets by geographical market for the years ended 31 December 2023 and 2022 is set out below:

### 5 營業額及分部資料 (續)

截至二零二三年及二零二二年十二月三十一日止年度，集團沒有外部客戶於集團之營業額中貢獻超過10%。

截至二零二三年及二零二二年十二月三十一日止年度，集團按地區市場劃分之資產之分析載列如下：

		2023 二零二三年		2022 二零二二年		2021 二零二一年
		Total assets	Additions to non-current assets 添置非流動資產	Total assets	Additions to non-current assets 添置非流動資產	Total assets
		總資產 HK\$'000 千港元	非流動資產 HK\$'000 千港元	總資產 HK\$'000 千港元 (Restated) (經重列)	非流動資產 HK\$'000 千港元 (Restated) (經重列)	總資產 HK\$'000 千港元 (Restated) (經重列)
Hong Kong	香港	478,372	3,304	1,027,200	33,904	422,045
Mainland China	中國內地	15,891,153	895,582	16,215,609	1,483,449	16,903,683
Canada	加拿大	2,607,098	222,910	2,523,424	287,053	2,492,440
Total	總計	18,976,623	1,121,796	19,766,233	1,804,406	19,818,168
Unallocated	未分配					
Investments accounted for using the equity method (Note 20)	使用權益法入賬之投資 (附註20)	1,633,245		1,698,560		1,758,418
Deferred tax assets (Note 29)	遞延稅項資產 (附註29)	45,176		12,534		14,698
Financial assets at fair value through other comprehensive income (Note 21)	按公平值計入其他全面收益之金融資產 (附註21)	186,007		232,288		289,795
Total assets	總資產	20,841,051		21,709,615		21,881,079

# Notes to the Consolidated Financial Statements

## 綜合財務報表附註

(continued) (續)

### 6 OTHER INCOME

		2023 二零二三年 HK\$'000 千港元	2022 二零二二年 HK\$'000 千港元
Government subsidies (Note (i))	政府補貼(附註(i))	40,116	26,517
Dividend income from equity investments at FVOCI (Note 21)	按公平值計入其他全面收益之股本投資之股息收入(附註21)	2,172	1,916
Financial guarantee income (Note 34)	財務擔保收入(附註34)	7,877	6,294
Others	其他	11,475	7,338
		<b>61,640</b>	<b>42,065</b>

Notes:

- (i) Subsidies from the government are recognised at their fair value where there is a reasonable assurance that the grant will be received and the Group will comply with all attached conditions.

Government subsidies relating to costs are deferred and recognised in the profit or loss over the period necessary to match them with the costs that they are intended to compensate.

Government subsidies relating to property, plant and equipment are included in non-current liabilities as deferred government grants and are credited to the profit or loss on a straight-line basis over the expected lives of the related assets.

### 6 其他收入

附註：

- (i) 當能合理確定將收到政府的補貼，而集團將遵守所有附帶條件時，政府補助按其公平值確認。

與成本有關的政府補貼將被遞延，並於與其擬定補償的成本配對在所需期間內於損益中確認。

與物業、廠房及設備有關的政府補貼列入非流動負債作為遞延政府補助，並按直線法於相關資產預計年限計入損益。

### 7 OTHER GAINS, NET

		2023 二零二三年 HK\$'000 千港元	2022 二零二二年 HK\$'000 千港元
Losses on disposals of debt investments at fair value through other comprehensive income	出售按公平值計入其他全面收益之債務投資的虧損	(1,527)	(5,382)
Losses on disposal of an associate	出售一間聯營公司的虧損	(558)	—
Gains on disposal of property, plant and equipment and right-of-use assets	出售物業、廠房及設備以及使用權資產的收益	4,469	47,697
		<b>2,384</b>	<b>42,315</b>

### 7 其他收益，淨額

# Notes to the Consolidated Financial Statements

## 綜合財務報表附註

(continued) (續)

### 8 OPERATING PROFIT

Operating profit has been arrived after charging/(crediting) the following items:

### 8 經營溢利

經營溢利已扣除／（計入）以下各項後達至：

		2023 二零二三年 HK\$'000 千港元	2022 二零二二年 HK\$'000 千港元 (Restated) (經重列)
Employee benefit expenses (Note 10)	僱員福利開支(附註10)	533,778	531,403
Cost of inventories recognised as expense	確認為開支的存貨成本	14,305,302	12,786,391
Auditor's remuneration	核數師酬金		
— Audit services	— 審核服務	4,500	3,150
Depreciation and depletion of property, plant and equipment (Note 15)	物業、廠房及設備折舊及損耗(附註15)	690,986	739,298
Depreciation of right-of-use assets (Note 16)	使用權資產折舊(附註16)	24,288	23,194
Amortisation of intangible assets (Note 19)	無形資產攤銷(附註19)	8,722	9,761
Short term lease expenses (Note 16)	短期租賃開支(附註16)	4,704	3,516
Gains on disposals of property, plant and equipment and right-of-use assets (Note 7)	出售物業、廠房及設備以及土地使用權的收益(附註7)	(4,469)	(47,697)
Net impairment losses on financial and contract assets (Note 3.2(b))	金融及合約資產減值虧損淨額(附註3.2(b))	201,111	11,709
Net impairment losses on investment in an associate (Note 20)	於一間聯營公司之投資減值虧損淨額(附註20)	140,650	—
Net exchange losses	匯兌虧損淨額	9,983	10,725
Written off of exploration and evaluation assets (Note 17)	勘探及評估資產沖銷(附註17)	2,935	3,665

# Notes to the Consolidated Financial Statements

## 綜合財務報表附註

(continued) (續)

### 9 FINANCE INCOME AND COSTS

### 9 財務收入及費用

		2023 二零二三年 HK\$'000 千港元	2022 二零二二年 HK\$'000 千港元 (Restated) (經重列)
Interests income on:	利息收入：		
Bank deposits	銀行存款	105,735	116,932
Debt investments at FVOCI	按公平值計入其他全面 收益之債務投資	25,491	28,522
Loan to an associate (Note 34(b))	貸款予一間聯營公司 (附註34(b))	81,496	97,902
Loans to third parties	貸款予第三方	1,932	3,668
		<b>214,654</b>	247,024
Interests expenses on:	利息費用：		
Bank borrowings	銀行借款	(262,092)	(201,475)
Other borrowings	其他借款	(14,333)	(2,961)
Lease liabilities (Note 16)	租賃負債(附註16)	(2,301)	(5,010)
Senior notes	優先票據	(151,916)	(280,393)
Accretion of assets retirement obligation (Note 30)	資產報廢承擔添加 (附註30)	(4,698)	(3,440)
Less: Amounts capitalised (Note 15(iv))	減：資本化金額(附註15(iv))	2,583	40,228
		<b>(432,757)</b>	(453,051)



# Notes to the Consolidated Financial Statements

## 綜合財務報表附註

(continued) (續)

### 10 EMPLOYEE BENEFIT EXPENSES, INCLUDING DIRECTORS' EMOLUMENTS

### 10 僱員福利開支，包括董事酬金

		2023 二零二三年 HK\$'000 千港元	2022 二零二二年 HK\$'000 千港元
Salaries, wages and bonuses	薪金、工資及獎金	470,896	471,099
Pension costs — defined contribution plans	退休金成本 — 界定供款計劃	62,882	60,304
		<b>533,778</b>	<b>531,403</b>

#### (a) Five highest paid individuals

The five individuals whose emoluments were the highest in the Group for the year include 2 (2022: 2) directors whose emolument is reflected in the analysis presented in Note 11. The emoluments paid or payable to the remaining 3 (2022: 3) individuals during the year are as follows:

#### (a) 五名最高薪酬人士

集團年內五名最高酬金之人士包括2名(二零二二年: 2名)董事，其酬金已載於附註11呈列的分析。年內已付或應付予其餘3名(二零二二年: 3名)人士的酬金如下所示：

		2023 二零二三年 HK\$'000 千港元	2022 二零二二年 HK\$'000 千港元
Salaries, allowances and benefits in kind	薪金、津貼及實物利益	12,764	10,218
Retirement benefits scheme contributions	退休福利計劃供款	—	18
		<b>12,764</b>	<b>10,236</b>

# Notes to the Consolidated Financial Statements

## 綜合財務報表附註

(continued) (續)

### 10 EMPLOYEE BENEFIT EXPENSES, INCLUDING DIRECTORS' EMOLUMENTS (Continued)

#### (a) Five highest paid individuals (Continued)

The number of employees whose remuneration fell within the following band was as follows:

		Number of employees 僱員人數	
		2023 二零二三年	2022 二零二二年
HK\$3,000,001 to HK\$4,000,000	3,000,001港元至 4,000,000港元	1	3
HK\$4,000,001 to HK\$5,000,000	4,000,001港元至 5,000,000港元	2	—

No emoluments were paid or payable to the above highest paid individuals as an inducement to join the Group or as compensation for loss of office for the years ended 31 December 2023 and 2022.

#### (b) Senior management's emoluments

Details of remuneration paid to members of senior management fell within the following bands:

		Number of employees 僱員人數	
		2023 二零二三年	2022 二零二二年
HK\$0 to HK\$1,000,000	0港元至1,000,000港元	8	9
HK\$1,000,001 to HK\$2,000,000	1,000,001港元至 2,000,000港元	5	5
HK\$2,000,001 to HK\$3,000,000	2,000,001港元至 3,000,000港元	3	3
HK\$3,000,001 to HK\$4,000,000	3,000,001港元至 4,000,000港元	2	3
HK\$4,000,001 to HK\$5,000,000	4,000,001港元至 5,000,000港元	2	—

### 10 僱員福利開支，包括董事酬金 (續)

#### (a) 五名最高薪酬人士 (續)

屬以下酬金範圍之僱員人數如下：

		Number of employees 僱員人數	
		2023 二零二三年	2022 二零二二年
HK\$3,000,001 to HK\$4,000,000	3,000,001港元至 4,000,000港元	1	3
HK\$4,000,001 to HK\$5,000,000	4,000,001港元至 5,000,000港元	2	—

截至二零二三年及二零二二年十二月三十一日止年度，集團並無支付或應付任何酬金予董事及上述最高薪酬之人士，作為招攬彼等加盟集團或作為彼等離職之補償。

#### (b) 高級管理層成員薪酬

屬以下酬金範圍的已付高級管理層成員酬金詳情：

		Number of employees 僱員人數	
		2023 二零二三年	2022 二零二二年
HK\$0 to HK\$1,000,000	0港元至1,000,000港元	8	9
HK\$1,000,001 to HK\$2,000,000	1,000,001港元至 2,000,000港元	5	5
HK\$2,000,001 to HK\$3,000,000	2,000,001港元至 3,000,000港元	3	3
HK\$3,000,001 to HK\$4,000,000	3,000,001港元至 4,000,000港元	2	3
HK\$4,000,001 to HK\$5,000,000	4,000,001港元至 5,000,000港元	2	—

# Notes to the Consolidated Financial Statements

## 綜合財務報表附註

(continued) (續)

### 11 BENEFITS AND INTERESTS OF DIRECTORS (DISCLOSURES REQUIRED BY SECTION 383 OF THE HONG KONG COMPANIES ORDINANCE (CAP. 622), COMPANIES (DISCLOSURE OF INFORMATION ABOUT BENEFITS OF DIRECTORS) REGULATION (CAP. 622G) AND HK LISTING RULES)

#### (a) Directors' emoluments

Emoluments paid or receivable in respect of person's services as a director or services in connection with the management of the affairs, whether of the Company or its subsidiary undertakings:

For the year ended 31 December 2023:

### 11 董事利益及權益（香港公司條例（第622章）第383條、公司（披露董事利益資料）規例（第622 G章）及香港上市規則規定的披露）

#### (a) 董事酬金

已付出任公司或其附屬公司董事或提供與管理事務有關的服務之人士之酬金或其應收酬金如下：

截至二零二三年十二月三十一日止年度：

	Fees	Salaries, allowances and benefits in kind	Share awards	Employer's contribution to a retirement benefit scheme	Total
	袍金	薪金、津貼及實物利益	股份獎勵	僱主對退休福利計劃的供款	總計
	HK\$'000	HK\$'000	HK\$'000	HK\$'000	HK\$'000
	千港元	千港元	千港元	千港元	千港元
<b>Executive directors:</b>					
Xu Tie-liang (Chief Executive Officer)	120	22,602	—	18	22,740
Gao Falian	120	1,073	—	—	1,193
Guan Yijun	120	6,500	—	18	6,638
Xu Ran	118	997	—	18	1,133
<b>Independent non-executive directors:</b>					
Liu Zhihong (appointed on 15 June 2023)	65	—	—	—	65
Wang Wenhua (resigned on 15 June 2023)	55	—	—	—	55
Wang Guang-tian	120	—	—	—	120
Yang Jie	120	—	—	—	120
<b>Total</b>	<b>838</b>	<b>31,172</b>	<b>—</b>	<b>54</b>	<b>32,064</b>

# Notes to the Consolidated Financial Statements

## 綜合財務報表附註

(continued) (續)

### 11 BENEFITS AND INTERESTS OF DIRECTORS (DISCLOSURES REQUIRED BY SECTION 383 OF THE HONG KONG COMPANIES ORDINANCE (CAP. 622), COMPANIES (DISCLOSURE OF INFORMATION ABOUT BENEFITS OF DIRECTORS) REGULATION (CAP. 622G) AND HK LISTING RULES) (Continued)

#### (a) Directors' emoluments (Continued)

For the year ended 31 December 2022:

	Fees	Salaries, allowances and benefits in kind	Share awards	Employer's contribution to a retirement benefit scheme	Total
	袍金	薪金、津貼及 實物利益	股份獎勵	僱主對退休福利 計劃的供款	總計
	HK\$'000	HK\$'000	HK\$'000	HK\$'000	HK\$'000
	千港元	千港元	千港元	千港元	千港元
<b>Executive directors:</b>					
<b>執行董事：</b>					
Xu Tie-liang (Chief Executive Officer)	120	27,638	—	18	27,776
Gao Falian	120	1,033	—	—	1,153
Guan Yijun	120	6,500	—	18	6,638
Xu Ran	120	1,001	—	18	1,139
<b>Independent non-executive directors:</b>					
<b>獨立非執行董事：</b>					
Wang Wenhua	120	—	—	—	120
Wang Guang-tian	120	—	—	—	120
Yang Jie	120	—	—	—	120
<b>Total</b>	<b>840</b>	<b>36,172</b>	<b>—</b>	<b>54</b>	<b>37,066</b>

No directors of the Company waived any emoluments and no emoluments were paid by the Group to any of the directors of the Company as an accepting office as director or as a compensation for loss of office as director.

### 11 董事利益及權益（香港公司條例（第622章）第383條、公司（披露董事利益資料）規例（第622 G章）及香港上市規則規定的披露）（續）

#### (a) 董事酬金（續）

截至二零二二年十二月三十一日止年度：

概無公司董事放棄任何酬金，集團亦無向任何公司董事支付酬金，作為接受董事職位之獎勵或離任董事職位之補償。



# Notes to the Consolidated Financial Statements

## 綜合財務報表附註

(continued) (續)

### 11 BENEFITS AND INTERESTS OF DIRECTORS (DISCLOSURES REQUIRED BY SECTION 383 OF THE HONG KONG COMPANIES ORDINANCE (CAP. 622), COMPANIES (DISCLOSURE OF INFORMATION ABOUT BENEFITS OF DIRECTORS) REGULATION (CAP. 622G) AND HK LISTING RULES) (Continued)

#### (b) Directors' retirement benefits

No retirement benefits were paid to or receivable by any directors in respect of their other services in connection with the management of the affairs of the Company or its subsidiary undertaking (2022: Nil).

#### (c) Directors' termination benefits

No payment was made to directors as compensation for the early termination of the appointment during the year (2022: Nil).

#### (d) Consideration provided to third parties for making available directors' services

No payment was made to the former employer of directors for making available the services of them as a director of the Company (2022: Nil).

#### (e) Information about loans, quasi-loans and other dealings in favour of directors, controlled bodies corporate by and connected entities with such directors

There are no loans, quasi-loans and other dealings in favour of directors, controlled bodies corporate by and connected entities with such directors during the year (2022: Nil).

#### (f) Directors' material interests in transactions, arrangements or contracts

No significant transactions, arrangements and contracts in relation to the Group's business to which the Company was a party and in which a director of the Company had a material interest, whether directly or indirectly, subsisted at the end of the year or at any time during the year (2022: Nil).

### 11 董事利益及權益（香港公司條例（第622章）第383條、公司（披露董事利益資料）規例（第622 G章）及香港上市規則規定的披露）（續）

#### (b) 董事退休福利

董事並無就其有關管理公司或其附屬公司事務之其他服務獲支付或應收取退休福利（二零二二年：無）。

#### (c) 董事離職福利

年內，並無向董事作出提前終止任命的補償（二零二二年：無）。

#### (d) 就獲取董事服務向第三方支付代價

並無就獲取董事作為公司董事提供的服務而向其前僱主作出付款（二零二二年：無）。

#### (e) 有關以董事、該等董事的受控制法團及關連實體為受益人的貸款、準貸款及其他交易的資料

年內，概無以董事、該等董事之受控制法團及關連實體為受益人之貸款、準貸款及其他交易（二零二二年：無）。

#### (f) 董事於交易、安排或合約的重大權益

公司概無於年終或年內任何時間訂有任何公司董事於當中直接或間接擁有任何重大權益且與集團業務有關之重大交易、安排及合約（二零二二年：無）。

# Notes to the Consolidated Financial Statements

## 綜合財務報表附註

(continued) (續)

### 12 TAXATION

No provision for Hong Kong profits tax has been made as the Group did not have any assessable profits subject to Hong Kong profits tax for the year (2022: Nil).

Pursuant to the relevant PRC corporate income tax rules and regulations, withholding tax is imposed on dividends declared in respect of profits earned by the Company's PRC subsidiaries from 1 January 2008 onwards at 10% (2022: 10%). Certain entities of the Group with Hong Kong business and directly owns at least 25% of the capital of the PRC subsidiaries are entitled to the lower withholding tax rate at 5% (2022: 5%).

In accordance with the relevant PRC corporate income tax laws, regulations and implementation guidance note, subsidiaries in Mainland China are subject to the PRC corporate income tax rate at 25% (2022: 25%). Certain subsidiaries are entitled to tax concessions and tax relief whereby the profits of those subsidiaries are taxed at a preferential income tax rate of 15% (2022: 15%).

Canada income tax has been provided for at the rate of 23% on the estimated assessable profits for the year (2022: 23%), which represented the tax rate in Alberta, Canada and the Canada's federal tax rate of 8% (2022: 8%) and 15% (2022: 15%) respectively.

Taxation on other overseas profits has been calculated on the estimated assessable profit for the year at the applicable rates of taxation prevailing in the jurisdictions in which the Group operates.

### 12 稅項

由於集團於本年度並無賺取任何需繳納香港利得稅之應課稅溢利，故並無為香港利得稅作提撥準備（二零二二年：無）。

根據相關中國企業所得稅法及條例，自二零零八年一月一日起，就公司中國附屬公司所賺取之溢利申報股息按10%（二零二二年：10%）之稅率繳納預扣稅。若干擁有香港業務且直接擁有中國附屬公司至少25%股本之集團實體享有5%（二零二二年：5%）之較低預扣稅。

根據相關中國企業所得稅法、條例及實施細則，於中國內地的附屬公司按25%（二零二二年：25%）之稅率繳納中國企業所得稅。若干附屬公司享有稅務優惠及寬免，據此，該等附屬公司之溢利以優惠所得稅稅率15%（二零二二年：15%）納稅。

年內加拿大所得稅乃按23%估計應課稅溢利計提（二零二二年：23%），即加拿大阿爾伯塔省稅率及加拿大聯邦稅率分別為8%（二零二二年：8%）及15%（二零二二年：15%）。

其他海外溢利稅項乃以集團經營所在司法權區適用現行稅率按年內估計應課稅溢利計算稅項。

		2023 二零二三年 HK\$'000 千港元	2022 二零二二年 HK\$'000 千港元 (Restated) (經重列)
Current tax	當期稅項	352,332	276,692
Deferred tax (Note 29)	遞延稅項(附註29)	(11,947)	111,996
Taxation	稅項	<b>340,385</b>	388,688

# Notes to the Consolidated Financial Statements

## 綜合財務報表附註

(continued) (續)

### 12 TAXATION (Continued)

There is no tax impact relating to components of other comprehensive income for the year ended 31 December 2023 (2022: Nil).

The taxation on the Group's profit before taxation differs from the theoretical amount that would arise using the weighted average tax rate applicable to profits of the Group as follows:

		2023 二零二三年 HK\$'000 千港元	2022 二零二二年 HK\$'000 千港元 (Restated) (經重列)
Profit before taxation	除稅前溢利	720,539	1,576,501
Tax calculated at the applicable rates in the tax jurisdictions concerned	按相關稅收司法權區適用稅率計算的稅項	244,703	434,483
Tax effect of associates and joint venture's result reported	已呈報聯營公司及合營公司業績之稅項影響	(12,483)	14,933
Tax effect of income not subject to taxation	毋須課稅收入的稅務影響	(23,440)	(69,582)
Tax effect of expenses not deductible for tax purpose	就稅務而言不可減免開支的稅務影響	98,822	12,833
Tax effect of tax concessions	稅收減免的稅務影響	(48,316)	(55,236)
Unrecognised tax losses	未確認稅項虧損	83,868	54,807
Utilisation of unrecognised tax losses	動用未確認稅項虧損	(10,156)	(5,221)
Withholding tax on dividend income	股息收入預扣稅	10,152	9,801
Over provision in prior years	過往年度撥備過度	(2,765)	(8,130)
Taxation	稅項	340,385	388,688

The weighted average applicable tax rate is 22.0% (2022: 25.6%). The decrease is caused by the net effect of change in the profitability of the Group's subsidiaries in respective jurisdictions, especially due to the increase in the loss before taxation for entities with zero tax rate in certain tax jurisdictions.

### 13 DIVIDEND

The Board has decided not to propose final dividend for the year ended 31 December 2023 (2022: Nil).

### 12 稅項 (續)

截至二零二三年十二月三十一日止年度，並無有關其他全面收益組成部分之稅務影響（二零二二年：無）。

集團除稅前溢利之稅項與使用適用集團溢利之加權平均稅率產生之理論金額差異如下：

	2023 二零二三年 HK\$'000 千港元	2022 二零二二年 HK\$'000 千港元 (Restated) (經重列)
Profit before taxation	720,539	1,576,501
Tax calculated at the applicable rates in the tax jurisdictions concerned	244,703	434,483
Tax effect of associates and joint venture's result reported	(12,483)	14,933
Tax effect of income not subject to taxation	(23,440)	(69,582)
Tax effect of expenses not deductible for tax purpose	98,822	12,833
Tax effect of tax concessions	(48,316)	(55,236)
Unrecognised tax losses	83,868	54,807
Utilisation of unrecognised tax losses	(10,156)	(5,221)
Withholding tax on dividend income	10,152	9,801
Over provision in prior years	(2,765)	(8,130)
Taxation	340,385	388,688

加權平均適用稅率為22.0%（二零二二年：25.6%）。該下降乃由於集團於各司法權區之附屬公司之盈利能力變動的淨影響，尤其是若干稅收司法權區稅率為零之企業實體的除稅前虧損增加所致。

### 13 股息

董事局已議決不就截至二零二三年十二月三十一日止年度擬派末期股息（二零二二年：無）。

# Notes to the Consolidated Financial Statements

## 綜合財務報表附註

(continued) (續)

### 14 (LOSS)/EARNINGS PER SHARE

#### Basic

The calculation of basic (loss)/earnings per share is based on the Group's loss attributable to owners of the Company of approximately HK\$232,496,000 (2022 (restated): profit attributable to owners of the Company approximately HK\$730,144,000) and weighted average number of ordinary shares in issue less shares held under share award scheme during the year of approximately 4,901,495,000 shares (2022: 4,901,495,000 shares).

#### Diluted

Diluted (loss)/earnings per share is calculated by adjusting the weighted average number of ordinary shares outstanding to assume conversion of all dilutive potential ordinary shares. The Company has two categories of dilutive potential ordinary shares: share options and shares held under the share award scheme during the year. For the share options, a calculation is performed to determine the number of shares that could have been acquired at fair value (determined as the average annual market share price of the Company's shares) based on the monetary value of the subscription rights attached to outstanding share options and future service cost.

### 14 每股(虧損)/盈利

#### 基本

於計算每股基本(虧損)/盈利時乃基於公司擁有人應佔集團虧損約232,496,000港元(二零二二年(經重列):公司擁有人應佔溢利約730,144,000港元)及年內已發行普通股減股份獎勵計劃項下所持股份後之加權平均數約4,901,495,000股(二零二二年:4,901,495,000股)。

#### 攤薄

每股攤薄(虧損)/盈利乃在假設所有具攤薄潛力之普通股已轉換之情況下，計算經調整發行在外的普通股之加權平均數。公司有兩類具攤薄潛力之普通股:購股權及年內為股份獎勵計劃而持有的股份。就購股權而言，有關計算是根據所有附於未行使購股權之認購權之貨幣價值按公平值(以公司股份之全年平均市場股價計算)購入之股份數目及未來服務成本來計算。

		2023 二零二三年 HK\$'000 千港元	2022 二零二二年 HK\$'000 千港元 (Restated) (經重列)
(Loss)/profit attributable to owners of the Company	公司擁有人應佔(虧損)/溢利	(232,496)	730,144
Weighted average number of ordinary shares in issue less shares held under the share award scheme during the year (thousands)	年內已發行普通股減股份獎勵計劃項下所持股份後之加權平均數(千股)	4,901,495	4,901,495
Weighted average number of ordinary shares for diluted (loss)/earnings per share (thousands)	每股攤薄(虧損)/盈利普通股加權平均數(千股)	4,901,495	4,901,495

The diluted loss per share is equal to the basic loss per share for the year ended 31 December 2023 (2022: same). For the year ended 31 December 2023, the options granted and remained unexercised are not included in the calculation of diluted loss per share because they are antidilutive. These options could potentially dilute basic (loss)/earnings per share in the future. For the year ended 31 December 2022, the options granted and remained unexercised did not have dilutive impact since the outstanding share options did not have dilutive effect because the exercise price per share option was higher than the average share price of the Company.

截至二零二三年十二月三十一日止年度，每股攤薄虧損等於每股基本虧損(二零二二年:相同)。截至二零二三年十二月三十一日止年度，由於已授出但尚未行使的購股權具有反攤薄作用，故計算每股攤薄虧損時並不包括該等購股權。該等購股權日後可能攤薄每股基本(虧損)/盈利。截至二零二二年十二月三十一日止年度，由於每份購股權的行使價高於公司的平均股價，故尚未行使購股權並無攤薄影響，故已授出但尚未行使的購股權並無攤薄影響。



# Notes to the Consolidated Financial Statements

## 綜合財務報表附註

(continued) (續)

### 15 PROPERTY, PLANT AND EQUIPMENT

### 15 物業、廠房及設備

		Buildings	Plant and machinery	(Note (vi)) Oil and gas properties (附註(vi)) 油氣資產	Pipelines	(Note (iii)) Others (附註(iii)) 其他	(Note (ii)) Construction in progress (附註(ii)) 在建工程	Total
		樓宇 HK\$'000 千港元	廠房及機器 HK\$'000 千港元	油氣資產 HK\$'000 千港元	管道 HK\$'000 千港元	其他 HK\$'000 千港元	在建工程 HK\$'000 千港元	總計 HK\$'000 千港元
<b>Balance at 1 January 2022, as previously reported</b>	於二零二二年一月一日的結餘，先前報告							
Cost	成本	1,249,872	2,998,604	4,666,960	5,335,012	493,713	1,341,718	16,085,879
Accumulated depreciation, depletion and impairment	累計折舊、損耗及減值	(344,065)	(735,102)	(2,360,435)	(1,597,640)	(310,358)	—	(5,347,600)
<b>Net book value at 1 January 2022 as previously reported</b>	於二零二二年一月一日的賬面淨值，先前報告	905,807	2,263,502	2,306,525	3,737,372	183,355	1,341,718	10,738,279
<b>Prior year adjustments (Note 2.4):</b>	過往年度調整(附註2.4):							
Cost	成本	—	—	—	(457,474)	—	—	(457,474)
Accumulated depreciation, depletion and impairment	累計折舊、損耗及減值	—	—	—	(48,338)	—	—	(48,338)
<b>Net book value at 1 January 2022 as restated</b>	於二零二二年一月一日的賬面淨值，經重列	905,807	2,263,502	2,306,525	3,231,560	183,355	1,341,718	10,232,467
<b>Year ended 31 December 2022</b>	截至二零二二年十二月三十一日止年度							
As at 1 January 2022	於二零二二年一月一日	905,807	2,263,502	2,306,525	3,231,560	183,355	1,341,718	10,232,467
Currency realignment	貨幣調整	(53,690)	(161,770)	(138,944)	(234,748)	(11,692)	(100,057)	(700,901)
Additions	添置	47,208	79,387	280,379	205,069	43,780	766,931	1,422,754
Transfers	轉撥	25,421	81,715	—	300,373	2,134	(409,643)	—
Transfer from exploration and evaluation assets (Note 17)	勘探及評估資產轉撥(附註17)	—	—	4,381	—	—	—	4,381
Disposals/written-off	出售/沖銷	(15,718)	(49,082)	—	(36,124)	(6,285)	—	(107,209)
Depreciation and depletion for the year (Note 8)	年內折舊及損耗(附註8)	(48,460)	(126,595)	(233,614)	(301,613)	(29,016)	—	(739,298)
Reversal of impairment loss	減值虧損撥回	—	—	118,251	—	—	—	118,251
<b>Balance at 31 December 2022, as restated</b>	於二零二二年十二月三十一日的結餘，經重列	860,568	2,087,157	2,336,978	3,164,517	182,276	1,598,949	10,230,445
<b>Balance at 31 December 2022, as restated</b>	於二零二二年十二月三十一日的結餘，經重列							
Cost	成本	1,215,520	2,865,253	4,730,650	4,887,674	457,025	1,598,949	15,755,071
Accumulated depreciation, depletion and impairment	累計折舊、損耗及減值	(354,952)	(778,096)	(2,393,672)	(1,723,157)	(274,749)	—	(5,524,626)
<b>Net book value</b>	賬面淨值	860,568	2,087,157	2,336,978	3,164,517	182,276	1,598,949	10,230,445

# Notes to the Consolidated Financial Statements

## 綜合財務報表附註

(continued) (續)

### 15 PROPERTY, PLANT AND EQUIPMENT (Continued)

### 15 物業、廠房及設備 (續)

	Buildings	Plant and machinery	(Note (v)) Oil and gas properties (附註(v))	Pipelines	(Note (iii)) Others (附註(iii))	(Note (ii)) Construction in progress (附註(ii))	Total
	樓宇	廠房及機器	油氣資產	管道	其他	在建工程	總計
	HK\$'000	HK\$'000	HK\$'000	HK\$'000	HK\$'000	HK\$'000	HK\$'000
	千港元	千港元	千港元	千港元	千港元	千港元	千港元
<b>Year ended 31 December 2023</b>	<b>截至二零二三年十二月三十一日止年度</b>						
At 1 January 2023	860,568	2,087,157	2,336,978	3,164,517	182,276	1,598,949	10,230,445
Currency realignment	(17,760)	(60,465)	53,407	(71,983)	(4,528)	(30,698)	(132,027)
Additions	10,346	16,355	216,767	1,630	45,225	576,266	866,589
Transfers	139,045	972,011	—	429,841	38,181	(1,579,078)	—
Transfer from exploration and evaluation assets (Note 17)	—	—	4,772	—	—	—	4,772
Transfer to investment properties	(129,341)	—	—	—	—	—	(129,341)
Disposals/written-off	(5,535)	(15,190)	—	—	(2,369)	—	(23,094)
Depreciation and depletion for the year (Note 8)	(42,915)	(223,845)	(177,733)	(221,254)	(25,239)	—	(690,986)
At 31 December 2023	814,408	2,776,023	2,434,191	3,302,751	233,546	565,439	10,126,358
<b>As at 31 December 2023</b>	<b>於二零二三年十二月三十一日</b>						
Cost	1,234,400	3,686,317	4,064,814	5,213,968	449,219	565,439	15,214,157
Accumulated depreciation, depletion and impairment	(419,992)	(910,294)	(1,630,623)	(1,911,217)	(215,673)	—	(5,087,799)
Net book value	814,408	2,776,023	2,434,191	3,302,751	233,546	565,439	10,126,358

# Notes to the Consolidated Financial Statements

## 綜合財務報表附註

(continued) (續)

### 15 PROPERTY, PLANT AND EQUIPMENT (Continued)

Notes:

(i) Revaluation, depreciation method and useful lives

Property, plant and equipment comprise mainly buildings, plant and machinery, oil and gas properties, pipelines and construction in progress. Accounting policies for oil and gas properties are set out in Note 15(v). All other property, plant and equipment is stated at historical cost less depreciation and impairment, if any. Historical cost includes expenditure that is directly attributable to the acquisition of the items.

Subsequent costs are included in the asset's carrying amount or recognised as a separate asset, as appropriate, only when it is probable that future economic benefits associated with the item will flow to the Group and the cost of the item can be measured reliably. The carrying amount of the replaced part is derecognised. All other repairs and maintenance are expensed in the profit or loss during the year in which they are incurred. Except for oil and gas properties and construction in progress, depreciation on property, plant and equipment is calculated using the straight-line method to allocate their cost to their residual values over their estimated useful lives, as follows:

Buildings	12.5 to 40 years or remaining lease period of the land where applicable
Plant and machinery	3 to 20 years
Pipelines	20 years
Others	3 to 20 years

The assets' residual values and useful lives are reviewed, and adjusted if appropriate, at each date of the statement of financial position. An asset's carrying amount is written down immediately to its recoverable amount if the asset's carrying amount is greater than its estimated recoverable amount.

Gains and losses on disposals are determined by comparing the proceeds with the carrying amount and are recognised within "administrative expenses" in profit or loss.

Construction in progress represents, buildings under development for future owner-occupied purpose and pipelines under construction, which is stated at cost less any accumulated impairment losses, and is not depreciated. Costs comprise direct and indirect incremental costs of acquisition or construction. Completed items are transferred from construction in progress to proper categories of property, plant and equipment when they are ready for their intended use.

### 15 物業、廠房及設備 (續)

附註：

(i) 重估、折舊方法及可使用年期

物業、廠房及設備，主要包括樓宇、廠房及機器、油氣資產、管道及在建工程。油氣資產之會計政策載於附註15(v)。所有其他物業、廠房及設備按歷史成本扣除折舊及減值(如有)後入賬。歷史成本包括收購項目直接應佔之開支。

僅當與項目有關之未來經濟利益有可能流入集團及項目成本能可靠計量時，其後成本方會計入資產賬面值或確認為一項獨立資產(如適用)。已更換零件的賬面值已被剔除入賬。所有其他維修及保養費用在產生的年度內於損益內支銷。除油氣資產及在建工程外，物業、廠房及設備之折舊乃採用直線法於其估計可使用年限內按成本分配至剩餘價值，年率如下：

樓宇	12.5至40年或按該土地之租約餘期(倘適用)
廠房及機器	3至20年
管道	20年
其他	3至20年

資產剩餘價值及可使用年限於各財務狀況表日期檢討，並作出調整(如適用)。倘資產之賬面值超過估計可收回金額，則資產之賬面值即時撇減至可收回金額。

出售收益及虧損乃透過比較所得款項與賬面值釐定，並於損益內確認為「行政開支」。

在建工程指未來自用在建樓宇及在建管道並以成本減任何累計減值虧損列賬，且不予折舊。成本包括收購或建造之直接及間接增加成本。已完成項目當其可用作既定用途時，由在建工程轉撥至物業、廠房及設備之適當類別。

# Notes to the Consolidated Financial Statements

## 綜合財務報表附註

(continued) (續)

### 15 PROPERTY, PLANT AND EQUIPMENT (Continued)

Notes: (Continued)

- (ii) Expenditure on the construction, installation or completion of infrastructure facilities such as platforms, pipelines and the drilling of commercially proven development wells, is capitalised within construction in progress under property, plant and equipment. When development is completed on a specific field, it is transferred to oil and gas properties under property, plant and equipment. No depreciation and depletion is charged during the development phase.

Oil and gas properties are aggregated exploration and evaluation assets and development expenditures associated with the production of proved reserves.

Oil and gas properties are depreciated and depleted using the unit-of-production method. Unit-of-production rates are based on total proved plus probable reserves, which are oil, gas and other mineral reserves estimated to be recovered using current operating methods and taking into account estimated future development costs necessary to bring those reserves into production. Future development costs are estimated taking into account the level of development required to produce the reserve.

Proven oil and gas properties are reviewed for impairment whenever events or changes in circumstances indicate that the carrying amount may not be recoverable. An impairment loss is recognised for the amount by which the asset's carrying amount exceeds its recoverable amount. The recoverable amount is the higher of an asset's fair value less costs of disposal and its value in use. For the purposes of assessing impairment, assets are grouped at the lowest levels for which there are separately identifiable cash flows.

- (iii) Others mainly represent motor vehicles, furniture, fixtures and equipment, and tool and moulds with net book values amounting to approximately HK\$40,862,000 (2022: HK\$36,015,000), HK\$40,486,000 (2022: HK\$41,473,000) and HK\$152,196,000 (2022: HK\$100,483,000) respectively.
- (iv) During the year, the Group has capitalised borrowing costs amounting to HK\$2,583,000 (2022 (restated): HK\$40,228,000) on qualifying assets. Borrowing costs were capitalised at the weighted average rate of its general borrowings of 5.8% (2022: 6.6%).

### 15 物業、廠房及設備 (續)

附註：(續)

- (ii) 興建、安裝或完成平台、管道等基建設施及鑽探商業開發井之開支乃撥充作物業、廠房及設備項下之在建工程。當對特定油田完成開發時，其會轉撥至物業、廠房及設備項下之油氣資產。於開發階段概無扣除折舊及損耗。

油氣資產合共為勘探及評估資產以及與探明儲量生產有關的開發開支。

油氣資產按單位生產法折舊及損耗。單位生產率按探明加概算總儲量計算，即從現有設施以現有營運方法去估計可採收之石油及天然氣以及其他礦產儲量及考慮生產該等儲量所需的估計未來開發成本。未來開發成本經考慮儲量產出所需的開發水平而估計。

倘出現事件或情況變動顯示可能無法收回其賬面值，則探明油氣資產作減值檢討。減值虧損按資產之賬面值超出其可收回金額之差額確認。可收回金額乃資產的公平值減出售成本及其使用價值的較高者。就評估減值而言，資產乃按可個別識別現金流量之最低級別分組。

- (iii) 其他主要指汽車、傢俬、裝置及設備及工具以及模具，賬面淨值分別約為40,862,000港元(二零二二年：36,015,000港元)、40,486,000港元(二零二二年：41,473,000港元)及152,196,000港元(二零二二年：100,483,000港元)。
- (iv) 年內，集團就合資格資產資本化借貸成本2,583,000港元(二零二二年(經重列)：40,228,000港元)。借貸成本按其一般借貸的加權平均比率5.8%(二零二二年：6.6%)資本化。



# Notes to the Consolidated Financial Statements

## 綜合財務報表附註

(continued) (續)

### 15 PROPERTY, PLANT AND EQUIPMENT (Continued)

Notes: (Continued)

- (v) The recoverable amount of oil and gas properties is determined at the value-in-use using a discounted cash flow method and is assessed at the cash generating units (“CGUs”) level within the segment of “exploitation and production of crude oil and natural gas”.

The Group regularly assesses market commodity prices, costs to carry out planned drilling programs, drilling results, and reservoir performance to determine if there are any indicators of impairment of the Group’s assets.

At 31 December 2023, estimates of future commodity prices were marginally lower than 2022. This decrease was offset by growth in the reserves and it was determined that there were no indicators of impairment or impairment recovery during the year. Forward benchmark prices for crude oil and natural gas liquids at 31 December 2023 were consistent with prices at 31 December 2022, while natural gas prices were lower due to current weakness in natural gas commodity markets. The Group’s reserves increased from 2022 to 2023 as total reserve additions from the drilling program and swap transactions in 2023 were greater than production. Capital expenditures to carry out the drilling program in 2023 were moderately higher than forecast in 2022 due to inflation experienced in 2023.

### 15 物業、廠房及設備 (續)

附註：(續)

- (v) 油氣資產的可收回金額採用貼現現金流量法按使用價值釐定，並在「開採及生產原油及天然氣業務」分部的現金產生單位（「現金產生單位」）層級進行評估。

為確定集團的資產是否存在任何減值跡象，集團定期對市場商品價格、規劃鑽井程序、鑽井結果及儲集性能進行評估。

截至二零二三年十二月三十一日，對未來大宗商品價格的估計略低於二零二二年。該減少為儲備的增長所抵銷，並確定年內並無減值或減值收回跡象。於二零二三年十二月三十一日之原油及液化天然氣遠期基準價格與二零二二年十二月三十一日之價格一致，而由於目前天然氣大宗商品市場疲軟，天然氣價格較低。由於二零二三年鑽井計劃及置換交易的總儲備增加大於產量，集團的儲備從二零二二年到二零二三年有所增加。由於二零二三年經歷通貨膨脹，於二零二三年實施鑽井計劃之資本支出略高於二零二二年之預測。

# Notes to the Consolidated Financial Statements

## 綜合財務報表附註

(continued) (續)

### 16 LEASES

(i) Amounts recognised in the consolidated statement of financial position

The consolidated statement of financial position shows the following amounts relating to leases:

		<b>31 December 2023</b> 二零二三年 十二月三十一日 HK\$'000 千港元	31 December 2022 二零二二年 十二月三十一日 HK\$'000 千港元
<b>Right-of-use assets</b>			
Land use rights	使用權資產 土地使用權	<b>472,710</b>	492,138
Office and other properties	辦公室及其他物業	<b>40,875</b>	54,430
		<b>513,585</b>	546,568
<b>Lease liabilities</b>			
Current	租賃負債 流動	<b>11,070</b>	10,986
Non-current	非流動	<b>28,442</b>	40,646
		<b>39,512</b>	51,632

Additions to the right-of-use assets during the 2023 financial year were HK\$23,298,000 (2022: HK\$12,766,000).

HK\$7,460,000 of land use rights were transferred to investment properties during the year ended 31 December 2023 (2022: nil).

### 16 租賃

(i) 於綜合財務狀況表確認之金額

綜合財務狀況表顯示以下與租賃有關的款項：

於二零二三財政年度，使用權資產增添為23,298,000港元（二零二二年：12,766,000港元）。

截至二零二三年十二月三十一日止年度，7,460,000港元的土地使用權轉撥至投資性房地產（二零二二年：無）。

# Notes to the Consolidated Financial Statements

## 綜合財務報表附註

(continued) (續)

### 16 LEASES (Continued)

#### (ii) Amounts recognised in the statement of profit or loss

The consolidated statement of comprehensive income shows the following amounts relating to leases:

		<b>31 December 2023 二零二三年 十二月三十一日 HK\$'000 千港元</b>	31 December 2022 二零二二年 十二月三十一日 HK\$'000 千港元
<b>Depreciation charge of right-of-use assets</b>	<b>使用權資產折舊費用</b>		
Land use rights	土地使用權	<b>11,412</b>	11,867
Office and other properties	辦公室及其他物業	<b>12,876</b>	11,327
		<b>24,288</b>	23,194
Interest expense (included in finance cost)	利息費用 (計入財務費用)	<b>2,301</b>	5,010
Expenses relating to short term leases	與短期租賃有關的費用	<b>4,704</b>	3,516

The total cash outflow for leases during the year ended 31 December 2023 was approximately HK\$18,448,000 (2022: HK\$23,317,000).

#### (iii) The Group's leasing activities and how these are accounted for

The Group obtains right to control the use of office and other properties for a period of time through lease arrangements. Lease arrangements are negotiated on an individual basis and contain wide range of different terms and conditions including lease payments and lease terms ranging from 1 to 15 years (2022: 1 to 10 years).

The Group also obtained the land use rights through lease contracts with local governments in the PRC with 50 years term.

During the year ended 31 December 2023 and 2022, depreciation of right-of-use assets has been charged in "Administrative expenses". The Group's lease expenses are primarily for short-term leases.

### 16 租賃 (續)

#### (ii) 於損益表確認之金額

綜合全面收益表顯示以下與租賃有關的款項：

截至二零二三年十二月三十一日止年度期間租賃現金流出總額約為18,448,000港元(二零二二年：23,317,000港元)。

#### (iii) 集團租賃活動及列賬方式

集團透過租賃安排獲得於一段期間控制辦公室及其他物業之用途的權利。租賃安排按個別基準磋商並包含各項不同的條款及條件，包括租賃付款及介乎1至15年(二零二二年：1至10年)的租期。

集團亦透過與中國地方政府訂立租賃合約獲得為期50年的土地使用權。

截至二零二三年及二零二二年十二月三十一日止年度，使用權資產折舊自「行政開支」扣除。集團的租賃費用主要為短期租賃。

# Notes to the Consolidated Financial Statements

## 綜合財務報表附註

(continued) (續)

### 16 LEASES (Continued)

- (iv) As at 31 December 2023, land-use rights of HK\$225,644,000 were pledged as collateral for the Group's bank borrowings.

### 16 租賃 (續)

- (iv) 於二零二三年十二月三十一日，225,644,000港元的土地使用權已抵押作為集團銀行借款的抵押品。

### 17 EXPLORATION AND EVALUATION ASSETS

### 17 勘探及評估資產

		31 December 2023 二零二三年 十二月三十一日 HK\$'000 千港元	31 December 2022 二零二二年 十二月三十一日 HK\$'000 千港元
Cost	成本		
At 1 January	於一月一日	107,069	115,027
Currency realignment	貨幣調整	2,378	(6,518)
Additions	添置	5,744	6,606
Written off (Note 8)	沖銷(附註8)	(2,935)	(3,665)
Transfer to oil and gas properties under property, plant and equipment (Note 15)	轉撥至物業、廠房及設備項下油氣資產(附註15)	(4,772)	(4,381)
At 31 December	於十二月三十一日	<b>107,484</b>	107,069

Exploration and evaluation assets represent the Group's costs of acquiring licenses and interests in undeveloped lands in West Central Alberta, Canada, which are pending the determination of proven or probable oil and gas reserves. The costs are accumulated in cost centres by well, field, or exploration area pending determination of technical feasibility and commercial viability.

The technical feasibility and commercial viability of extracting mineral resource is considered to be determined when proven reserves are determined to exist. A review of each exploration license or field is carried out, at least annually, to ascertain whether proven reserves have been discovered. Accounting policies for exploration and evaluation assets are set out in Note 17(i).

勘探及評估資產指集團於加拿大阿爾伯塔省中西部未開發土地的許可證及權益收購成本，須待釐定已探明及待探明油氣儲量。有關成本透過油井、油田或勘探區域於成本中心累積，待釐定技術及商業可行性。

當釐定存在探明儲量時，開採礦產資源的技術及商業可行性被認為已確定。至少每年對各勘探許可證或油田進行檢討，確保是否已發現探明儲量。勘探及評估資產之會計政策載於附註17(i)。





# Notes to the Consolidated Financial Statements

## 綜合財務報表附註

(continued) (續)

### 17 EXPLORATION AND EVALUATION ASSETS (Continued)

Notes:

(i) Accounting policies of exploration and evaluation assets

Oil and gas exploration and evaluation expenditures are accounted for using the successful efforts method of accounting. Costs are accumulated on a field-by-field basis. Geological, geophysical costs and pre-licence costs are expensed as incurred. Costs directly associated with an exploration well, and exploration and property leasehold acquisition costs, are capitalised within exploration and evaluation assets until the determination of reserves is evaluated. If it is determined that commercial discovery has not been achieved, these costs are charged to expense.

Once commercial reserves are found, exploration and evaluation assets are tested for impairment and transferred to construction in progress under property, plant and equipment. No depreciation and depletion is charged during the exploration and evaluation phase.

Exploration and evaluation assets are tested for impairment when reclassified to construction in progress, or whenever facts and circumstances indicate impairment. An impairment loss is recognised for the amount by which the exploration and evaluation assets' carrying amount exceeds their recoverable amount. The recoverable amount is the higher of the exploration and evaluation assets' fair value less costs of disposal and their value in use.

### 17 勘探及評估資產 (續)

附註：

(i) 勘探及評估資產之會計政策

石油及天然氣勘探及評估開支使用成果會計法入賬。成本按逐段累計。地質、地理成本及取得牌照前成本於產生時支銷。與探井直接有關的成本，及勘探及物業租賃收購成本於勘探及評估資產內資本化直至儲量釐定得到評估。倘釐定尚未達致商業發現，該等成本自開支扣除。

一旦發現商業儲量時，勘探及評估資產會作減值測試，並轉撥至物業、廠房及設備下的在建工程。於勘探及評估階段概無扣除折舊及損耗。

重新分類至在建工程時，或任何時候有事實及情況表示減值，則勘探及評估資產進行減值測試。減值虧損按勘探及評估資產的賬面值超出其可收回金額時的金額予以確認。可收回金額為勘探及評估資產的公平值減出售成本及其使用價值的較高者。

# Notes to the Consolidated Financial Statements

## 綜合財務報表附註

(continued) (續)

### 18 INVESTMENT PROPERTIES

### 18 投資性房地產

		2023 二零二三年 HK\$'000 千港元
Cost	成本	
At 1 January	於一月一日	—
Currency realignment	貨幣調整	(1,196)
Transfer from property, plant and equipment and right-of-use assets	從物業、廠房及設備以及使用權資產轉出	136,800
Depreciation	折舊	(4,002)
At 31 December	於十二月三十一日	<b>131,602</b>

Depreciation charges of investment properties of HK\$4,002,000 has been charged in "Cost of sales".

投資性房地產之折舊費用4,002,000港元已計入「銷售成本」。

Notes:

附註：

- (i) Measuring investment properties at cost

Investment properties, principally office buildings, are held for long term rental yields and are not occupied by the group. They carried at cost less accumulated depreciation.

- (i) 按成本計量投資性房地產

投資性房地產（主要為辦公樓宇）乃持作長期租金收益，且並非由集團佔用。其按成本減累計折舊列賬。

- (ii) Presenting cash flows

The Group classifies cash outflows to acquire or constructing investment property as investing and rental inflows as operating cash flows.

- (ii) 呈列現金流量

集團將收購或興建投資性房地產之現金流出分類為投資，將租金流入分類為經營現金流量。

- (iii) As at 31 December 2023, investment properties approximately HK\$124,388,000 were pledged as collateral for the Group's bank borrowing.

- (iii) 於二零二三年十二月三十一日，投資性房地產約124,388,000港元已質押作集團銀行借款的抵押品。

# Notes to the Consolidated Financial Statements

## 綜合財務報表附註

(continued) (續)

### 19 INTANGIBLE ASSETS

### 19 無形資產

		Goodwill (Note (ii)) 商譽(附註(ii)) HK\$'000 千港元	Other intangible assets 其他無形資產 HK\$'000 千港元	Total 總計 HK\$'000 千港元
<b>As at 1 January 2022</b>	於二零二二年一月一日			
Cost	成本	981,660	92,055	1,073,715
Accumulated amortisation	累計攤銷	—	(35,046)	(35,046)
Net book value	賬面淨值	981,660	57,009	1,038,669
<b>Year ended 31 December 2022</b>	截至二零二二年 十二月三十一日止年度			
At 1 January 2022	於二零二二年一月一日	981,660	57,009	1,038,669
Currency realignment	貨幣調整	(26,954)	(3,954)	(30,908)
Additions	添置	—	44,460	44,460
Amortisation for the year (Note 8)	年內攤銷(附註8)	—	(9,761)	(9,761)
At 31 December 2022	於二零二二年十二月三十一日	954,706	87,754	1,042,460
<b>As at 31 December 2022</b>	於二零二二年十二月三十一日			
Cost	成本	954,706	113,899	1,068,605
Accumulated amortisation	累計攤銷	—	(26,145)	(26,145)
Net book value	賬面淨值	954,706	87,754	1,042,460
<b>Year ended 31 December 2023</b>	截至二零二三年 十二月三十一日止年度			
At 1 January 2023	於二零二三年一月一日	954,706	87,754	1,042,460
Currency realignment	貨幣調整	(8,983)	(1,804)	(10,787)
Additions	添置	—	12,744	12,744
Disposal	出售	—	(17,557)	(17,557)
Amortisation for the year (Note 8)	年內攤銷(附註8)	—	(8,722)	(8,722)
At 31 December 2023	於二零二三年十二月三十一日	945,723	72,415	1,018,138
<b>As at 31 December 2023</b>	於二零二三年十二月三十一日			
Cost	成本	945,723	106,474	1,052,197
Accumulated amortisation	累計攤銷	—	(34,059)	(34,059)
Net book value	賬面淨值	945,723	72,415	1,018,138

# Notes to the Consolidated Financial Statements

## 綜合財務報表附註

(continued) (續)

### 19 INTANGIBLE ASSETS (Continued)

Note:

- (i) Accounting policies of intangible assets

#### Goodwill

Goodwill arises on the acquisition of businesses represents the excess of the consideration transferred, the amount of any non-controlling interest in the acquiree and the acquisition-date fair value of any previous equity interest in the acquiree over the fair value of the identified net assets acquired.

For the purpose of impairment testing, goodwill acquired in a business combination is allocated to each of the cash generating units (“CGUs”), or groups of CGUs, that is expected to benefit from the synergies of the combination. Each unit or group of units to which the goodwill is allocated represents the lowest level within the entity at which the goodwill is monitored for internal management purposes. Goodwill is monitored at the operating segment level.

#### Other intangible assets

Other intangible assets comprise mainly exclusive rights, club membership and computer operating system.

Exclusive rights are shown at historical cost. Exclusive rights have definite useful lives and are carried at cost less accumulated amortisation. Amortisation is calculated using the straight-line method to allocate the cost of exclusive rights over their estimated useful lives ranging from 30 to 48 years for natural gas supply services.

Investment in club membership is shown at historical cost. Investment in club membership has indefinite useful life and is tested annually for impairment and carried at cost less any accumulated impairment losses and is not amortised.

Computer operating system is shown at historical cost. Computer operating system has definite useful lives and is carried at cost less accumulated amortisation. Amortisation is calculated using the straight-line method to allocate the cost of computer operating system over its estimated useful lives of 2 to 10 years.

### 19 無形資產 (續)

附註：

- (i) 無形資產之會計政策

#### 商譽

商譽於收購業務時產生，即所轉讓的代價、於被收購方的非控股權益及先前於被收購方的股權於收購日期的公平值，超過所收購可識別資產淨值公平值的差額。

就減值測試而言，業務合併所獲得之商譽會分配至預期將受益於合併協同效應之各個現金產生單位（「現金產生單位」）或現金產生單位組別。商譽所分配的各個單位或單位組別為實體內就內部管理目的而監察商譽之最低層次。商譽乃於經營分部層次進行監察。

#### 其他無形資產

其他無形資產主要包括獨家購買權、會所會籍及電腦操作系統。

獨家購買權以歷史成本列賬。獨家購買權為有限使用年期及按成本減累計攤銷列賬。攤銷乃使用直線法按天然氣供應服務之估計使用年期由30至48年不等分配獨家購買權成本。

於會所會籍之投資乃按歷史成本列賬。於會所會籍之投資具有不確定使用年期及每年進行減值測試，並按成本減任何累計減值虧損列賬且不予攤銷。

電腦操作系統以歷史成本列賬。電腦操作系統為有限使用年期及按成本減累計攤銷列賬。攤銷乃使用直線法按其估計使用年期由2至10年分配電腦操作系統成本。



# Notes to the Consolidated Financial Statements

## 綜合財務報表附註

(continued) (續)

### 19 INTANGIBLE ASSETS (Continued)

Notes: (Continued)

- (ii) Goodwill is allocated to a group of CGUs identified for sales and distribution of natural gas and other related products business, which is also an operating segment, representing the lowest level within the Group at which goodwill is monitored for internal management purposes.

The recoverable amount of the group of CGUs is determined from the higher of an asset's fair value less costs of disposal and value in use. The key assumptions for the value in use calculations are those regarding the discount rates, growth rates and expected changes to selling prices and direct costs during the year. Management estimates a discount rate of 15.60% (2022: 16.09%) using pre-tax rates that reflect current market assessments of the time value of money and the risks specific to this group of CGUs. The growth rate of 2.2% (2022: 2.0%) for the next five years are based on industry growth forecasts.

The value-in-use calculations is derived from cash flow projections based on the most recent financial budgets for the next 5 years approved by management. Cash flows beyond 5-year period have been extrapolated using growth rates of 2.2% (2022: 2.0%) per annum, which is based on industry growth forecasts. The Board considered no impairment loss is necessary as at 31 December 2023.

With all other variables held constant, if the expected selling prices used in the value-in-use calculation was decreased by 8%, direct costs used in the value-in-use calculation was increased by 9% or the discount rate used in the value-in-use calculation had been increased to 157%, then the management estimates the headroom would drop to zero as at 31 December 2023.

### 19 無形資產 (續)

附註：(續)

- (ii) 商譽分配到按銷售及輸送天然氣及其他相關產品業務所識別的一組現金生產單位(亦是一個經營分部，為集團為內部管理目的而對商譽實施監控的最低層次)。

集團之該組現金生產單位的可收回金額為資產公平值減銷售成本與使用價值兩者之較高者。使用價值之關鍵假設涉及年內折現率、增長率及售價及直接成本之預期變動。管理層使用反應當前市場評估貨幣時間價值及該組現金生產單位特定風險之稅前利率估計折現率15.60% (二零二二年：16.09%)。未來五年2.2% (二零二二年：2.0%)之增長率乃基於行業增長預測。

使用價值計算乃根據管理層准許的未來五年內最近之財務預算而作出的現金流量預測衍生而來。超過5年的現金流量使用每年2.2% (二零二二年：2.0%)的增長率推斷，此乃基於行業增長預測。董事局認為於二零二三年十二月三十一日，並無必要的減值虧損。

在所有其他變量保持不變的情況下，倘計算使用價值所用的預期售價減少8%，則計算使用價值所用的直接成本增加9%或倘計算使用價值所用的貼現率增加至157%，則管理層估計於二零二三年十二月三十一日的利潤空間將降低至零。

# Notes to the Consolidated Financial Statements

## 綜合財務報表附註

(continued) (續)

### 20 INVESTMENTS ACCOUNTED FOR USING THE EQUITY METHOD

The amounts recognised in the consolidated statement of financial position are as follows:

		<b>31 December 2023</b> 二零二三年 十二月三十一日 HK\$'000 千港元	31 December 2022 二零二二年 十二月三十一日 HK\$'000 千港元
Associates	聯營公司	<b>1,633,245</b>	1,690,305
Joint venture	合營企業	—	8,255
At 31 December	於十二月三十一日	<b>1,633,245</b>	1,698,560

於綜合財務狀況表確認之金額如下：

The amounts recognised in the consolidated profit or loss are as follows:

		<b>2023</b> 二零二三年 HK\$'000 千港元	2022 二零二二年 HK\$'000 千港元
Associates	聯營公司	<b>42,645</b>	59,519
Joint venture	合營企業	<b>(8,104)</b>	215
For the year ended 31 December	截至十二月三十一日止年度	<b>34,541</b>	59,734

於綜合損益表確認之金額如下：

#### 於聯營公司權益

#### Interests in associates

		<b>2023</b> 二零二三年 HK\$'000 千港元	2022 二零二二年 HK\$'000 千港元
Share of net assets:	應佔資產淨額：		
At 1 January	於一月一日	<b>1,690,305</b>	1,749,706
Currency realignment	貨幣調整	<b>(39,183)</b>	(124,770)
Addition (Note (b))	添置(附註(b))	<b>99,000</b>	5,850
Disposal (Note (f))	出售(附註(f))	<b>(14,581)</b>	—
Dividend (Note (c))	股息(附註(c))	<b>(4,291)</b>	—
Impairment (Note (a))	減值(附註(a))	<b>(140,650)</b>	—
Share of profits of associates, net	分佔聯營公司收益淨額	<b>42,645</b>	59,519
At 31 December	於十二月三十一日	<b>1,633,245</b>	1,690,305

# Notes to the Consolidated Financial Statements

## 綜合財務報表附註

(continued) (續)

### 20 INVESTMENTS ACCOUNTED FOR USING THE EQUITY METHOD (Continued)

#### Interests in associates (Continued)

Nature of investments in associates, which are unlisted limited liability companies, as at 31 December 2023:

### 20 使用權益法入賬之投資 (續)

#### 於聯營公司權益 (續)

於二零二三年十二月三十一日，於聯營公司（為非上市有限公司）投資之性質：

Name	Registered capital	Country of establishment	Principal activities	31 December 2023 Percentage of interest held indirectly 二零二三年十二月三十一日 間接持有權益百分比	31 December 2022 Percentage of interest held indirectly 二零二二年十二月三十一日 間接持有權益百分比
名稱	註冊資本	成立之國家	主要業務		
青海中油潔神能源有限公司 （“潔神能源”）	RMB20,000,000	PRC	Trading of natural gas	49%	49%
青海中油潔神能源有限公司 （「潔神能源」）	人民幣20,000,000元	中國	天然氣買賣	49%	49%
Sino Director Limited (Note (a)) Sino Director Limited (附註(a))	US\$10,000 10,000美元	BVI 英屬維爾京群島	Investment holding 投資控股	25% 25%	25% 25%
江蘇豐港天然氣有限公司 (Note (f)) 江蘇豐港天然氣有限公司 (附註(f))	RMB80,000,000 人民幣80,000,000元	PRC 中國	Trading of natural gas 天然氣買賣	— —	20% 20%
南京溧水中石油昆侖燃氣 有限公司（“溧水昆侖”）	RMB80,000,000	PRC	Trading of natural gas	49%	49%
南京溧水中石油昆侖燃氣有限公司 （「溧水昆侖」）	人民幣80,000,000元	中國	天然氣買賣	49%	49%
潮州中油燃氣有限公司（“潮州中油”）	RMB30,000,000	PRC	Trading of natural gas	49%	49%
潮州中油燃氣有限公司（「潮州中油」）	人民幣30,000,000元	中國	天然氣買賣	49%	49%
馬鞍山中油燃氣開發有限公司 （“馬鞍山開發”）	RMB80,000,000	PRC	Trading of natural gas	49%	49%
馬鞍山中油燃氣開發有限公司 （「馬鞍山開發」）	人民幣80,000,000元	中國	天然氣買賣	49%	49%
三門峽能源中油中泰能源 有限公司（“三門峽能源”）	RMB20,000,000	PRC	Trading of natural gas	49%	49%
三門峽能源中油中泰能源有限公司 （「三門峽能源」）	人民幣20,000,000元	中國	天然氣買賣	49%	49%
重慶天然氣儲運 (Note (b))	RMB200,000,000	PRC	Construction and operation of underground natural gas storage facilities and trading of natural gas	10%	10%
重慶天然氣儲運 (附註(b))	人民幣200,000,000元	中國	地下天然氣儲存設施建設、運營及天然氣買賣	10%	10%
Shandong Shengli Co., Ltd. （“Shandong Shengli”）(Note (c))	RMB880,100,000	PRC	Investment holding	22.16%	22.16%
山東勝利股份有限公司 （「勝利股份」）(附註(c))	人民幣880,100,000元	中國	投資控股	22.16%	22.16%
魚台潤泰和管道天然氣有限公司 （“魚台潤泰和”）(Noted (d))	RMB50,000,000	PRC	Trading of natural gas	10%	10%
魚台潤泰和管道天然氣有限公司 （「魚台潤泰和」）(附註(d))	人民幣50,000,000元	中國	天然氣買賣	10%	10%

# Notes to the Consolidated Financial Statements

## 綜合財務報表附註

(continued) (續)

### 20 INVESTMENTS ACCOUNTED FOR USING THE EQUITY METHOD (Continued)

#### Interests in associates (Continued)

Notes:

- (a) As at 31 December 2023 and 2022, the Group invested in 25% equity interests in Sino Director Limited as an associate. The subsidiary of Sino Director Limited is the beneficial owner of coal mining rights granted by the local government authority of the PRC. Sino Director Limited and its subsidiary are collectively regarded as the "Sino Director Group".

A business valuation was performed for the underlying assets of Sino Director Limited as the Sino Director Group has incurred loss for the year.

The recoverable amount is the higher of an asset's fair value less costs of disposal and its value-in-use.

Management has engaged an independent external valuer to assist in performing impairment assessments for investment in associate of Sino Director Group. Based on the impairment assessments performed, as at 31 December 2023, the recoverable amount of Sino Director Group amounting to approximately HK\$60,375,000 (2022: HK\$539,700,000) was less than (2022: exceeded) its carrying value amounting to approximately HK\$201,025,000 (2022: HK\$221,035,000). Hence, the Group made impairment provision on the investment in the associate of Sino Director Group amounting to HK\$140,650,000 (2022: Nil).

During the year ended 31 December 2023, the recoverable amount is determined based on value-in-use using discounted cash flow method. The key assumptions are discount rates, forecasted commodity prices and future production profile. Management estimates a discount rate of 15.93% (2022: 17.30%) using a pre-tax rate that reflects current market assessment of time value and the specific risks relating to the Sino Director Group. The most up-to-date after tax commodity price used in determining the recoverable amount is HK\$1,507/ton (2022: HK\$1,808/t), and the commodity price growth rate is 2.2% (2022: 2.0%), which is based on inflation growth forecasts. Besides, the future production profile is estimated to be 350~450 kiloton/year (2022: 350~1,350 kiloton/year) based on the estimated production capacity.

### 20 使用權益法入賬之投資 (續)

#### 於聯營公司權益 (續)

附註：

- (a) 於二零二三年及二零二二年十二月三十一日，集團投資於Sino Director Limited（作為聯營公司）的25%股權。Sino Director Limited之附屬公司為於中國當地相關政府部門所授出煤礦開採許可權證之實益擁有人。Sino Director Limited及其附屬公司統稱為「Sino Director集團」。

由於Sino Director集團於年內已產生虧損，故Sino Director Limited的相關資產已進行業務估值。

可收回金額乃資產的公平值減出售成本及其使用價值的較高者。

管理層已委聘獨立外部估值師協助對於Sino Director集團聯營公司的投資進行減值評估。根據已進行之減值評估，於二零二三年十二月三十一日，Sino Director集團的可收回金額約為60,375,000港元（二零二二年：539,700,000港元），低於（二零二二年：高於）其賬面值約201,025,000港元（二零二二年：221,035,000港元）。因此，集團就於Sino Director集團聯營公司之投資作出減值撥備140,650,000港元（二零二二年：無）。

截至二零二三年十二月三十一日止年度，可收回金額乃使用折現現金流量法根據使用價值釐定。關鍵假設為折現率、預測商品價格及未來生產規模。管理層使用反映當前市場對時間價值評估之稅前利率及Sino Director集團之特定風險估計折現率15.93%（二零二二年：17.30%）。用於釐定可收回金額的最新除稅後商品價格為1,507港元／噸（二零二二年：1,808港元／噸），商品價格增長率為2.2%（二零二二年：2.0%），乃基於通脹增長預測。此外，基於估計產能計算，未來生產規模預計為350~450千噸／年（二零二二年：350~1350千噸／年）。



# Notes to the Consolidated Financial Statements

## 綜合財務報表附註

(continued) (續)

### 20 INVESTMENTS ACCOUNTED FOR USING THE EQUITY METHOD (Continued)

#### Interests in associates (Continued)

Notes: (Continued)

- (b) On 14 September 2023, the Group further injected RMB90,000,000 (equivalent to HK\$99,000,000) into 重慶天然氣儲運. The equity interest of the Group remains at 10% upon the injection and the Group has appointed a director in the board of 重慶天然氣儲運. Consequently, the Group has significant influence over 重慶天然氣儲運 whereby 重慶天然氣儲運 became an associate of the Group and a transfer to investments accounted for using the equity method was made from financial assets at fair value through other comprehensive income at its fair value. Pursuant to the investment agreement, the Group is required to contribute RMB200,000,000 (equivalents to HK\$220,000,000) to the registered capital of 重慶天然氣儲運. As at 31 December 2023, the commitment outstanding not provided for is nil (2022: HK\$ 99,000,000).
- (c) In November 2021, the Group has completed an acquisition of 22.16% equity interests in Shandong Shengli from various independent third parties at aggregate cash consideration of approximately RMB975,631,000 (approximately HK\$1,170,757,000). Shandong Shengli, is listed on the main board of Shenzhen Stock Exchange (stock code 407). In November 2023, the Group received cash dividend of approximately RMB3,901,000 (equivalents to HK\$4,291,000) from Shandong Shengli. On 31 December 2023, the quoted market price of Shandong Shengli was RMB3.62 (2022: RMB3.85) per share and the fair value of the investment in Shandong Shengli was RMB705,929,000 (2022: RMB865,921,000). It is principally engaged in the business promotion and application of clean energy natural gas. As a consequent of the acquisition, the Group gained significant influence over this investment and the investment was classified as an associate of the Group.

A business valuation was performed for the underlying assets of Shandong Shengli, as the Share price of Shandong Shengli fall below the purchase price during the year. The recoverable amount is the higher of an asset's fair value less costs of disposal and its value in use. The recoverable amount is determined based on value-in-use calculation using discounted cash flow method. The key assumptions are discount rates, forecasted growth in sales volume and forecasted commodity prices. Management estimates a discount rate of 15.04% using a pre-tax rate that reflects current market assessment of time value and the specific risks relating to the Shandong Shengli. Forecasted growth in sales volume of 5.0% and forecasted commodity prices growth of 2.2% were used.

The commodity price growth rate of 2.2% used in the calculations is based on inflation growth forecasts. Based on the business valuation, management considered no impairment loss on the Group's total investment in associate is necessary as at 31 December 2023.

### 20 使用權益法入賬之投資 (續)

#### 於聯營公司權益 (續)

附註：(續)

- (b) 於二零二三年九月十四日，集團進一步向重慶天然氣儲運注資人民幣90,000,000元（相等於99,000,000港元）。注資後，集團的股權仍為10%，集團已委任重慶天然氣儲運的董事中的一名。因此，集團對重慶儲運具有重大影響，重慶儲運成為集團的聯營公司，以公平值計量且其變動計入其他綜合收益的金融資產轉入權益法核算的投資。根據投資協議，集團須向重慶天然氣儲運的註冊資本注資人民幣200,000,000元（相等於220,000,000港元）。於二零二三年十二月三十一日，尚未撥備的未償承諾為零（二零二二年：99,000,000港元）。
- (c) 於二零二一年十一月，集團自多名第三方以合共現金代價約人民幣975,631,000元（約1,170,757,000港元）成功收購勝利股份（勝利股份於深圳證券交易所主板上市（股份代號：407）22.16%的股權。於二零二三年十一月，集團自勝利股份收取現金股息約人民幣3,901,000元（相等於4,291,000港元）。於二零二三年十二月三十一日，勝利股份的市場報價為每股人民幣3.62元（二零二二年：人民幣3.85元），於勝利股份的投資的公平值為人民幣705,929,000元（二零二二年：人民幣865,921,000元）。主要從事清潔能源天然氣業務推廣和應用。作為收購的結果，集團對該投資具有重大影響力，該投資被歸類為集團的聯營公司。

由於勝利股份的股價於年內跌破購買價，故已對勝利股份的相關資產進行業務估值。可收回金額乃資產的公平值減出售成本及其使用價值的較高者。可收回金額乃使用折現現金流量法根據使用價值計算釐定。關鍵假設為折現率、預測銷量增長及預測商品價格。管理層使用反映當前市場對時間價值評估之稅前利率及勝利股份之特定風險估計折現率15.04%。所用預測銷量增長5.0%及預測商品價格增長2.2%。

計算中採用的商品價格增長率2.2%乃基於通脹增長預測。根據該業務估值，於二零二三年十二月三十一日，管理層認為集團於聯營公司的總投資並無必要的減值虧損。

# Notes to the Consolidated Financial Statements

## 綜合財務報表附註

(continued) (續)

### 20 INVESTMENTS ACCOUNTED FOR USING THE EQUITY METHOD (Continued)

#### Interests in associates (Continued)

Notes: (Continued)

- (d) In July 2022, the Group entered into an agreement with certain independent third parties in relation to the establishment and management of 魚台潤泰和. 魚台潤泰和 is principally engaged in the trading of natural gas in the PRC. Pursuant to the terms of the agreement, the initial total capital contribution is RMB50,000,000 (equivalent to approximately HK\$58,500,000), out of which RMB5,000,000 (equivalent to approximately HK\$5,850,000) was contributed by the Group and accounted for 10% of equity interests in 魚台潤泰和. Considered the fact that the Group has the ability to appoint one director to the Board of directors of 魚台潤泰和, the Group considered to have significant influence over this investment and the investment was classified as an associate of the Group.
- (e) Apart from Shandong Shengli, which is listed on Shenzhen Stock Exchange, all the associates are unlisted limited liability companies.
- (f) In August 2023, the Group disposed of 江蘇豐港天然氣有限公司 at the consideration of RMB12,400,000, equivalent to HK\$13,764,000 and recognised the disposal gains included in Other losses, net of HK\$558,000.

### 20 使用權益法入賬之投資 (續)

#### 於聯營公司權益 (續)

附註：(續)

- (d) 於二零二二年七月，集團與若干獨立第三方訂立協議，內容有關成立及管理主要於中國從事天然氣買賣的魚台潤泰和。根據該協議的條款，初始注資總額為人民幣50,000,000元（相等於約58,500,000港元），其中人民幣5,000,000元（相等於約5,850,000港元）由集團出資，佔魚台潤泰和的10%股權。考慮到集團能夠委任一名董事加入加入魚台潤泰和的董事會，集團認為對該投資有重大影響，該投資被分類為集團的聯營公司。
- (e) 除於深圳證券交易所上市的勝利股份外，所有聯營公司均為非上市有限公司。
- (f) 於二零二三年八月，集團出售江蘇豐港天然氣有限公司，代價人民幣12,400,000元（相等於13,764,000港元），並確認計入其他虧損的出售收益淨額558,000港元。

# Notes to the Consolidated Financial Statements

## 綜合財務報表附註

(continued) (續)

### 20 INVESTMENTS ACCOUNTED FOR USING THE EQUITY METHOD (Continued)

#### Interests in associates (Continued)

- (i) Sino Director Limited, 重慶天然氣儲運 and Shandong Shengli are considered individually material to the Group. The aggregated financial performance for associates which accounted for using the equity method was as follows:

### 20 使用權益法入賬之投資 (續)

#### 於聯營公司權益 (續)

- (i) Sino Director Limited、重慶天然氣儲運及勝利股份分別被視為對集團具有重大意義。使用權益法入賬的聯營公司匯總財務業績如下：

		Sino Director Limited Sino Director Limited		重慶天然氣儲運 重慶天然氣儲運		Shandong Shengli 勝利股份	
		31 December 2023 二零二三年 十二月 三十一日 HK\$'000 千港元	31 December 2022 二零二二年 十二月 三十一日 HK\$'000 千港元	31 December 2023 二零二三年 十二月 三十一日 HK\$'000 千港元	31 December 2022 二零二二年 十二月 三十一日 HK\$'000 千港元	31 December 2023 二零二三年 十二月 三十一日 HK\$'000 千港元	31 December 2022 二零二二年 十二月 三十一日 HK\$'000 千港元
Current assets	流動資產	186,432	162,590	633,676	227,498	2,055,287	2,450,376
Non-current assets	非流動資產	1,151,074	1,232,553	3,475,989	2,395,296	5,596,402	5,638,149
Current liabilities	流動負債	(156,925)	(152,598)	(1,047,061)	(530,608)	(3,309,446)	(3,874,453)
Non-current liabilities	非流動負債	(1,255,373)	(1,202,997)	(864,833)	(849,069)	(764,066)	(716,137)
Non-controlling interests	非控股權益	22,438	(11,864)	—	—	(405,833)	(415,976)
Net assets	資產淨額	(52,354)	27,684	2,197,771	1,243,117	3,172,344	3,081,959
Group's share of net assets	集團分佔資產淨額	(13,089)	6,921	219,777	124,312	702,991	682,962
Goodwill	商譽	73,464	214,114	—	—	466,807	469,651
Carrying amount	賬面值	60,375	221,035	219,777	124,312	1,169,798	1,152,613
Revenue	營業額	223,937	278,483	—	7,934	5,191,658	5,434,939
(Loss)/profits for the year	年內(虧損)/溢利	(114,299)	(64,102)	(1,298)	62	237,138	213,080
Other comprehensive income/(loss)	其他全面收益/(虧損)	(43)	19,230	(34,051)	—	(140,231)	(4,791)
Total comprehensive (loss)/income	全面(虧損)/收益總額	(114,342)	(44,872)	(35,349)	62	96,907	208,289

# Notes to the Consolidated Financial Statements

## 綜合財務報表附註

(continued) (續)

### 20 INVESTMENTS ACCOUNTED FOR USING THE EQUITY METHOD (Continued)

#### Interests in associates (Continued)

- (ii) In addition to the interests in associates disclosed above, the Group also has interests in a number of individually immaterial associates that are accounted for using the equity method.

		2023 二零二三年 HK\$'000 千港元	2022 二零二二年 HK\$'000 千港元
Aggregate carrying amount of individually immaterial associates	個別非重大聯營公司的賬面價值合計		
Aggregate amounts of the Group's share of:	集團的份額合計：	<b>183,295</b>	192,345
Profits for the year	年內溢利	<b>10,235</b>	15,787
Other comprehensive income	其他全面收益	<b>(19,285)</b>	(14,203)
Total comprehensive income	全面收益總額	<b>(9,050)</b>	1,584

Save as disclosed above, there are other no material commitments or contingent liabilities relating to the Group's interests in associates.

### 20 使用權益法入賬之投資 (續)

#### 於聯營公司權益 (續)

- (ii) 除上述披露的聯營公司權益外，集團亦擁有若干個別非重大聯營公司的權益，這些聯營公司採用權益法入賬。

除上文所披露者外，並無與集團於聯營公司權益有關之任何其他重大承擔或或然負債。

# Notes to the Consolidated Financial Statements

## 綜合財務報表附註

(continued) (續)

### 20 INVESTMENTS ACCOUNTED FOR USING THE EQUITY METHOD (Continued)

#### Interest in a joint venture

Nature of investment in a joint venture, which is an unlisted limited liability company, as at 31 December 2023:

Name	Registered capital	Country of establishment	Principal Activities	Percentage of interest held indirectly
名稱	註冊資本	成立之國家	主要業務	間接持有權益百分比
山西國興煤層氣輸配有限公司	RMB	PRC	Trading of coalbed methane	35%
山西國興煤層氣輸配有限公司	人民幣	中國	煤層氣買賣	35%

The joint venture is currently considered not material to the Group and is accounted for using the equity method:

#### 在合資企業中的權益

於二零二三年十二月三十一日，對非上市有限責任公司合營企業的投資性質：

該合營企業目前被視為對集團而言並不重大，因此使用權益法入賬：

		2023 二零二三年 HK\$'000 千港元	2022 二零二二年 HK\$'000 千港元
Carrying amount of the joint venture	合營企業賬面價值	—	8,255
The Group's share of:	集團的份額：		
Profit/(loss) for the year	年內溢利／(虧損)	(8,104)	215
Other comprehensive income	其他全面收益	(151)	(672)
Total comprehensive (loss)/profit	全面(虧損)／溢利總額	(8,255)	(457)

On the 31 December 2023, the cumulatively unrecognized share of losses of joint venture is HK\$7,203,000.

於二零二三年十二月三十一日，累計未確認分佔合營企業虧損為7,203,000港元。

There are no material commitments or contingent liabilities relating to the Group's interest in the joint venture.

概無與集團於合營企業的權益有關的重大承擔或或然負債。

# Notes to the Consolidated Financial Statements

## 綜合財務報表附註

(continued) (續)

### 21 FINANCIAL ASSETS AT FAIR VALUE THROUGH OTHER COMPREHENSIVE INCOME

#### (i) Classification of financial assets at fair value through other comprehensive income

Financial assets at fair value through other comprehensive income comprise:

- Equity securities which are not held for trading, and which the Group has irrevocably elected at initial recognition to recognise in this category. These are strategic investments and the Group considers this classification to be more relevant.
- Debt securities where the contractual cash flows are solely principal and interest and the objective of the Group's business model is achieved both by collecting contractual cash flows and selling financial assets.

#### (ii) Equity investments at fair value through other comprehensive income

Equity investments at fair value through other comprehensive income comprise the following investments:

### 21 按公平值計入其他全面收益之金融資產

#### (i) 按公平值計入其他全面收益之金融資產之分類

按公平值計入其他全面收益之金融資產包括：

- 並非持作買賣的股本證券，及集團已於初步確認時不可撤回地選擇將其於此類別內確認的股本證券。該等證券為戰略投資，且集團認為此分類更有相關性。
- 合約現金流量純粹為支付本金及利息的債務證券，且集團業務模式的目標以收取合約現金流量及出售金融資產的方式實現。

#### (ii) 按公平值計入其他全面收益之股本投資

按公平值計入其他全面收益之股本投資包含以下投資：

		<b>31 December 2023 二零二三年 十二月三十一日 HK\$'000 千港元</b>	31 December 2022 二零二二年 十二月三十一日 HK\$'000 千港元
Equity securities:	股本證券：		
— listed in Hong Kong	— 在香港上市	<b>61,505</b>	82,359
— listed outside Hong Kong	— 在香港以外上市	<b>111,508</b>	110,441
		<b>173,013</b>	192,800

On disposal of these equity securities, any related balance within other reserves is reclassified to retained earnings.

於出售該等股本證券後，其他儲備中的任何相關餘額將重新分類至留存收益。

# Notes to the Consolidated Financial Statements

## 綜合財務報表附註

(continued) (續)

### 21 FINANCIAL ASSETS AT FAIR VALUE THROUGH OTHER COMPREHENSIVE INCOME (Continued)

#### (iii) Debt investments at fair value through other comprehensive income

Debt investments at fair value through other comprehensive income comprise the following investments in listed and unlisted bonds:

Debt securities:	債務證券：
— listed in Hong Kong	— 在香港上市
— listed outside Hong Kong	— 在香港以外上市
— unlisted	— 未上市

31 December 2023 二零二三年 十二月三十一日 HK\$'000 千港元	31 December 2022 二零二二年 十二月三十一日 HK\$'000 千港元
5,034	23,248
7,510	15,790
450	450
<b>12,994</b>	<b>39,488</b>

On disposal of these debt investments, any related balance within the fair value through other comprehensive income reserve is reclassified to profit or loss.

於出售該等債務投資後，按公平值計入其他全面收益儲備內之任何有關結餘重新分類至損益。

### 21 按公平值計入其他全面收益之金融資產 (續)

#### (iii) 按公平值計入其他全面收益之債務投資

按公平值計入其他全面收益之債務投資包括以下於上市及未上市債券之投資：

# Notes to the Consolidated Financial Statements

## 綜合財務報表附註

(continued) (續)

### 21 FINANCIAL ASSETS AT FAIR VALUE THROUGH OTHER COMPREHENSIVE INCOME (Continued)

#### (iv) Amounts recognised in profit or loss and other comprehensive income

During the year, the following (losses)/gains were recognised in profit or loss and other comprehensive income.

		2023 二零二三年 HK\$'000 千港元	2022 二零二二年 HK\$'000 千港元
Losses recognised in other comprehensive income	在其他全面收益中確認的虧損	<b>(34,003)</b>	(24,172)
Gains reclassified from other comprehensive income to profit or loss on the sale of debt investments at fair value through other comprehensive income	出售以公平值計入其他全面收益的債務投資時從其他全面收益重新分類至損益的收益	<b>1,527</b>	5,704
Dividends from equity investments held at fair value through other comprehensive income recognised in profit or loss in other income (Note 6)	於其他收益中的損益確認的按公平值計入其他全面收益之股本投資的股息(附註6)	<b>2,172</b>	1,916

#### (v) Financial assets pledged as security

At 31 December 2023 and 2022, no financial assets at FVOCI is pledged for any banking facilities.

#### (vi) Fair value, impairment and risk exposure

Information about the methods and assumptions used in determining fair value is provided in Note 3.4(i).

Debt securities at fair value through other comprehensive income are considered to be low risk, and therefore the impairment provision is determined as 12 months expected credit losses. The Group has assessed that the expected credit losses for these financial assets are not material under the 12 months expected credit loss method. Thus no loss allowance provision was recognised as at the balance sheet date. For details of the credit risk management, please refer to Note 3.2(b)(v).

### 21 按公平值計入其他全面收益之金融資產 (續)

#### (iv) 於損益及其他全面收益中確認之金額

年內，下列(虧損)/收益於損益及其他全面收益中確認。

#### (v) 作為擔保的金融資產

於二零二三年及二零二二年十二月三十一日，概無按公平值計入其他全面收益之金融資產質押用於任何銀行融資。

#### (vi) 公平值、減值及風險

有關釐定公平值所用方法及假設的資料載於附註3.4(i)。

按公平值計入其他全面收益之債務證券被視為低風險，因此減值撥備乃按12個月預期信貸虧損釐定。集團已根據12個月預期信貸虧損方法評估該等金融資產之預期信貸虧損屬不重大。因此，於結算日並無確認虧損準備撥備。有關信貸風險管理之詳情，請參閱附註3.2(b)(v)。



# Notes to the Consolidated Financial Statements

## 綜合財務報表附註

(continued) (續)

### 21 FINANCIAL ASSETS AT FAIR VALUE THROUGH OTHER COMPREHENSIVE INCOME (Continued)

(vi) Fair value, impairment and risk exposure (Continued)

The carrying amounts of the financial assets at fair value through other comprehensive income are denominated in the following currencies:

		<b>31 December 2023</b> 二零二三年 十二月三十一日 <b>HK\$'000</b> 千港元	31 December 2022 二零二二年 十二月三十一日 HK\$'000 千港元
US\$	美元	<b>121,916</b>	145,563
HK\$	港元	<b>48,919</b>	69,825
CAD	加元	<b>15,172</b>	16,900
		<b>186,007</b>	232,288

### 22 INVENTORIES

### 22 存貨

		<b>31 December 2023</b> 二零二三年 十二月 三十一日 <b>HK\$'000</b> 千港元	31 December 2022 二零二二年 十二月 三十一日 HK\$'000 千港元 (Restated) (經重列)	1 January 2022 二零二二年 一月一日 HK\$'000 千港元 (Restated) (經重列)
Raw materials	原材料	<b>165,820</b>	141,190	83,576
Work-in-progress	在製品	<b>253,426</b>	356,592	316,132
Finished goods and natural gas	製成品及天然氣	<b>175,585</b>	84,778	77,081
		<b>594,831</b>	582,560	476,789

# Notes to the Consolidated Financial Statements

## 綜合財務報表附註

(continued) (續)

### 23 CONTRACT ASSETS, DEPOSITS, TRADE AND OTHER RECEIVABLES

### 23 合約資產、按金、貿易及其他應收款項

		<b>31 December 2023 二零二三年 十二月 三十一日 HK\$'000 千港元</b>	31 December 2022 二零二二年 十二月 三十一日 HK\$'000 千港元 (Restated) (經重列)	1 January 2022 二零二二年 一月一日 HK\$'000 千港元 (Restated) (經重列)
Trade receivables (Notes (b) and (c))	貿易應收款項 (附註(b)及(c))	<b>656,996</b>	457,056	584,978
Less: Loss allowance	減：虧損撥備	<b>(17,981)</b>	—	—
Trade receivables, net	貿易應收款項淨額	<b>639,015</b>	457,056	584,978
Contract assets (Notes (b) and (e))	合約資產(附註(b)及(e))	<b>338,298</b>	295,855	207,023
Less: Loss allowance	減：虧損撥備	<b>(4,223)</b>	—	—
Contract assets, net	合約資產淨額	<b>334,075</b>	295,855	207,023
Loan to an associate (Note (d))	貸款予聯營公司 (附註(d))	<b>1,077,803</b>	1,075,204	1,065,121
Interest receivables from an associate (Note (d))	應收一間聯營公司利息(附 註(d))	<b>208,219</b>	127,436	135,815
Less: Loss allowance	減：虧損撥備	<b>(125,271)</b>	(19,440)	(8,779)
		<b>1,160,751</b>	1,183,200	1,192,157

# Notes to the Consolidated Financial Statements

## 綜合財務報表附註

(continued) (續)

### 23 CONTRACT ASSETS, DEPOSITS, TRADE AND OTHER RECEIVABLES (Continued)

### 23 合約資產、按金、貿易及其他應收款項 (續)

		<b>31 December 2023 二零二三年 十二月 三十一日 HK\$'000 千港元</b>	31 December 2022 二零二二年 十二月 三十一日 HK\$'000 千港元 (Restated) (經重列)	1 January 2022 二零二二年 一月一日 HK\$'000 千港元 (Restated) (經重列)
Amounts due from associates (Note (g))	應收聯營公司款項 (附註(g))	<b>4,918</b>	5,686	—
Receivables under finance leases	融資租賃項下應收款項	<b>109,256</b>	107,022	—
Consideration receivables	應收代價	—	—	15,600
Other interest receivables	其他應收利息	<b>4,143</b>	6,673	7,204
Note receivables	應收票據	<b>95,196</b>	55,699	101,364
Other tax receivables	其他可收回稅項	<b>61,237</b>	38,079	83,000
Other receivables	其他應收款項	<b>32,385</b>	318,132	191,335
Less: Loss allowance	減：虧損撥備	<b>(70,144)</b>	—	—
Deposits and other receivables, net	按金及其他應收款項淨額	<b>236,991</b>	531,291	398,503
Prepaid construction costs	預付建設成本	<b>56,683</b>	52,690	162,149
Prepayment for acquisition of land use rights	收購土地使用權預付款項	<b>33,357</b>	38,404	40,785
Prepaid natural gas costs	預付天然氣成本	<b>621,834</b>	590,720	665,382
Prepaid material and equipment costs	預付材料及設備成本	<b>71,881</b>	77,993	211,604
Other prepayments	其他預付款項	<b>78,046</b>	72,735	56,087
		<b>861,801</b>	832,542	1,136,007
Less: Non-current portion	減：非流動部分	<b>(1,243,673)</b>	(1,456,592)	(1,183,053)
Current portion	流動部分	<b>1,988,960</b>	1,843,352	2,335,615

# Notes to the Consolidated Financial Statements

## 綜合財務報表附註

(continued) (續)

### 23 CONTRACT ASSETS, DEPOSITS, TRADE AND OTHER RECEIVABLES (Continued)

Notes:

- (a) The carrying amounts of deposits, trade and other receivables approximate their fair values as the impact of discounting is not significant.
- (b) Accounting policies of trade and other receivables

Trade receivables are amounts due from customers for goods sold or services performed in the ordinary course of business. They are generally due for settlement within 30 days and therefore all classified as current. Trade receivables are recognised initially at the amount of consideration that is unconditional, unless they contain significant financing components, when they are recognised at fair value. The group holds the trade receivables with the objective of collecting the contractual cash flows and therefore measures them subsequently at amortised cost using the effective interest method.

The Group applies the HKFRS 9 simplified approach to measuring expected credit losses which uses a lifetime expected loss allowance for all trade receivables and contract assets. Information about the impairment of trade receivables and contract assets, and the Group's exposure to credit risk and risk management can be found in Note 3.2(b) (iv).

- (c) The Group allows an average credit period ranging from 60 to 90 days to its trade customers and keeps monitoring its outstanding trade receivables. Overdue balances are regularly reviewed by senior management of the Group.

The ageing analysis of trade receivables based on invoice date is as follows:

		<b>31 December 2023 二零二三年 十二月三十一日 HK\$'000 千港元</b>	31 December 2022 二零二二年 十二月三十一日 HK\$'000 千港元 (Restated) (經重列)	1 January 2022 二零二二年 一月一日 HK\$'000 千港元 (Restated) (經重列)
Up to 3 months	三個月以內	<b>373,604</b>	366,585	365,113
3 to 6 months	三個月至六個月	<b>55,774</b>	35,195	41,710
Over 6 months	六個月以上	<b>227,618</b>	55,276	178,155
Total	總計	<b>656,996</b>	457,056	584,978

### 23 合約資產、按金、貿易及其他應收款項 (續)

附註：

- (a) 由於折讓影響並不重大，按金、貿易及其他應收款項之賬面值與其公平值相若。
- (b) 貿易及其他應收款項之會計政策

貿易應收款項為於正常業務過程中已售出貨品或提供服務應收客戶之款項。該等款項一般於30日內到期結算，因此全部分類為流動。貿易應收款項初步按無條件代價金額確認，但當其包含重大融資成分時，按公平值進行確認。集團持有貿易應收款項的目的是收取合約現金流量，因此後續使用實際利率法按攤銷成本計量應收賬款。

集團採用香港財務報告準則第9號簡化方法計量預期信貸虧損，為所有貿易應收款項及合約資產使用全期預期虧損撥備。有關貿易應收款項和合約資產的減值資料，以及集團面臨的信用風險和風險管理信息，請參閱附註3.2(b)(iv)。

- (c) 集團給予其貿易客戶之平均信貸期介乎60至90日之間，並且不斷監控其尚未償還之貿易應收款項。集團高級管理層定期審閱逾期未還之結餘。

根據發票日期的貿易應收款項之賬齡分析如下：



# Notes to the Consolidated Financial Statements

## 綜合財務報表附註

(continued) (續)

### 23 CONTRACT ASSETS, DEPOSITS, TRADE AND OTHER RECEIVABLES (Continued)

Notes: (Continued)

(d) Loan and interest receivables from an associate

As at 31 December 2023, the Group's loan to Sino Director Group amounted to approximately HK\$1,077,803,000 (2022: HK\$1,075,204,000). The outstanding interest amounted to approximately HK\$208,219,000 (2022: HK\$127,436,000). The loan receivables of approximately HK\$88,763,000 (2022: HK\$54,839,000) are repayable within 12 months and the remaining balances of approximately HK\$1,197,259,000 (2022: HK\$924,246,000) are not repayable within next 12 months. The interest receivables are repayable on demand.

Managements apply the discounted cash flow model resulted in the recognition of a loss allowance of HK\$125,271,000 (2022: HK\$19,440,000) as at 31 December 2023.

(e) The contract assets primarily relate to the Group's rights to consideration for gas pipeline construction and connection services completed but not billed at the reporting date. The contract assets are transferred to receivables when the rights become unconditional.

### 23 合約資產、按金、貿易及其他應收款項 (續)

附註：(續)

(d) 應收一間聯營公司貸款及利息

於二零二三年十二月三十一日，集團向 Sino Director 集團提供貸款約 1,077,803,000 港元（二零二二年：1,075,204,000 港元）。未還利息約為 208,219,000 港元（二零二二年：127,436,000 港元）。應收貸款約 88,763,000 港元（二零二二年：54,839,000 港元）須於 12 個月內償還，而餘下結餘約 1,197,259,000 港元（二零二二年：924,246,000 港元）毋須於未來 12 個月內償還。應收利息須按要求償還。

管理層採用貼現現金流量模式導致於二零二三年十二月三十一日確認虧損撥備 125,271,000 港元（二零二二年：19,440,000 港元）。

(e) 合約資產主要與集團就於報告日期已完成燃氣管道建造及接駁服務但未開具發票的收款權有關。合約資產於該權利成為無條件時轉撥至應收款項。

# Notes to the Consolidated Financial Statements

## 綜合財務報表附註

(continued) (續)

### 23 CONTRACT ASSETS, DEPOSITS, TRADE AND OTHER RECEIVABLES (Continued)

Notes: (Continued)

- (f) The carrying amounts of the deposits, trade and other receivables (excluding prepayments and other tax recoverable) are denominated in the following currencies:

		31 December 2023 二零二三年 十二月三十一日 HK\$'000 千港元	31 December 2022 二零二二年 十二月三十一日 HK\$'000 千港元 (Restated) (經重列)	1 January 2022 二零二二年 一月一日 HK\$'000 千港元 (Restated) (經重列)
RMB	人民幣	1,876,054	2,023,040	1,987,479
CAD	加元	43,995	60,252	54,020
Others	其他	55,471	50,176	51,139
Total	總計	1,975,520	2,133,468	2,092,638

- (g) The amounts due from associates are unsecured, interest-free and repayable on demand.

### 23 合約資產、按金、貿易及其他應收款項 (續)

附註：(續)

- (f) 按金、貿易及其他應收款項(不包括預付款項及其他可收回稅款)的賬面值以下列貨幣列值：

- (g) 應收聯營公司款項為無抵押、免息及須按要求償還。

### 24 TIME DEPOSITS, BANK BALANCES AND CASH

		31 December 2023 二零二三年 十二月三十一日 HK\$'000 千港元	31 December 2022 二零二二年 十二月三十一日 HK\$'000 千港元
Time deposits with maturity over three months	到期日為三個月以上的定期存款	1,150,475	621,500
Cash and cash equivalents	現金及現金等值項目	2,095,411	3,329,715
— Cash at banks and on hand	— 銀行現金及手頭現金		

The interest rates for short-term bank deposits ranged from 3.0% to 3.6% (2022: 3.7% to 4.1%) per annum. The deposits have an original maturity of ranging from 1 to 5 years (2022: 90 to 183 days). The Group is able to and intends to redeem the deposits from the bank on demand for business operation in one year.

短期銀行存款的年利率為3.0%至3.6% (二零二二年：3.7%至4.1%)。存款的原定期限為1至5年(二零二二年：90至183天)。集團能夠並擬於一年內按要求從銀行贖回存款，以進行業務經營。

# Notes to the Consolidated Financial Statements

## 綜合財務報表附註

(continued) (續)

### 24 TIME DEPOSITS, BANK BALANCES AND CASH (Continued)

Included in bank deposits, bank balances and cash are amounts of approximately HK\$3,008,250,000 or RMB2,734,773,000 (2022: HK\$3,090,546,000 or RMB2,734,996,000) denominated in RMB which are deposited with banks in Mainland China. The conversion of these RMB denominated balances into foreign currencies and the remittance of funds out of Mainland China is subject to the rules and regulations of foreign exchange control promulgated by the PRC Government.

The carrying amounts of the time deposits, bank balances and cash are denominated in the following currencies:

### 24 定期存款、銀行結餘及現金 (續)

銀行存款、銀行結餘及現金包括存放於中國內地銀行的以人民幣計值的金額約3,008,250,000港元或人民幣2,734,773,000元(二零二二年: 3,090,546,000港元或人民幣2,734,996,000元)。該等人民幣計值結餘兌換成外幣及從中國內地匯出資金須遵守中國政府頒佈的外匯管理規章制度。

定期存款、銀行結餘及現金之賬面值以下列貨幣計值:

		<b>31 December 2023 二零二三年 十二月三十一日 HK\$'000 千港元</b>	31 December 2022 二零二二年 十二月三十一日 HK\$'000 千港元
RMB	人民幣	<b>3,123,743</b>	3,458,642
US\$	美元	<b>93,909</b>	384,030
HK\$	港元	<b>25,499</b>	23,532
CAD	加元	<b>2,735</b>	85,006
Pound sterling	英鎊	<b>—</b>	5
		<b>3,245,886</b>	3,951,215

# Notes to the Consolidated Financial Statements

## 綜合財務報表附註

(continued) (續)

### 25 TRADE AND OTHER PAYABLES

### 25 貿易及其他應付款項

		31 December 2023 二零二三年 十二月 三十一日 HK\$'000 千港元	31 December 2022 二零二二年 十二月 三十一日 HK\$'000 千港元 (Restated) (經重列)	1 January 2022 二零二二年 一月一日 HK\$'000 千港元 (Restated) (經重列)
Trade payables (Note (c))	貿易應付款項(附註(c))	750,385	729,490	696,723
Construction cost payables	應付建設成本	684,451	693,354	625,333
Interest payable	應付利息	521	35,110	46,353
Salaries payables	應付薪金	60,605	60,156	61,723
Other tax payables	其他應付稅項	57,911	72,957	37,526
Note payables	應付票據	55,000	173,734	—
Other payables and accruals	其他應付款項及應計費用	230,724	2,535	2,697
Amount due to associates (Note (b))	應付聯營公司款項 (附註(b))	30,974	—	6,215
		<b>1,870,571</b>	<b>1,767,336</b>	<b>1,476,570</b>

- (a) The carrying amounts of trade and other payables approximate their fair values.
- (b) Amounts due to associates are unsecured, interest-free and repayable on demand.
- (c) The ageing analysis of trade payables based on invoice date is as follows:

- (a) 貿易及其他應付款項之賬面值與其公平值相若。
- (b) 應付聯營公司款項為無抵押、免息及須按要求償還。
- (c) 根據發票日期的貿易應付款項之賬齡分析如下：

		31 December 2023 二零二三年 十二月三十一日 HK\$'000 千港元	31 December 2022 二零二二年 十二月三十一日 HK\$'000 千港元 (Restated) (經重列)	1 January 2022 二零二二年 一月一日 HK\$'000 千港元 (Restated) (經重列)
Up to 3 months	三個月以內	677,495	558,829	545,256
3 to 6 months	三個月至六個月	36,012	38,157	61,620
Over 6 months	六個月以上	36,878	132,504	89,847
Total	總計	<b>750,385</b>	<b>729,490</b>	<b>696,723</b>



# Notes to the Consolidated Financial Statements

## 綜合財務報表附註

(continued) (續)

### 25 TRADE AND OTHER PAYABLES (Continued)

The carrying amounts of trade and other payables (excluding other tax payables and salaries payables) are denominated in the following currencies:

		31 December 2023 二零二三年 十二月 三十一日 HK\$'000 千港元	31 December 2022 二零二二年 十二月 三十一日 HK\$'000 千港元 (Restated) (經重列)	1 January 2022 二零二二年 一月一日 HK\$'000 千港元 (Restated) (經重列)
RMB	人民幣	1,570,327	1,465,585	1,245,510
HK\$	港元	31,914	15,932	64,648
CAD	加元	149,814	152,706	67,163
		<b>1,752,055</b>	<b>1,634,223</b>	<b>1,377,321</b>

### 26 CONTRACT LIABILITIES

		31 December 2023 二零二三年 十二月 三十一日 HK\$'000 千港元	31 December 2022 二零二二年 十二月 三十一日 HK\$'000 千港元 (Restated) (經重列)	1 January 2022 二零二二年 一月一日 HK\$'000 千港元 (Restated) (經重列)
Receipt in advance for sales of natural gas and other related products	銷售天然氣及其他相關產品之預收款項	2,297,435	2,209,534	2,452,845
Receipt in advance for construction and connection services of gas pipelines	燃氣管道建造及接駁服務之預收款項	392,116	614,582	702,570
Receipt in advance for sales of coal derived clean and other related products	銷售煤基清潔及其他相關產品之預收款項	209,647	126,794	652
		<b>2,899,198</b>	<b>2,950,910</b>	<b>3,156,067</b>

### 25 貿易及其他應付款項 (續)

貿易及其他應付款項 (不包括其他應付稅款及應付薪金) 的賬面值以下列貨幣計值：

### 26 合約負債

# Notes to the Consolidated Financial Statements

## 綜合財務報表附註

(continued) (續)

### 26 CONTRACT LIABILITIES (Continued)

- (a) The contract liabilities primarily relate to the payments received in advance for sales and distribution of natural gas and other related products and construction and connection services of gas pipelines not yet delivered to customers.
- (b) Revenue recognised in relation to contract liabilities

The following table shows how much of the revenue recognised in the current year relates to carried-forward contract liabilities.

		2023 二零二三年 HK\$'000 千港元	2022 二零二二年 HK\$'000 千港元 (Restated) (經重列)
<i>Revenue recognised that was included in the contract liability balance at the beginning of the year</i>	年初計入合約負債結餘的已確認收入		
Sales and distribution of natural gas and other related products	銷售及輸送天然氣及其他相關產品	2,129,903	1,566,968
Gas pipeline construction and connection services	燃氣管道建造及接駁服務	170,699	305,089
Production and sales of coal derived clean energy and other related products	生產及銷售煤基清潔能源及其他相關產品	120,738	652

There is no revenue recognised during the current year related to performance obligations that were satisfied in prior year.

### 26 合約負債 (續)

- (a) 合約負債主要與銷售及輸送天然氣及其他相關產品以及尚未交付予客戶之燃氣管道建造及接駁服務之已收預收款項有關。
- (b) 與合約負債有關的已確認收益

下表列示於本年度與結轉合約負債有關的已確認收益金額。

	2023 二零二三年 HK\$'000 千港元	2022 二零二二年 HK\$'000 千港元 (Restated) (經重列)
<i>Revenue recognised that was included in the contract liability balance at the beginning of the year</i>		
Sales and distribution of natural gas and other related products	2,129,903	1,566,968
Gas pipeline construction and connection services	170,699	305,089
Production and sales of coal derived clean energy and other related products	120,738	652

本年度概無與過往年度已獲達成履約責任有關的已確認收益。

# Notes to the Consolidated Financial Statements

## 綜合財務報表附註

(continued) (續)

### 26 CONTRACT LIABILITIES (Continued)

#### (c) Unsatisfied contracts with customers

The Group has applied the practical expedient of HKFRS 15 to its fixed-price construction and connection contracts, as well as sales and distribution of natural gas and other products contracts, such that the information about revenue that the Group will be entitled to when it satisfied the remaining performance obligations under those contracts that had an original expected duration of one year or less is not disclosed.

### 27 BORROWINGS

Bank borrowings, secured	銀行借款，有抵押	<b>2,825,470</b>	—
Bank borrowings, unsecured	銀行借款，無抵押	<b>1,446,861</b>	4,057,713
Other borrowings, unsecured	其他借款，無抵押	<b>440,000</b>	678,000
		<b>4,712,331</b>	4,735,713
Less: amounts due within one year classified under current liabilities	減：分類為流動負債於一年內到期之款項	<b>(3,664,790)</b>	(3,859,986)
Non-current portion	非流動部分	<b>1,047,541</b>	875,727

Notes:

- (i) As at 31 December 2023, the Bridge Loan Facilities of HK\$2,283,720,000 were guaranteed by certain subsidiaries of the Company.

As at 31 December 2023, certain investment properties (Note 18), land-use rights (recognised in right-of-use assets) (Note 16) and investment in an associate (Note 20) were pledged as collateral for the Group's bank borrowing of HK\$541,750,000.

### 26 合約負債 (續)

#### (c) 未獲達成客戶合約

集團已就其固定價格的建造及接駁合約以及銷售及輸送天然氣及其他產品合約應用香港財務報告準則第15號之實際可行權宜之計，從而使集團在履行該等原預期期限為一年或更短的合約項下之剩餘履約責任時豁免披露有關收益之資料。

### 27 借款

31 December 2023 二零二三年 十二月 三十一日 HK\$'000 千港元	31 December 2022 二零二二年 十二月 三十一日 HK\$'000 千港元
<b>2,825,470</b>	—
<b>1,446,861</b>	4,057,713
<b>440,000</b>	678,000
<b>4,712,331</b>	4,735,713
<b>(3,664,790)</b>	(3,859,986)
<b>1,047,541</b>	875,727

附註：

- (i) 於二零二三年十二月三十一日，過橋貸款融資2,283,720,000港元由公司若干附屬公司擔保。

於二零二三年十二月三十一日，若干投資性房地產(附註18)、土地使用權(於使用權資產確認)(附註16)及於一間聯營公司的投資(附註20)已抵押作為集團銀行借款541,750,000港元的抵押品。

# Notes to the Consolidated Financial Statements

## 綜合財務報表附註

(continued) (續)

### 27 BORROWINGS (Continued)

The carrying amounts of the borrowings are denominated in the following currencies and carried at the following interest rates:

### 27 借款 (續)

借款的賬面值以下列貨幣計值，並以下列利率列賬：

		<b>31 December 2023 二零二三年 十二月三十一日 HK\$'000 千港元</b>	31 December 2022 二零二二年 十二月三十一日 HK\$'000 千港元
RMB	人民幣	<b>2,255,218</b>	2,361,157
CAD	加元	<b>134,643</b>	149,040
USD	美元	<b>2,322,470</b>	2,225,516
		<b>4,712,331</b>	4,735,713
At fixed rates	按定息	<b>1,695,569</b>	1,093,840
At floating rates	按浮息	<b>3,016,762</b>	3,641,873
		<b>4,712,331</b>	4,735,713
Weighted average effective interest rates (per annum):	加權平均實際利率(每年)：		
— Bank borrowings	— 銀行借款	<b>5.7%</b>	4.2%
— Other borrowings	— 其他借款	<b>3.0%</b>	3.8%

# Notes to the Consolidated Financial Statements

## 綜合財務報表附註

(continued) (續)

### 28 SENIOR NOTES

### 28 優先票據

		31 December 2023 二零二三年 十二月三十一日 HK\$'000 千港元	31 December 2022 二零二二年 十二月三十一日 HK\$'000 千港元
US\$ denominated senior notes	以美元計價的優先票據	<b>2,999,366</b>	3,665,479
Less: amounts due within one year classified under current liabilities	減：分類為流動負債於一年內到期之款項	—	(669,728)
		<b>2,999,366</b>	2,995,751

On 11 April 2017, the Company issued senior notes, with an aggregate nominal value of US\$350,000,000 (equivalent to HK\$2,712,500,000) at par value (the "Senior Notes A"), which bear interest at 4.625% per annum and the interest is payable semi-annually in arrears. The net proceeds after deducting the direct issuance costs, amounted to approximately US\$346,556,000 (equivalent to HK\$2,685,809,000). The Senior Note A will mature on 20 April 2022 and are listed on the Singapore Stock Exchange.

於二零一七年四月十一日，公司發行總面值為350,000,000美元（相等於2,712,500,000港元）的優先票據（「優先票據A」），按每年4.625%計息且利息每半年支付。扣除直接發行費用後之所得款項淨額為約346,556,000美元（相等於2,685,809,000港元）。優先票據A將於二零二二年四月二十日到期及於新加坡證券交易所上市。

On 25 July 2019, the Company issued senior notes, with an aggregate nominal value of US\$320,000,000 (equivalent to HK\$2,712,500,000) at par value (the "Senior Notes B"), which bear interest at 5.5% per annum and the interest is payable semi-annually in arrears. The net proceeds after deducting the direct issuance costs, amounted to approximately US\$315,932,000 (equivalent to HK\$2,685,809,000). The Senior Note B will mature on 25 January 2023 and are listed on the Singapore Stock Exchange.

於二零一九年七月二十五日，公司發行總面值為320,000,000美元（相等於2,712,500,000港元）的優先票據（「優先票據B」），按每年5.5%計息且利息每半年支付。扣除直接發行費用後之所得款項淨額為約315,932,000美元（相等於2,685,809,000港元）。優先票據B將於二零二三年一月二十五日到期，並在新加坡證券交易所上市。

On 4 November 2019, the Company issued senior notes, with an aggregate nominal value of US\$30,000,000 (equivalent to HK\$236,453,000) at par value, which bear interest at 5.5% per annum and the interest is payable semi-annually in arrears and consolidated with the Senior Note B to form a single class.

於二零一九年十一月四日，公司按面值發行賬面總值為30,000,000美元（相等於236,453,000港元）的優先票據，按每年5.5%計息且利息每半年支付，與優先票據B合併形成單一類別。

# Notes to the Consolidated Financial Statements

## 綜合財務報表附註

(continued) (續)

### 28 SENIOR NOTES (Continued)

On 23 June 2021, the Company issued senior notes, with an aggregate nominal value of US\$400,000,000 (equivalent to HK\$3,100,000,000) at par value (the "Senior Notes C"), which bear interest at 4.7% per annum and the interest is payable semi-annually in arrears. The net proceeds after deducting the direct issuance costs, amounted to approximately US\$398,782,000 (equivalent to HK\$3,090,561,000). The Senior Note C will mature on 30 June 2026 and are listed on the Singapore Stock Exchange.

On 2 August 2021, the Company redeemed in full the outstanding aggregated principal amount of US\$354,046,000 of Senior Notes A before their maturity at a total redemption price of US\$358,632,458 (equivalent to HK\$2,779,401,000), representing 101.156% of the principal amount plus accrued and unpaid interest, by using part of the net proceeds from the offering of Senior Notes C.

On 5 April 2022, the Company redeemed in partial the outstanding aggregated principal amount of US\$250,000,000 of Senior Notes A before their maturity at a total redemption price of US\$259,549,000 (equivalent to HK\$2,011,503,000), representing 103.82% of the principal amount plus accrued and unpaid interest.

On 5 December 2022 and 23 December 2022, the Company repurchased in partial the outstanding aggregated principal amount of US\$13,214,000 and US\$529,000 respectively of Senior Notes A before their maturity at a total repurchase price of US\$13,174,000 and US\$527,000 respectively (equivalent to HK\$102,100,000 and HK\$4,086,000 respectively), representing 99.7% of the principal amount plus accrued and unpaid interest.

As at 31 December 2023, the fair value of the senior notes amounted to approximately HK\$2,626,372,000 (2022: HK\$3,177,266,000). The effective interest is 4.85% (2022: 4.85%). The fair value of the senior notes traded in active markets is based on quoted market prices at the date of the statement of financial position. A market is regarded as active if quoted prices are readily and regularly available from an exchange, dealer, broker, industry group, pricing service, or regulatory agency and those prices represent actual and regularly occurring market transactions on an arm's length basis. The senior notes are within level 1 of the fair value hierarchy.

### 28 優先票據 (續)

於二零二一年六月二十三日，公司發行總面值為400,000,000美元（相等於3,100,000,000港元）的優先票據（「優先票據C」），按每年4.7%計息且利息每半年支付。扣除直接發行費用後之所得款項淨額為約398,782,000美元（相等於3,090,561,000港元）。優先票據C將於二零二六年六月三十日到期及於新加坡證券交易所上市。

於二零二一年八月二日，公司於到期日前透過動用部分發售優先票據C所得款項淨額悉數贖回優先票據A未償還本金總額354,046,000美元，總贖回價358,632,458美元（相等於2,779,401,000港元），為本金額的101.156%加應計及未付利息。

於二零二二年四月五日，公司於到期日前透過動用部分發售優先票據C所得款項淨額部分贖回優先票據A未償還本金總額250,000,000美元，總贖回價259,549,000美元（相等於2,011,503,000港元），為本金額的103.82%加應計及未付利息。

於二零二二年十二月五日及二零二二年十二月二十三日，公司於到期日前透過動用部分發售優先票據C所得款項淨額部分購回優先票據A未償還本金總額分別為13,214,000美元及529,000美元，總購回價分別為13,174,000美元及527,000美元（分別相等於102,100,000港元及4,086,000港元），為本金額的99.7%加應計及未付利息。

於二零二三年十二月三十一日，優先票據之公平值約為2,626,372,000港元（二零二二年：3,177,266,000港元）。實際利率為4.85%（二零二二年：4.85%）。於交投活躍市場買賣之優先票據之公平值根據財務狀況表日之市場報價計算。交投活躍市場乃指可輕易地及定期從交易所、經銷商、經紀人、行業集團、報價服務或規管機構取得報價之市場，而有關報價是在經常進行之真實公平市場交易之基礎上呈現。該等優先票據被列為公平值第一層次。

# Notes to the Consolidated Financial Statements

## 綜合財務報表附註

(continued) (續)

### 29 DEFERRED INCOME TAX

Deferred income tax is calculated in full on temporary differences under the liability method using the tax rates enacted or substantively enacted by the statement of financial position date.

Deferred income tax assets and liabilities are offset when there is a legally enforceable right to offset current tax assets against current tax liabilities and when the deferred income taxes related to the same fiscal authority.

### 29 遞延所得稅

遞延所得稅乃根據負債法使用財務狀況表日期已頒佈或實質上已頒佈的稅率就暫時性差異全額計算。

當有法定可執行權利可將當期稅項資產與當期稅務負債抵銷，而遞延所得稅涉及同一財務機關時，則可將遞延所得稅資產與負債抵銷。

		31 December 2023 二零二三年 十二月三十一日 HK\$'000 千港元	31 December 2022 二零二二年 十二月三十一日 HK\$'000 千港元 (Restated) (經重列)	1 January 2022 二零二二年 一月一日 HK\$'000 千港元 (Restated) (經重列)
Deferred tax assets	遞延稅項資產	(45,176)	(12,534)	(14,698)
Deferred tax liabilities	遞延稅項負債	427,319	402,531	315,331
		<b>382,143</b>	<b>389,997</b>	<b>300,633</b>

The net movements in the deferred income tax account are as follows:

遞延所得稅賬戶之變動淨額如下：

		2023 二零二三年 HK\$'000 千港元	2022 二零二二年 HK\$'000 千港元 (Restated) (經重列)
Balance at 1 January, as previously reported	於一月一日的結餘，先前報告	401,884	310,510
Prior year adjustments (Note 2.4)	過往年度調整(附註2.4)	(11,887)	(9,877)
Balance at 1 January, as restated	於一月一日的結餘，經重列	389,997	300,633
Currency realignment	貨幣調整	4,093	(22,632)
Charged/(credited) to consolidated profit and loss (Note 12)	扣除/(計入)綜合損益(附註12)	(11,947)	111,996
Balance at 31 December	於十二月三十一日的結餘	<b>382,143</b>	<b>389,997</b>

# Notes to the Consolidated Financial Statements

## 綜合財務報表附註

(continued) (續)

### 29 DEFERRED INCOME TAX (Continued)

The movements in deferred income tax assets and liabilities (prior to offsetting of balances within the same taxation jurisdiction) during the year are as follows:

#### Deferred tax assets

		Lease liabilities	Asset retirement obligation	Tax losses	Net impairment losses on financial and contract assets 金融及合約資產的減值虧損 淨額	Interest capitalisation	Total
		租賃負債 HK\$'000 千港元	資產報廢承擔 HK\$'000 千港元	稅項虧損 HK\$'000 千港元	金融及合約資產的減值虧損 淨額 HK\$'000 千港元	利息資本化 HK\$'000 千港元	總計 HK\$'000 千港元
Balance at 1 January 2022, as previously reported	於二零二二年一月一日的結餘，先前報告	(18,170)	(45,533)	(112,190)	—	—	(175,893)
Prior year adjustments (Note 2.4)	過往年度調整 (附註2.4)	—	—	—	—	(9,877)	(9,877)
Balance at 1 January 2022, as restated	於二零二二年一月一日的結餘，經重列	(18,170)	(45,533)	(112,190)	—	(9,877)	(185,770)
Currency alignment	貨幣調整	1,178	2,156	4,810	—	—	8,144
Charged/(credited) to consolidated profit or loss	扣除/(計入)綜合損益	4,367	10,776	41,701	—	(2,010)	54,834
Balance at 31 December 2022, as restated	於二零二二年十二月三十一日的結餘，經重列	(12,625)	(32,601)	(65,679)	—	(11,887)	(122,792)
Balance at 1 January 2023, as previously reported	於二零二三年一月一日的結餘，先前報告	(12,625)	(32,601)	(65,679)	—	—	(110,905)
Prior year adjustments (Note 2.4)	過往年度調整 (附註2.4)	—	—	—	—	(11,887)	(11,887)
Balance at 1 January 2023, as restated	於二零二三年一月一日的結餘，經重列	(12,625)	(32,601)	(65,679)	—	(11,887)	(122,792)
Currency alignment	貨幣調整	311	(757)	(1,218)	304	—	(1,360)
Charged/(credited) to consolidated profit or loss	扣除/(計入)綜合損益	2,578	(1,340)	(7,644)	(32,808)	(149)	(39,363)
Balance at 31 December 2023, as restated	於二零二三年十二月三十一日的結餘，經重列	(9,736)	(34,698)	(74,541)	(32,504)	(12,036)	(163,515)

### 29 遞延所得稅 (續)

年內遞延所得稅資產及負債(與同一稅務司法權區之結餘抵銷前)之變動如下:

#### 遞延稅項資產

		Lease liabilities	Asset retirement obligation	Tax losses	Net impairment losses on financial and contract assets 金融及合約資產的減值虧損 淨額	Interest capitalisation	Total
		租賃負債 HK\$'000 千港元	資產報廢承擔 HK\$'000 千港元	稅項虧損 HK\$'000 千港元	金融及合約資產的減值虧損 淨額 HK\$'000 千港元	利息資本化 HK\$'000 千港元	總計 HK\$'000 千港元
Balance at 1 January 2022, as previously reported	於二零二二年一月一日的結餘，先前報告	(18,170)	(45,533)	(112,190)	—	—	(175,893)
Prior year adjustments (Note 2.4)	過往年度調整 (附註2.4)	—	—	—	—	(9,877)	(9,877)
Balance at 1 January 2022, as restated	於二零二二年一月一日的結餘，經重列	(18,170)	(45,533)	(112,190)	—	(9,877)	(185,770)
Currency alignment	貨幣調整	1,178	2,156	4,810	—	—	8,144
Charged/(credited) to consolidated profit or loss	扣除/(計入)綜合損益	4,367	10,776	41,701	—	(2,010)	54,834
Balance at 31 December 2022, as restated	於二零二二年十二月三十一日的結餘，經重列	(12,625)	(32,601)	(65,679)	—	(11,887)	(122,792)
Balance at 1 January 2023, as previously reported	於二零二三年一月一日的結餘，先前報告	(12,625)	(32,601)	(65,679)	—	—	(110,905)
Prior year adjustments (Note 2.4)	過往年度調整 (附註2.4)	—	—	—	—	(11,887)	(11,887)
Balance at 1 January 2023, as restated	於二零二三年一月一日的結餘，經重列	(12,625)	(32,601)	(65,679)	—	(11,887)	(122,792)
Currency alignment	貨幣調整	311	(757)	(1,218)	304	—	(1,360)
Charged/(credited) to consolidated profit or loss	扣除/(計入)綜合損益	2,578	(1,340)	(7,644)	(32,808)	(149)	(39,363)
Balance at 31 December 2023, as restated	於二零二三年十二月三十一日的結餘，經重列	(9,736)	(34,698)	(74,541)	(32,504)	(12,036)	(163,515)



# Notes to the Consolidated Financial Statements

## 綜合財務報表附註

(continued) (續)

### 29 DEFERRED INCOME TAX (Continued)

#### Deferred tax liabilities

		Right-of-use assets 使用權資產 HK\$'000 千港元	Accelerated tax depreciation and depletion 加速稅項 折舊及損耗 HK\$'000 千港元	Others 其他 HK\$'000 千港元	Total 總計 HK\$'000 千港元
Balance at 1 January 2022	於二零二二年 一月一日的結餘	15,933	367,074	103,396	486,403
Currency alignment	貨幣調整	(1,114)	(22,564)	(7,098)	(30,776)
Charged/(credited) to consolidated profit or loss	扣除/(計入)綜合損 益	(1,432)	32,962	25,632	57,162
Balance at 31 December 2022	於二零二二年十二月 三十一日的結餘	13,387	377,472	121,930	512,789
Balance at 1 January 2023	於二零二三年 一月一日的結餘	13,387	377,472	121,930	512,789
Currency alignment	貨幣調整	(382)	8,761	(2,926)	5,453
Charged/(credited) to consolidated profit or loss	扣除/(計入)綜合損 益	2,959	19,453	5,004	27,416
Balance at 31 December 2023	於二零二三年十二月 三十一日的結餘	15,964	405,686	124,008	545,658

### 29 遞延所得稅 (續)

#### 遞延稅項負債

# Notes to the Consolidated Financial Statements

## 綜合財務報表附註

(continued) (續)

### 29 DEFERRED INCOME TAX (Continued)

#### Deferred income tax liabilities (Continued)

During 2023, deferred income tax liabilities to the extent of approximately HK\$217,644,000 (2022: HK\$210,406,000) have not been recognised for the withholding tax and other taxes that would be payable on the unremitted earnings of certain subsidiaries in the PRC because the Board considers that the timing of the reversal of the temporary difference is controlled by the Group and it is probable that the temporary difference will not reverse in the foreseeable future. Unremitted earnings totalled approximately HK\$5,466,240,000 (2022: HK\$5,063,090,000) as at 31 December 2023 and HK\$43,307,000 (2022: HK\$33,459,000) has been recognised as deferred tax liability for the withholding tax.

Deferred income tax assets are recognised for tax loss carry-forwards to the extent that the realisation of the related tax benefit through future taxable profits is probable. As at 31 December 2023, the Group had unrecognised deferred tax assets for its tax losses of approximately HK\$49,767,000 (2022: HK\$45,014,000) to carry forward against future taxable income. All the tax losses will be expired within the next 5 years.

### 29 遞延所得稅 (續)

#### 遞延所得稅負債 (續)

於二零二三年，並無就預扣稅及其他稅項（將可用於支付某些位於中國的附屬公司之未匯出盈利）確認遞延所得稅負債，上限為約217,644,000港元（二零二二年：210,406,000港元），乃由於董事局認為撥回暫時差額時間由集團控制且此暫時差額有可能將不會在可見未來撥回。於二零二三年十二月三十一日，未匯出盈利總金額約為5,466,240,000港元（二零二二年：5,063,090,000港元）及43,307,000港元（二零二二年：33,459,000港元）已就預扣稅確認為遞延稅項負債。

遞延所得稅資產以相關的稅務利益透過可從未來應課稅盈利變現為上限，為稅務虧損結轉而確認。於二零二三年十二月三十一日，集團之未確認遞延稅項資產之稅項虧損約49,767,000港元（二零二二年：45,014,000港元）。所有稅務虧損將於未來5年內到期。

# Notes to the Consolidated Financial Statements

## 綜合財務報表附註

(continued) (續)

### 30 ASSETS RETIREMENT OBLIGATION

The movements in assets retirement obligation are as below:

		2023 二零二三年 HK\$'000 千港元	2022 二零二二年 HK\$'000 千港元
At 1 January	於一月一日	141,737	197,974
Currency realignment	貨幣調整	3,293	(11,464)
Accretion (Note 9)	添加(附註9)	4,698	3,440
Site restoration expenditure	工地恢復支出	(6,426)	(4,355)
Change in estimates and discount rate	估計及折現率變動	1,549	(51,494)
Provision for the year	年內撥備	6,003	7,636
At 31 December	於十二月三十一日	150,854	141,737
Less: Current portion (Note 25)	減：流動部分(附註25)	(5,953)	—
Non-current portion	非流動部分	144,901	141,737

Note:

In accordance with the relevant rules and regulations in Canada, the Group is obliged to accrue the cost for land reclamation and site closures for the Group's ownership interest in oil and natural gas assets including well sites and gathering systems. The provision for assets retirement obligation has been determined by the directors based on their best estimates in accordance with the relevant rules and regulations.

### 30 資產報廢承擔

資產報廢承擔之變動如下：

	2023 二零二三年 HK\$'000 千港元	2022 二零二二年 HK\$'000 千港元
於一月一日	141,737	197,974
貨幣調整	3,293	(11,464)
添加(附註9)	4,698	3,440
工地恢復支出	(6,426)	(4,355)
估計及折現率變動	1,549	(51,494)
年內撥備	6,003	7,636
於十二月三十一日	150,854	141,737
減：流動部分(附註25)	(5,953)	—
非流動部分	144,901	141,737

附註：

根據加拿大有關規則及法規，集團有責任就集團於石油及天然氣資產(包括油井及集氣系統)的土地開墾及關閉場地支付成本。有關資產報廢承擔的撥備已由董事以彼等最佳估計為基礎根據有關規則及法規釐定。

# Notes to the Consolidated Financial Statements

## 綜合財務報表附註

(continued) (續)

### 31 SHARE CAPITAL, SHARE OPTION AND SHARE AWARD SCHEMES

#### (a) Share capital

		Number of shares 股份數目 '000 千股	Amount 金額 HK\$'000 千港元
Ordinary shares of HK\$0.01 each	每股0.01港元之普通股		
Authorised shares	法定股份		
At 1 January 2022, 31 December 2022, 1 January 2023 and 31 December 2023	於二零二二年一月一日、 二零二二年十二月三十一日、 二零二三年一月一日、 二零二三年十二月三十一日	125,000,000	1,250,000
Issued and fully paid	已發行及繳足		
At 31 December 2022, 1 January 2023 and 31 December 2023	於二零二二年十二月三十一日、 二零二三年一月一日及 二零二三年十二月三十一日	5,636,804	56,368

### 31 股本、購股權及股份獎勵計劃

#### (a) 股本

		Number of shares 股份數目 '000 千股	Amount 金額 HK\$'000 千港元
Ordinary shares of HK\$0.01 each	每股0.01港元之普通股		
Authorised shares	法定股份		
At 1 January 2022, 31 December 2022, 1 January 2023 and 31 December 2023	於二零二二年一月一日、 二零二二年十二月三十一日、 二零二三年一月一日、 二零二三年十二月三十一日	125,000,000	1,250,000
Issued and fully paid	已發行及繳足		
At 31 December 2022, 1 January 2023 and 31 December 2023	於二零二二年十二月三十一日、 二零二三年一月一日及 二零二三年十二月三十一日	5,636,804	56,368



# Notes to the Consolidated Financial Statements

## 綜合財務報表附註

(continued) (續)

### 31 SHARE CAPITAL, SHARE OPTION AND SHARE AWARD SCHEMES (Continued)

#### (b) Share option scheme

The Company adopted a share option scheme (the “Share Option Scheme”) pursuant to a resolution passed by the shareholders on 23 November 2011.

Under the Share Option Scheme, the Board may at its discretion offer options to any eligible participant who is an employee, executive or officer of the Company or its subsidiaries (including executive and non-executive directors of the Company or its subsidiaries) and any suppliers, consultants or advisers who will provide or have provided services to the Company or its subsidiaries.

The maximum number of shares in respect of which options may be granted under the Share Option Scheme is 10% of the issued shares of the Company from time to time.

The maximum entitlement of each eligible participant in any 12 month-period shall not exceed 1% of the number of shares in issue on the date of offer of an option.

The offer of a grant of options may be accepted within 21 days after the date of the offer, with a consideration of HK\$1 for the grant thereof. Exercise period in respect of the options granted shall be determined by the Board and in any event such period of time shall not exceed a period of 10 years commencing on the date upon which such option is deemed to be granted and accepted.

The exercise price in relation to each option offered to an eligible participant under the Share Option Scheme shall be determined by the Board at its absolute discretion but in any event shall not be less than the highest of: (a) the official closing price of the shares as stated in the daily quotation sheet of the Stock Exchange on the date of offer of an option; (b) the average of the official closing price of the shares as stated in the daily quotation sheet of the Stock Exchange for the five business days immediately preceding the date of offer of an option; and (c) the nominal value of a share.

### 31 股本、購股權及股份獎勵計劃 (續)

#### (b) 購股權計劃

根據股東於二零一一年十一月二十三日通過之決議案，公司採納購股權計劃（「購股權計劃」）。

根據購股權計劃，董事局可酌情提呈購股權予任何合資格參與者。合資格參與者為公司或其附屬公司之僱員、行政人員或高級職員（包括公司或其附屬公司之執行及非執行董事），以及任何將會或曾經為公司或其附屬公司提供服務之供應商、專家顧問或顧問。

根據購股權計劃授出之購股權涉及之股份數目上限為公司不時之已發行股份之10%。

於任何十二個月期間，每位合資格參與者之配額上限不得超逾購股權提呈之日已發行股份數目之1%。

獲授購股權之人士可於購股權提呈之日起計21日內繳付1港元之代價後接納獲提呈授予之購股權。購股權之行使期限由董事局決定，而在任何情況下，有關期限不得超逾有關購股權被視為授出及獲接納之日起計十年。

董事局全權酌情就根據該購股權計劃提呈予合資格參與者之每份購股權釐定行使價，惟在任何情況下該價格不得低於以下之最高者：(a)購股權提呈當日股份於聯交所每日報價中所列之正式收市價；(b)在緊接提呈購股權當日前五個營業日股份於聯交所每日報價中所列之正式收市價平均數；及(c)股份面值。

# Notes to the Consolidated Financial Statements

## 綜合財務報表附註

(continued) (續)

### 31 SHARE CAPITAL, SHARE OPTION AND SHARE AWARD SCHEMES (Continued)

#### (b) Share option scheme (Continued)

The Share Option Scheme was valid for 10 years from 23 November 2011.

On 22 January 2016, in order to motivate and reward the Company's staff, the Company had granted to certain eligible participants of the Company share options to subscribe for an aggregate of 100,000,000 ordinary shares of HK\$0.01 each in share capital of the Company. The share options shall be exercisable in the following periods:

- 30% of the share options are exercisable on 22 January 2018 to 21 January 2026;
- 30% of the share options are exercisable on 22 January 2019 to 21 January 2026; and
- the remaining share options are exercisable on 22 January 2020 to 21 January 2026

(i) The number and weighted average exercise prices of the share options are as follows:

		2023 二零二三年		2022 二零二二年	
		Exercise price 行使價	Number of option 購股權數目	Exercise price 行使價	Number of option 購股權數目
		HK\$ 港元	'000 千股	HK\$ 港元	'000 千股
Outstanding at 1 January and 31 December	於一月一日及 十二月三十一日 尚未行使	0.46	86,560	0.46	86,560

### 31 股本、購股權及股份獎勵計劃 (續)

#### (b) 購股權計劃 (續)

購股權計劃從二零一一年十一月二十三日起有效期為期十年。

於二零一六年一月二十二日，為激勵及獎勵公司員工，公司已向其若干合資格參與者授出可認購合共100,000,000股公司股本中每股面值0.01港元之普通股的購股權。購股權可於下列期間行使：

- 30%的購股權於二零一八年一月二十二日至二零二六年一月二十一日可予行使；
- 30%的購股權於二零一九年一月二十二日至二零二六年一月二十一日可予行使；及
- 其餘購股權於二零二零年一月二十二日至二零二六年一月二十一日可予行使

(i) 購股權的數目及加權平均行使價如下：

# Notes to the Consolidated Financial Statements

## 綜合財務報表附註

(continued) (續)

### 31 SHARE CAPITAL, SHARE OPTION AND SHARE AWARD SCHEMES (Continued)

#### (b) Share option scheme (Continued)

(ii) The following table discloses details of the Company's share options held by employees as at 31 December 2023:

	Date of grant	Exercise price per share	Exercise period	Outstanding at 31 December 2023
	授出日期	每股行使價 HK\$ 港元	行使期	於二零二三年 十二月三十一日 尚未行使
Employees 僱員	22 January 2016 二零一六年 一月二十二日	0.46	22 January 2018 to 21 January 2026 二零一八年一月二十二日至 二零二六年一月二十一日	16,560
	22 January 2016 二零一六年 一月二十二日	0.46	22 January 2019 to 21 January 2026 二零一九年一月二十二日至 二零二六年一月二十一日	30,000
	22 January 2016 二零一六年 一月二十二日	0.46	22 January 2020 to 21 January 2026 二零二零年一月二十二日至 二零二六年一月二十一日	40,000
Total 總計				86,560

The fair value of the options granted in 2016 determined using the binomial option pricing model was approximately HK\$0.127, HK\$0.148 and HK\$0.171 per share respectively. The significant inputs into the model were share price of HK\$0.455 as at the grant date, exercise price as shown above, volatility of 40.99%, 40.97% and 42.56%, expected life of options of seven and six years, and annual risk-free interest rate of 0.993%, 1.056% and 1.184% respectively. The volatility measured at the standard deviation of expected share price returns is based on the historical volatility of the Company's share price over a period of eight, seven and six years before the date when the options were granted.

### 31 股本、購股權及股份獎勵計劃 (續)

#### (b) 購股權計劃 (續)

(ii) 下表披露僱員於二零二三年十二月三十一日所持公司購股權之詳情：

採用二項式期權定價模式，於二零一六年授出的購股權已釐定公平值分別約為每股0.127港元、0.148港元及0.171港元。模式內之重大輸入數據為於授出日期之股價0.455港元、上表所示行使價、分別為40.99%、40.97%及42.56%之波幅、購股權分別為七年及六年之預計年期以及分別為0.993%、1.056%及1.184%之無風險年利率。按預期股價回報的標準差計量的波幅乃是基於公司股價於購股權授出日期之前八年、七年及六年期間之歷史波幅。

# Notes to the Consolidated Financial Statements

## 綜合財務報表附註

(continued) (續)

### 31 SHARE CAPITAL, SHARE OPTION AND SHARE AWARD SCHEMES (Continued)

#### (c) Share award scheme

On 4 November 2011, the Board approved the adoption of a share award scheme (the “Restricted Share Award Scheme”) with the objective to recognise the contributions by eligible employees within the Group and to give incentives in order to retain them for their continuing operation and development and to attract suitable personnel for further development of the Group.

Pursuant to the rules relating to the Restricted Share Award Scheme (“Scheme Rules”), shares are comprised of (i) shares subscribed for or purchased by the Company and delivered to the Trustee appointed by the Company (Note 35(c)) subsequently; or (ii) the Trustee out of cash arranged to be paid by the Company out of the Company’s funds to the Trustee and be held on trust for the relevant eligible grantees until such shares are vested with the relevant eligible grantees in accordance with the Scheme Rules (“Restricted Shares”). The Board implements the Restricted Share Award Scheme in accordance with the terms of the Scheme Rules including providing necessary funds to the Trustee to purchase or subscribe for shares up to 10% of the issued share capital of the Company from time to time.

Under the Restricted Share Award Scheme, the Restricted Shares are granted to eligible employees of the Company or any one of its subsidiaries for no consideration but subject to certain conditions (including but not limited to, lock-up period) to be decided by the Board at the time of grant of the Restricted Shares under the Restricted Share Award Scheme. The Restricted Share Award Scheme will remain in force for 10 years from the date of adoption.

### 31 股本、購股權及股份獎勵計劃 (續)

#### (c) 股份獎勵計劃

於二零一一年十一月四日，董事局已批准採納一項購股權計劃（「限制性股份獎勵計劃」）作為獎勵以嘉許集團合資格僱員之貢獻，為集團持續經營及發展為激勵以挽留僱員，為集團進一步發展吸納合適人才。

根據限制性股份獎勵計劃有關規則（「計劃規則」），股份來自(i)公司認購或購買並隨後送交予公司委託的受託人（附註35(c)）之股份；或(ii)由受託人以公司自公司資金安排支付予受託人之現金認購或購買並為有關經合資格承授人以信託方式持有之股份（「限制性股份」），直至該等股份根據計劃規則歸屬於有關合資格承授人為止。董事局會根據計劃規則實施限制性股份獎勵計劃，包括向受託人提供所需資金，以購入或認購最多佔公司不時之已發行股本10%之股份。

根據限制性股份獎勵計劃，限制性股份可以零代價授予公司或公司任何一家附屬公司之合資格僱員，但受限於董事局根據限制性股份獎勵計劃授出限制性股份時決定的若干條件（包括但不限於，禁售期）。限制性股份獎勵計劃將從採納日起生效，為期十年。





# Notes to the Consolidated Financial Statements

## 綜合財務報表附註

(continued) (續)

### 31 SHARE CAPITAL, SHARE OPTION AND SHARE AWARD SCHEMES (Continued)

#### (c) Share award scheme (Continued)

The Restricted Share Award Scheme operates in parallel with the Share Option Scheme. All options granted under the Share Option Scheme continue to be valid and exercisable subject to and in accordance with the terms of the Share Option Scheme, respectively.

Pursuant to the Scheme Rules, the Board may, from time to time, at their absolute discretion select the eligible grantees after taking into account various factors as they deem appropriate for participation in the Restricted Share Award Scheme as a grantee and determines the number of Restricted Shares to be awarded. The Board shall cause to pay the Trustee the purchase price and the related expenses from the Company's resources for the shares to be purchased by the Trustee.

The Trustee shall hold such Restricted Shares on trust for the eligible grantees until they are vested. When the relevant eligible grantee has satisfied all vesting conditions specified by the Board at the time of making the award and become entitled to the Restricted Shares, the Trustee shall transfer the relevant Restricted Shares to that grantee.

For awardees who cease employment with the Group before vesting, the unvested shares are forfeited. The forfeited shares are held by the trustee of the Restricted Share Award Scheme who may award such shares to the awardees as instructed by the Board.

No restricted shares were awarded to employees for the year ended 31 December 2023.

As at 31 December 2023, there was no outstanding share awards granted to employees (2022: same).

### 31 股本、購股權及股份獎勵計劃 (續)

#### (c) 股份獎勵計劃 (續)

限制性股份獎勵計劃與購股權計劃並行。根據購股權計劃授出的所有購股權將繼續有效及可行使，惟須分別遵守及依照購股權計劃的條款。

根據計劃規則，董事局可不時按其絕對酌情權及彼等認為適用參與限制性獎勵計劃的不同因素挑選合資格承授人，並釐定將授出之限制性股份數目。董事局須就受託人即將購入之股份，以公司之資源向受託人支付購入價及相關費用。

受託人將以信託方式代合資格承授人持有相關限制性股份，直至彼等獲歸屬。待相關合資格承授人達成董事局於作出獎勵時所特定之一切歸屬條件，將有權獲得限制性股份，受託人將轉讓該有關限制性股份予承授人。

在歸屬前不再受僱於集團之受獎人，未歸屬股份即予沒收。沒收股份由限制性股份獎勵計劃受託人持有，而受託人根據董事局指示獎勵該等股份予受獎人。

截至二零二三年十二月三十一日止年度，沒有授予員工限制性股份。

於二零二三年十二月三十一日，概無授予僱員的尚未行使股份獎勵(二零二二年：相同)。

# Notes to the Consolidated Financial Statements

## 綜合財務報表附註

(continued) (續)

### 32 CASH FLOW INFORMATION

- (a) This section sets out an analysis of net debt and the movements in net debt for each of the years presented.

Net Debt	債務淨額	31 December 2023 二零二三年 十二月三十一日 HK\$'000 千港元	31 December 2022 二零二二年 十二月三十一日 HK\$'000 千港元
Cash and cash equivalents	現金及現金等值項目	2,095,411	3,329,715
Borrowings	借款	(4,712,331)	(4,735,713)
Senior notes	優先票據	(2,999,366)	(3,665,479)
Lease liabilities	租賃負債	(39,512)	(51,632)
Net debt	債務淨額	<b>(5,655,798)</b>	(5,123,109)

### 32 現金流量資料

- (a) 本節載列各所示年度債務淨額的分析及債務淨額的變動。

Net Debt	債務淨額	31 December 2023 二零二三年 十二月三十一日 HK\$'000 千港元	31 December 2022 二零二二年 十二月三十一日 HK\$'000 千港元
Cash and cash equivalents	現金及現金等值項目	2,095,411	3,329,715
Borrowings	借款	(4,712,331)	(4,735,713)
Senior notes	優先票據	(2,999,366)	(3,665,479)
Lease liabilities	租賃負債	(39,512)	(51,632)
Net debt	債務淨額	<b>(5,655,798)</b>	(5,123,109)

# Notes to the Consolidated Financial Statements

## 綜合財務報表附註

(continued) (續)

### 32 CASH FLOW INFORMATION (Continued)

- (a) This section sets out an analysis of net debt and the movements in net debt for each of the years presented. (Continued)

### 32 現金流量資料 (續)

- (a) 本節載列各所示年度債務淨額的分析及債務淨額的變動。(續)

		Liabilities from financing activities 融資活動所產生的負債				
		Cash and cash equivalents 現金及現金等值項目 HK\$'000 千港元	Borrowings 借款 HK\$'000 千港元	Senior notes 優先票據 HK\$'000 千港元	Leases 租賃 HK\$'000 千港元	Total 總計 HK\$'000 千港元
Net debts as at 31 December 2021	截至二零二一年十二月三十一日的淨債務	2,786,609	(3,074,809)	(5,645,120)	(74,966)	(6,008,286)
Financing cash flows	融資現金流量	753,829	(1,310,247)	2,044,008	23,317	1,510,907
Interest expenses	利息費用	—	(16,241)	(64,367)	(5,010)	(85,618)
Inception of lease contracts	於租賃合約開始時	—	—	—	(12,766)	(12,766)
Foreign exchange adjustments	外匯調整	(210,723)	(334,416)	—	17,793	(527,346)
Net debts as at 31 December 2022	於二零二二年十二月三十一日的債務淨額	3,329,715	(4,735,713)	(3,665,479)	(51,632)	(5,123,109)
Financing cash flows	融資現金流量	(1,183,068)	(27,681)	668,495	13,744	(528,510)
Interest expenses	利息費用	—	(50,727)	(2,382)	(2,301)	(55,410)
Inception of lease contracts	於租賃合約開始時	—	—	—	(10,100)	(10,100)
Foreign exchange adjustments	外匯調整	(51,236)	101,790	—	10,777	61,331
Net debts as at 31 December 2023	於二零二三年十二月三十一日的債務淨額	2,095,411	(4,712,331)	(2,999,366)	(39,512)	(5,655,798)

# Notes to the Consolidated Financial Statements

## 綜合財務報表附註

(continued) (續)

### 33 COMMITMENTS

The Group had the following capital commitments outstanding not provided for at the date of statement of financial position:

Contracted but not provided for: 已訂約但未撥備：  
Property, plant and equipment and Investment 物業、廠房及設備及  
accounted for using the equity method 使用權益法入賬之投資

In September 2022, the Group entered into an agreement with certain independent third parties in relation to the establishment and management of 西寧城投能源. The Group is required to contribute RMB192,000,000 (equivalents to HK\$211,200,000) in kind to the registered capital of 西寧城投能源 before 2030. As at 31 December 2023, the commitment outstanding not provided for is RMB192,000,000 (equivalents to HK\$211,200,000).

### 34 RELATED PARTY TRANSACTIONS

Parties are considered to be related if one party has the ability, directly or indirectly, to control the other party or exercise significant influence over the other party in making financial and operating decisions. Parties are also considered to be related if they are subject to common control or common significant influence.

### 33 承擔

集團於財務狀況表日期有以下未撥備的未履行資本承擔：

31 December 2023 二零二三年 十二月三十一日 HK\$'000 千港元	31 December 2022 二零二二年 十二月三十一日 HK\$'000 千港元
<b>255,242</b>	228,090

於二零二二年九月，集團與若干獨立第三方訂立協議，內容有關成立及管理西寧城投能源。集團須於二零三零年前向西寧城投能源的註冊資本以實物出資人民幣192,000,000元（相等於211,200,000港元）。於二零二三年十二月三十一日，尚未撥備的未償承諾為人民幣192,000,000元（相等於211,200,000港元）。

### 34 關聯方交易

如一方有能力直接或間接控制另一方或在作出財務及營運決策對另一方其施加重大影響，則雙方被視為有所關聯。倘各方受共同控制或共同受到重大影響，亦被視為有關聯。

# Notes to the Consolidated Financial Statements

## 綜合財務報表附註

(continued) (續)

### 34 RELATED PARTY TRANSACTIONS (Continued)

- (a) Save as disclosed elsewhere in these consolidated financial statements, the directors are of the view that the following individuals and companies are related parties who had transactions with the Group during the years ended 31 December 2023 and 2022:

### 34 關聯方交易 (續)

- (a) 除綜合財務報表其他部分所披露者外，董事認為以下個人及公司為於截至二零二三年及二零二二年十二月三十一日止年度與集團有交易的關聯方：

Name of the related parties 關聯方名稱／姓名	Principal business activities 主要業務活動	Relationship with the Group 與集團的關係
潔神能源	Trading of natural gas 天然氣買賣	Associate 聯營公司
潔神能源	Trading of natural gas 天然氣買賣	Associate 聯營公司
馬鞍山開發	Trading of natural gas 天然氣買賣	Associate 聯營公司
馬鞍山開發	Trading of natural gas 天然氣買賣	Associate 聯營公司
勝利股份	Trading of natural gas 天然氣買賣	Associate 聯營公司
勝利股份	Trading of natural gas 天然氣買賣	Associate 聯營公司
潮州中油	Trading of natural gas 天然氣買賣	Associate 聯營公司
潮州中油	Trading of natural gas 天然氣買賣	Associate 聯營公司
漂水崑崙	Trading of natural gas 天然氣買賣	Associate 聯營公司
漂水崑崙	Trading of natural gas 天然氣買賣	Associate 聯營公司
西寧城投	Trading of natural gas 天然氣買賣	Associate 聯營公司
西寧城投	Trading of natural gas 天然氣買賣	Associate 聯營公司
Sino Director Limited	Investment holding 投資控股	Associate 聯營公司
Sino Director Limited	Investment holding 投資控股	Associate 聯營公司
勝利股份	Investment holding 投資控股	Associate 聯營公司
勝利股份	Investment holding 投資控股	Associate 聯營公司

# Notes to the Consolidated Financial Statements

## 綜合財務報表附註

(continued) (續)

### 34 RELATED PARTY TRANSACTIONS (Continued)

### 34 關聯方交易 (續)

Name of the related parties 關聯方名稱／姓名	Principal business activities 主要業務活動	Relationship with the Group 與集團的關係
Moral High Limited ("Moral High")	Investment holding	Jointly controlled by Chairman of the Board, Chief Executive Officer of the Company, and controlling shareholder of the Company and Executive director of the Company
德高有限公司(「德高」)	投資控股	由董事局主席、公司行政總裁及公司控股股東以及公司執行董事共同控制
Sino Advance Holdings Limited ("Sino Advance")	Investment holding	Controlled by Chairman of the Board, Chief Executive Officer of the Company, and controlling shareholder of the Company
Sino Advance Holdings Limited (「Sino Advance」)	投資控股	由董事局主席、公司行政總裁及公司控股股東控制
Sino Vantage Management Limited ("Sino Vantage")	Investment holding	Controlled by Chairman of the Board, Chief Executive Officer of the Company, and controlling shareholder of the Company
Sino Vantage Management Limited (「Sino Vantage」)	投資控股	由董事局主席、公司行政總裁及公司控股股東控制
Alpha Finance Holdings Limited ("Alpha Finance")	Investment holding	Controlled by Chairman of the Board, Chief Executive Officer of the Company, and controlling shareholder of the Company
Alpha Finance Holdings Limited (「Alpha Finance」)	投資控股	由董事局主席、公司行政總裁及公司控股股東控制
Mr. Xu Tie-liang ("Mr. Xu")	N/A	Chairman of the Board, Chief Executive Officer of the Company, and controlling shareholder of the Company
許鉄良先生(「許先生」)	不適用	董事局主席、公司行政總裁及公司控股股東
Ms. Guan Yijun 關懿君女士	N/A 不適用	Executive director of the Company 公司執行董事

# Notes to the Consolidated Financial Statements

## 綜合財務報表附註

(continued) (續)

### 34 RELATED PARTY TRANSACTIONS (Continued)

#### (b) Transactions with related parties

Save as disclosed elsewhere in these consolidated financial statements, the following transactions were undertaken by the Group with related parties:

### 34 關聯方交易 (續)

#### (b) 與關聯方的交易

除綜合財務報表其他部分所披露者外，集團與關聯方進行以下交易：

		2023 二零二三年 HK\$'000 千港元	2022 二零二二年 HK\$'000 千港元
Sales and distribution of natural gas and other related products	銷售及輸送天然氣及其他相關產品		
潔神能源	潔神能源	57,487	8,484
馬鞍山開發	馬鞍山開發	238	1,361
勝利股份	勝利股份	32,997	62,397
潮州中油	潮州中油	55,145	118,411
漂水崑崙	漂水崑崙	3,439	9,781
西寧城投	西寧城投	330	—
Loan interest income from Sino Director Limited	來自Sino Director Limited的貸款利息收入	81,496	97,902
Financial guarantee income from 勝利股份 (Note 6)	來自勝利股份的財務擔保收入(附註六)	7,877	6,294
Purchase of construction material for pipeline from 勝利股份	向勝利股份採購管道建築材料	(25,640)	(41,600)
Purchase of natural gas	採購天然氣		
漂水崑崙	漂水崑崙	(179,547)	(215,856)
潔神能源	潔神能源	(244)	—
Purchase of coal from Sino Director Limited	向Sino Director Limited採購煤炭	(5,907)	—

# Notes to the Consolidated Financial Statements

## 綜合財務報表附註

(continued) (續)

### 34 RELATED PARTY TRANSACTIONS (Continued)

#### (b) Transactions with related parties (Continued)

The Group provided certain financial guarantee in respect to the bank borrowings to Shandong Shengli aggregate maximum of RMB140,000,000 (2022: RMB1,105,000,000), equivalent to HK\$154,000,000 (2022: HK\$1,248,650,000). As at 31 December 2023, the amount withdrawn by Shandong Shengli and guaranteed by the Group was RMB140,000,000 (2022: RMB675,000,000), equivalent to HK\$154,000,000 (2022: HK\$762,750,000).

As at 31 December 2023, the Group recognised HK\$1,448,000 (2022: nil) in respect of such corporate financial guarantees as the amounts of loss allowance determined in accordance with expected credit loss model under HKFRS 9.

These transactions are conducted at prices and terms mutually agreed by the relevant parties.

#### (c) Transactions with key management personnel

The directors of the Company are considered as key management personnel of the Group. The remuneration of the key management personnel is determined by the remuneration committee having regard to the performance of individuals and market trends. Details of the remuneration paid to them are set out in Note 11.

#### (d) Balance with related parties

An amount of US\$1,500,000, US\$500,000 and US\$1,000,000 of the US\$400,000,000 4.7% senior notes of the Company due 2026 is held through Moral High, Alpha Finance and Sino Vantage respectively.

### 34 關聯方交易 (續)

#### (b) 與關聯方的交易 (續)

集團就給予勝利股份的銀行借款提供若干財務擔保，最高總額為人民幣140,000,000元（二零二二年：人民幣1,105,000,000元），相等於154,000,000港元（二零二二年：1,248,650,000港元）。於二零二三年十二月三十一日，由勝利股份提取並由集團擔保的金額為人民幣140,000,000元（二零二二年：人民幣675,000,000元），相等於154,000,000港元（二零二二年：762,750,000港元）。

於二零二三年十二月三十一日，集團就該等企業財務擔保確認1,448,000港元（二零二二年：無），作為根據香港財務報告準則第9號項下的預期信貸虧損模式釐定的虧損撥備金額。

該等交易乃按有關訂約方相互協定的價格及條款進行。

#### (c) 與主要管理人員的交易

公司董事被視為集團主要管理人員。主要管理人員之酬金乃由薪酬委員會經考慮個別人士之表現及市場趨勢後釐定。付予該等人士之酬金詳情載於附註11。

#### (d) 與關聯方的結餘

公司400,000,000美元4.7厘二零二六年到期優先票據為數1,500,000美元、500,000美元及1,000,000美元分別由德高、Alpha Finance及Sino Vantage持有。



# Notes to the Consolidated Financial Statements

## 綜合財務報表附註

(continued) (續)

### 35 PARTICULARS OF THE PRINCIPAL SUBSIDIARIES AND CONTROLLED STRUCTURED ENTITIES

### 35 主要附屬公司及受控制結構實體之詳情

(a) Details of the principal subsidiaries are as follows:

(a) 主要附屬公司詳情如下：

Name 名稱	Place of incorporation/ establishment and kind of legal entity 註冊成立/成立地點及法律實體類別	Nominal value of issued share capital/ registered capital 已發行股本/ 註冊資本的面值	Percentage of equity attributable to the Company		Principal activities 主要業務
			Directly 直接	Indirectly 間接	
Profaith Group Limited	BVI, wholly foreign-owned enterprise	US\$1	—	100.0%	Investment holding
Profaith Group Limited	英屬維爾京群島·外商獨資企業	1美元			投資控股
All Praise Investment Limited	BVI, wholly foreign-owned enterprise	US\$1	100.0%	—	Investment holding
All Praise Investment Limited	英屬維爾京群島·外商獨資企業	1美元			投資控股
China Oil And Gas Group Limited	BVI, wholly foreign-owned enterprise	US\$1	100.0%	—	Investment holding
中油燃氣集團有限公司	英屬維爾京群島·外商獨資企業	1美元			投資控股
China Oil And Gas Management Limited	Hong Kong, wholly foreign-owned enterprise	HK\$1	—	100.0%	Investment holding
中油燃氣管理有限公司	香港·外商獨資企業	1港元			投資控股
Alta Financial Holdings Limited	BVI, wholly foreign-owned enterprise	US\$1,000	—	100.0%	Investment holding
恒泰金融集團有限公司	英屬維爾京群島·外商獨資企業	1,000美元			投資控股
Zhongda Industrial Group Inc	BVI, wholly foreign-owned enterprise	US\$10,000	—	100.0%	Investment holding
中大工業集團有限公司	英屬維爾京群島·外商獨資企業	10,000美元			投資控股
China Oil And Gas Group (Asia) Limited	Hong Kong, wholly foreign-owned enterprise	HK\$1	—	100.0%	Investment holding
中油燃氣集團(亞洲)有限公司	香港·外商獨資企業	1港元			投資控股
Hong Kong China Oil And Gas Group Limited	Hong Kong, wholly foreign-owned enterprise	HK\$1	—	100.0%	Investment holding
香港中油燃氣集團有限公司	香港·外商獨資企業	1港元			投資控股
Accelstar Pacific Limited	BVI, wholly foreign-owned enterprise	US\$50,000	—	100.0%	Investment holding
Accelstar Pacific Limited	英屬維爾京群島·外商獨資企業	50,000美元			投資控股
Plentigreat Holdings Limited	BVI, wholly foreign-owned enterprise	US\$10,000	—	100.0%	Investment holding
Plentigreat Holdings Limited	英屬維爾京群島·外商獨資企業	10,000美元			投資控股
Vast China Group Limited	BVI, wholly foreign-owned enterprise	US\$1	—	100.0%	Investment holding
Vast China Group Limited	英屬維爾京群島·外商獨資企業	1美元			投資控股
Sino Invent Holdings Limited	BVI, wholly foreign-owned enterprise	US\$1	—	100.0%	Investment holding
Sino Invent Holdings Limited	英屬維爾京群島·外商獨資企業	1美元			投資控股
中油中泰燃氣投資集團有限公司 ("CCNG")	PRC, wholly foreign-owned enterprise	RMB1,000,000,000	—	51.0%	Investment holding and trading of natural gas
中油中泰燃氣投資集團有限公司 (「中油中泰」)	中國·外商獨資企業	人民幣1,000,000,000元			投資控股及天然氣買賣

# Notes to the Consolidated Financial Statements

## 綜合財務報表附註

(continued) (續)

### 35 PARTICULARS OF THE PRINCIPAL SUBSIDIARIES AND CONTROLLED STRUCTURED ENTITIES (Continued)

### 35 主要附屬公司及受控制結構實體之詳情 (續)

(a) Details of the principal subsidiaries are as follows: (Continued)

(a) 主要附屬公司詳情如下：(續)

Name 名稱	Place of incorporation/ establishment and kind of legal entity 註冊成立/成立地點及法律實體類別	Nominal value of issued share capital/ registered capital 已發行股本/ 註冊資本的面值	Percentage of equity attributable to the Company 歸屬於公司的權益百分比		Principal activities 主要業務
			Directly 直接	Indirectly 間接	
西寧中油燃氣有限責任公司	PRC, limited liability company	RMB65,874,000	—	40.8%(i)	Trading of natural gas, gas pipeline construction and operation of natural gas stations
西寧中油燃氣有限責任公司	中國·有限責任公司	人民幣65,874,000元			天然氣買賣、燃氣管道建造及天然氣站經營
青海宏利燃氣管道安裝工程有限責任公司	PRC, limited liability company	RMB44,000,000	—	40.8%(i)	Gas pipeline construction
青海宏利燃氣管道安裝工程有限責任公司	中國·有限責任公司	人民幣44,000,000元			燃氣管道建造
青海中油壓縮天然氣銷售有限公司	PRC, limited liability company	RMB20,800,000	—	40.8%(i)	Trading of natural gas
青海中油壓縮天然氣銷售有限公司	中國·有限責任公司	人民幣20,800,000元			天然氣買賣
西寧卓燃商貿有限公司 (前稱：西寧中油商貿有限公司)	PRC, limited liability company	RMB10,000,000	—	40.8%(i)	Trading of natural gas-related equipment
西寧卓燃商貿有限公司 (前稱：西寧中油商貿有限公司)	中國·有限責任公司	人民幣10,000,000元			天然氣相關設備買賣
醴陵中油燃氣有限責任公司	PRC, limited liability company	RMB100,000,000	—	30.6%(i)	Trading of natural gas and gas pipeline construction
醴陵中油燃氣有限責任公司	中國·有限責任公司	人民幣100,000,000元			天然氣買賣及燃氣管道建造
濱州中油燃氣有限責任公司	PRC, limited liability company	RMB50,000,000	—	40.8%(i)	Trading of natural gas and gas pipeline construction
濱州中油燃氣有限責任公司	中國·有限責任公司	人民幣50,000,000元			天然氣買賣及燃氣管道建造
惠民中油燃氣有限責任公司	PRC, limited liability company	RMB25,000,000	—	50.5%	Trading of natural gas and gas pipeline construction
惠民中油燃氣有限責任公司	中國·有限責任公司	人民幣25,000,000元			天然氣買賣及燃氣管道建造
湖南中油燃氣有限責任公司	PRC, limited liability company	RMB45,000,000	—	30.6%(i)	Natural gas transmission through pipeline
湖南中油燃氣有限責任公司	中國·有限責任公司	人民幣45,000,000元			管道天然氣輸送
泰州中油燃氣有限責任公司	PRC, limited liability company	RMB100,000,000	—	51.0%	Trading of natural gas and gas pipeline construction
泰州中油燃氣有限責任公司	中國·有限責任公司	人民幣100,000,000元			天然氣買賣及燃氣管道建造
潮州市潮安區華明燃氣有限公司 (前稱：潮安縣華明燃氣有限公司)	PRC, limited liability company	RMB22,000,000	—	40.8%(i)	Trading of natural gas
潮州市潮安區華明燃氣有限公司 (前稱：潮安縣華明燃氣有限公司)	中國·有限責任公司	人民幣22,000,000元			天然氣買賣
中油中泰物流(珠海)有限公司	PRC, limited liability company	RMB75,000,000	—	100.0%	Transportation services
中油中泰物流(珠海)有限公司	中國·有限責任公司	人民幣75,000,000元			運輸服務

# Notes to the Consolidated Financial Statements

## 綜合財務報表附註

(continued) (續)

### 35 PARTICULARS OF THE PRINCIPAL SUBSIDIARIES AND CONTROLLED STRUCTURED ENTITIES (Continued)

(a) Details of the principal subsidiaries are as follows:  
(Continued)

Name 名稱	Place of incorporation/ establishment and kind of legal entity 註冊成立/成立地點及法律實體類別	Nominal value of issued share capital/ registered capital 已發行股本/ 註冊資本的面值	Percentage of equity attributable to the Company		Principal activities 主要業務
			Directly 直接	Indirectly 間接	
青海中油管道燃氣有限公司	PRC, limited liability company	RMB32,000,000	-	51.0%	Natural gas transmission through pipeline 管道天然氣輸送
青海中油管道燃氣有限公司	中國·有限責任公司	人民幣32,000,000元	-	47.1%(i)	Gas pipeline design and construction, natural gas transmission through pipeline 燃氣管道設計及建造·管道天然氣輸送
泰州中油管輸天然氣有限公司	PRC, limited liability company	RMB111,000,000	-	47.1%(i)	Gas pipeline design and construction, natural gas transmission through pipeline 燃氣管道設計及建造·管道天然氣輸送
泰州中油管輸天然氣有限公司	中國·有限責任公司	人民幣111,000,000元	-	47.1%(i)	Gas pipeline design and construction, natural gas transmission through pipeline 燃氣管道設計及建造·管道天然氣輸送
鄒平中油燃氣有限責任公司	PRC, limited liability company	RMB20,000,000	-	35.7%(i)	Trading of natural gas and gas pipeline construction 天然氣買賣及燃氣管道建造
鄒平中油燃氣有限責任公司	中國·有限責任公司	人民幣20,000,000元	-	35.7%(i)	Trading of natural gas and gas pipeline construction 天然氣買賣及燃氣管道建造
中油中泰(深圳)新能源有限公司	PRC, limited liability company	RMB71,000,000	-	51.0%	Investment holding 投資控股
中油中泰(深圳)新能源有限公司	中國·有限責任公司	人民幣71,000,000元	-	51.0%	Investment holding 投資控股
仙桃中油燃氣有限責任公司	PRC, limited liability company	RMB67,910,000	-	35.7%(i)	Trading of natural gas and gas pipeline construction 天然氣買賣及燃氣管道建造
仙桃中油燃氣有限責任公司	中國·有限責任公司	人民幣67,910,000元	-	35.7%(i)	Trading of natural gas and gas pipeline construction 天然氣買賣及燃氣管道建造
仙桃市潔能天然氣有限公司	PRC, limited liability company	RMB2,000,000	-	35.7%(i)	Trading of natural gas 天然氣買賣
仙桃市潔能天然氣有限公司	中國·有限責任公司	人民幣2,000,000元	-	35.7%(i)	Trading of natural gas 天然氣買賣
武漢東方中油燃氣有限公司(前稱:武漢東方市天然氣有限責任公司)	PRC, limited liability company	RMB75,000,000	-	35.7%(i)	Trading of natural gas and gas pipeline construction 天然氣買賣及燃氣管道建造
武漢東方中油燃氣有限公司(前稱:武漢東方市天然氣有限責任公司)	中國·有限責任公司	人民幣75,000,000元	-	35.7%(i)	Trading of natural gas and gas pipeline construction 天然氣買賣及燃氣管道建造
西寧中油中泰管道燃氣有限公司	PRC, limited liability company	RMB50,000,000	-	40.8%(i)	Gas pipeline design and construction 燃氣管道設計及建造
西寧中油中泰管道燃氣有限公司	中國·有限責任公司	人民幣50,000,000元	-	40.8%(i)	Gas pipeline design and construction 燃氣管道設計及建造
南京瀛寧燃氣有限公司	PRC, wholly foreign-owned enterprise	HK\$187,500,000	-	100.0%	Investment holding, construction of natural gas stations and trading of natural gas 投資控股·天然氣站建造及天然氣買賣
南京瀛寧燃氣有限公司	中國·外商獨資企業	187,500,000港元	-	100.0%	Investment holding, construction of natural gas stations and trading of natural gas 投資控股·天然氣站建造及天然氣買賣

### 35 主要附屬公司及受控制結構實體之詳情 (續)

(a) 主要附屬公司詳情如下：(續)

# Notes to the Consolidated Financial Statements

## 綜合財務報表附註

(continued) (續)

### 35 PARTICULARS OF THE PRINCIPAL SUBSIDIARIES AND CONTROLLED STRUCTURED ENTITIES (Continued)

(a) Details of the principal subsidiaries are as follows: (Continued)

Name 名稱	Place of incorporation/ establishment and kind of legal entity 註冊成立/成立地點及法律實體類別	Nominal value of issued share capital/ registered capital 已發行股本/ 註冊資本的面值	Percentage of equity attributable to the Company 歸屬於公司的權益百分比		Principal activities 主要業務
			Directly 直接	Indirectly 間接	
安徽中油燃氣有限公司	PRC, sino-foreign equity joint venture	RMB18,000,000	-	80.4%	Trading of natural gas and gas pipeline construction 天然氣買賣及燃氣管道建造
安徽中油燃氣有限公司 中油燃氣投資集團有限公司(前稱 中油燃氣(廣東)投資有限公司)	中國, 中外合資合營企業 PRC, wholly foreign-owned enterprise	人民幣18,000,000元 US\$75,000,000	-	100.0%	Investment holding 投資控股
中油燃氣投資集團有限公司(前稱中 油燃氣(廣東)投資有限公司)	中國, 外商獨資企業	75,000,000美元	-	-	投資控股
恒泰國際融資租賃有限公司 恒泰國際融資租賃有限公司	PRC, limited liability company 中國, 有限責任公司	US\$29,000,000 29,000,000美元	-	100.0%	Provision for finance 提供融資
新疆恒泰融資租賃有限公司 新疆恒泰融資租賃有限公司	PRC, sino-foreign equity joint venture 中國, 中外合資合營企業	RMB170,000,000 人民幣170,000,000元	-	100.0%	Provision for finance 提供融資
揚州中油燃氣有限責任公司	PRC, sino-foreign equity joint venture	RMB40,000,000	-	38.8%(ii)	Trading of natural gas and gas pipeline construction 天然氣買賣及燃氣管道建造
揚州中油燃氣有限責任公司 青海中油甘河工業園區燃氣 有限公司	中國, 中外合資合營企業 PRC, sino-foreign equity joint venture	人民幣40,000,000元 RMB26,000,000	-	60.4%	Trading of natural gas and gas pipeline construction 天然氣買賣及燃氣管道建造
青海中油甘河工業園區燃氣有限公 司	中國, 中外合資合營企業	人民幣26,000,000元	-	-	天然氣買賣及燃氣管道建造
南通中油燃氣有限責任公司	PRC, sino-foreign equity joint venture	RMB50,000,000	-	75.0%	Trading of natural gas and gas pipeline construction 天然氣買賣及燃氣管道建造
南通中油燃氣有限責任公司 萍鄉市燃氣公司	中國, 中外合資合營企業 PRC, sino-foreign equity joint venture	人民幣50,000,000元 RMB284,400,000	-	51.0%	Trading of natural gas and gas pipeline construction 天然氣買賣及燃氣管道建造
萍鄉市燃氣公司	中國, 中外合資合營企業	人民幣284,400,000元	-	-	天然氣買賣及燃氣管道建造
稷山中油燃氣有限公司	PRC, limited liability company	RMB11,480,000	-	70%	Trading of natural gas 天然氣買賣
稷山中油燃氣有限公司	中國, 有限責任公司	人民幣11,480,000元	-	-	天然氣買賣
萬榮中油燃氣有限公司	PRC, limited liability company	RMB35,920,000	-	70%	Trading of natural gas 天然氣買賣
萬榮中油燃氣有限公司	中國, 有限責任公司	人民幣35,920,000元	-	-	天然氣買賣

### 35 主要附屬公司及受控制結構實體之詳情 (續)

(a) 主要附屬公司詳情如下：(續)

# Notes to the Consolidated Financial Statements

## 綜合財務報表附註

(continued) (續)

### 35 PARTICULARS OF THE PRINCIPAL SUBSIDIARIES AND CONTROLLED STRUCTURED ENTITIES (Continued)

(a) Details of the principal subsidiaries are as follows:  
(Continued)

Name 名稱	Place of incorporation/ establishment and kind of legal entity 註冊成立/成立地點及法律實體類別	Nominal value of issued share capital/ registered capital 已發行股本/ 註冊資本的面值	Percentage of equity attributable to the Company		Principal activities 主要業務
			Directly 直接	Indirectly 間接	
芮城中油燃氣有限公司	PRC, limited liability company 中國·有限責任公司	RMB63,900,000 人民幣63,900,000元	-	70%	Trading of natural gas 天然氣買賣
芮城中燃氣有限公司 Baccalieu Energy Inc.	Canada 加拿大	CAD 141,040,000 141,040,000加元	-	100.0%	Exploitation and distribution of crude oil and natural gas 開採及分銷原油及天然氣

Notes:

- (i) The Group holds controlling interests in these subsidiaries through a 51.0% owned subsidiary, CCNG. Therefore the Group has control over these entities and they are considered as subsidiaries of the Company.
- (ii) The Group holds controlling interests in this subsidiary through CCNG and a wholly owned subsidiary, Hong Kong China Oil and Gas Group Limited ("HKCOGG"). Therefore the Group has control over this entity and it is considered as subsidiary of the Company since the Group owns more than half of the voting rights in this subsidiary and the decisions are made by simple majority.
- (iii) The above table lists the subsidiaries of the Company which, in the opinion of the directors, principally affected the results for the year or formed a substantial portion of the net assets of the Group. To give details of other subsidiaries would, in the opinion of the directors, result in particulars of excessive length.

### 35 主要附屬公司及受控制結構實體之詳情 (續)

(a) 主要附屬公司詳情如下：(續)

附註：

- (i) 集團透過擁有51.0%權益的附屬公司中油中泰持有該等附屬公司控股權益。因此，集團擁有該等實體的控制權，而該等實體被視為公司的附屬公司。
- (ii) 集團透過中油中泰及全資附屬公司香港中油燃氣集團有限公司(「香港中油燃氣」)持有該附屬公司控股權益。由於集團擁有該附屬公司過半數投票權，且以簡單大多數票作出決定，故集團對該實體擁有控制權，並視其為本、公司之附屬公司。
- (iii) 董事認為，上表所列公司附屬公司主要影響本年度業績或佔集團資產淨值重大部分。董事認為，提供其他附屬公司之詳情會導致篇幅冗長。

# Notes to the Consolidated Financial Statements

## 綜合財務報表附註

(continued) (續)

### 35 PARTICULARS OF THE PRINCIPAL SUBSIDIARIES AND CONTROLLED STRUCTURED ENTITIES (Continued)

(b) Set out below are the summarised consolidated financial information of CCNG and its subsidiaries that have non-controlling interests that are material to the Group. The information below is the amount before inter-company eliminations:

### 35 主要附屬公司及受控制結構實體之詳情 (續)

(b) 以下載列中油中泰及其附屬公司（擁有對集團而言屬重大之非控股權益）綜合財務資料概要。下述資料為公司間對銷前之金額：

		2023 二零二三年 HK\$'000 千港元	2022 二零二二年 HK\$'000 千港元
Total assets	總資產	12,964,814	13,018,048
Total liabilities	負債總額	(6,421,657)	(6,617,192)
Net assets	資產淨值	6,543,157	6,400,856
Revenue	營業額	11,853,014	11,818,623
Profit for the year	年內溢利	958,515	961,394
Other comprehensive loss	其他全面虧損	(458,787)	(654,480)
Total comprehensive income	全面收益總額	499,728	306,914
Dividend paid to non-controlling interests	支付股息予非控股權益	223,462	95,106

# Notes to the Consolidated Financial Statements

## 綜合財務報表附註

(continued) (續)

### 35 PARTICULARS OF THE PRINCIPAL SUBSIDIARIES AND CONTROLLED STRUCTURED ENTITIES (Continued)

(b) Set out below are the summarised consolidated financial information of CCNG and its subsidiaries that have non-controlling interests that are material to the Group. The information below is the amount before inter-company eliminations: (Continued)

### 35 主要附屬公司及受控制結構實體之詳情 (續)

(b) 以下載列中油中泰及其附屬公司(擁有對集團而言屬重大之非控股權益)綜合財務資料概要。下述資料為公司間對銷前之金額：(續)

		CCNG 中油中泰 2023 二零二三年 HK\$'000 千港元	CCNG 中油中泰 2022 二零二二年 HK\$'000 千港元
Net cash generated from operating activities	經營業務產生之現金淨額	546,316	989,751
Net cash generated (used in)/from investing activities	投資活動(所用)/產生現金淨額	(211,941)	580,024
Net cash used in from financing activities	融資活動所用之現金淨額	(883,183)	(938,457)
Net (decrease)/increase in cash and cash equivalents	現金及現金等價物(減少)/增加淨額	(548,808)	631,318
Cash and cash equivalents at 1 January	於一月一日之現金及現金等值項目	2,628,109	2,179,294
Effect of foreign exchange rate changes	匯率變動影響	(64,829)	(182,503)
Cash and cash equivalents at 31 December	於十二月三十一日之現金及現金等值項目	2,014,472	2,628,109

# Notes to the Consolidated Financial Statements

## 綜合財務報表附註

(continued) (續)

### 35 PARTICULARS OF THE PRINCIPAL SUBSIDIARIES AND CONTROLLED STRUCTURED ENTITIES (Continued)

(c) Details of the controlled structured entity are as follows:

The Company controls a structured entity which operates in Hong Kong, particulars of which are as follows:

Structured entities 結構實體	Principal activities 主要業務
Best Thinker Limited (“Trustee”)	Purchases, administers and holds the Company’s shares for the Restricted Share Award Scheme for the benefit of eligible employees of the Group
Best Thinker Limited (「受託人」)	為集團合資格僱員利益就限制性股份獎勵計劃購入、管理及持有公司股份

As the Trustee is set up solely for the purpose of purchasing, administering and holding the Company’s shares for the Restricted Share Award Scheme (Note 31(c)), the Company has the power to govern the financial and operating policies of the Trustee and it can derive benefits from the services of the employees who have been awarded the Restricted Shares through their continued employment with the Group. The assets and liabilities of the Trustee are included in the consolidated statement of financial position from its adoption and the Company’s shares held by the Trustee are presented as a deduction in equity as “shares held for share award scheme”.

### 35 主要附屬公司及受控制結構實體之詳情 (續)

(c) 受控制結構實體詳情如下：

公司控制一間在香港營運的結構實體，其詳情如下：

由於受託人乃專為就限制性股份獎勵計劃（附註31(c)）購入、管理及持有公司股份而設置，公司有權控制受託人的財政及營運政策，並可從獲授限制性股份的僱員予持續受僱於集團時所提供的服務獲得利益。受託人的資產及負債自信託獲採納時起均包括在綜合財務狀況表中，並將受託人持有的公司股份作為一個扣減項目在權益中呈報，列作「為股份獎勵計劃所持股份」。

### 36 APPROVAL OF CONSOLIDATED FINANCIAL STATEMENTS

The consolidated financial statements were approved and authorised for issue by the Board of Directors on 25 April 2024.

### 36 批准綜合財務報表

董事局於二零二四年四月二十五日批准及授權刊發綜合財務報表。



# Notes to the Consolidated Financial Statements

## 綜合財務報表附註

(continued) (續)

### 37 STATEMENT OF FINANCIAL POSITION OF THE COMPANY

### 37 公司財務狀況表

		Note	31 December 2023 二零二三年 十二月三十一日 HK\$'000 千港元	31 December 2022 二零二二年 十二月三十一日 HK\$'000 千港元
Non-current assets	非流動資產			
Intangible assets	無形資產		1,702	1,702
Interests in subsidiaries	於附屬公司權益		4,681,484	4,888,683
			<b>4,683,186</b>	4,890,385
Current assets	流動資產			
Other receivables	其他應收款項		25,255	15,042
Cash and cash equivalents	現金及現金等值項目		157,920	362,367
			<b>183,175</b>	377,409
Total assets	總資產		<b>4,866,361</b>	5,267,794
Current liabilities	流動負債			
Other payables	其他應付款項		572,159	27,092
Short-term borrowing	短期借貸		2,283,720	2,225,516
Senior notes	優先票據		—	668,345
			<b>2,855,879</b>	2,920,953
Non-current liabilities	非流動負債			
Senior notes	優先票據		3,090,171	3,086,557
Total liabilities	總負債		<b>5,946,050</b>	6,007,510
Equity	權益			
Equity attributable to owners of the Company	公司擁有人應佔權益			
Share capital	股本	31	56,368	56,368
Reserves	儲備	38	(1,136,057)	(796,084)
Total equity	權益總額		<b>(1,079,689)</b>	(739,716)

The statement of financial position of the Company was approved by the Board of Directors on 25 April 2024 and was signed on its behalf.

公司財務狀況表已於二零二四年四月二十五日獲董事局批准並由以下董事代為簽署。

**Xu Tie-liang**  
Director

**Guan Yijun**  
Director

**許鉄良**  
董事

**關懿君**  
董事

# Notes to the Consolidated Financial Statements

## 綜合財務報表附註

(continued) (續)

### 38 RESERVES OF THE COMPANY

### 38 公司儲備

		Share premium	Capital redemption reserve	Shares held for share award scheme	Share-based compensation reserve	Exchange fluctuation reserve	(Note) Contributed surplus	Accumulated losses	Total
		股份溢價	資本贖回儲備	為股份獎勵計劃所持股份	以股份為基礎的薪金儲備	匯兌波動儲備	實繳盈餘	累計虧損	總計
		HK\$'000	HK\$'000	HK\$'000	HK\$'000	HK\$'000	HK\$'000	HK\$'000	HK\$'000
		千港元	千港元	千港元	千港元	千港元	千港元	千港元	千港元
At 1 January 2022	於二零二二年一月一日	13,208	998	(377,947)	11,241	(18,475)	1,447,454	(1,445,028)	(368,549)
Share repurchase	股份回購	—	(54,300)	—	—	—	—	—	(54,300)
Loss for the year	年內虧損	—	—	—	—	—	—	(373,235)	(373,235)
At 31 December 2022	於二零二二年十二月三十一日	13,208	(53,302)	(377,947)	11,241	(18,475)	1,447,454	(1,818,263)	(796,084)
Share repurchase	股份回購	—	—	—	—	—	—	—	—
Loss for the year	年內虧損	—	—	—	—	—	—	(339,973)	(339,973)
At 31 December 2023	於二零二三年十二月三十一日	13,208	(53,302)	(377,947)	11,241	(18,475)	1,447,454	(2,158,236)	(1,136,057)

Note:

The contributed surplus of the Company represents the excess of the net assets value of the subsidiaries acquired pursuant to the Group's reorganisation in 1993 over the nominal value of the Company's shares issued in exchange thereof. Under the Companies Act of Bermuda 1981 (as amended), the contributed surplus of the Company is distributable to the shareholders in certain circumstances which the Company is able to satisfy.

附註：

公司之繳入盈餘指集團於一九九三年因重組而收購附屬公司之資產淨值超出公司就收購而發行股份之面值之金額。根據一九八一年百慕達公司法(修訂本)，公司之繳入盈餘在若干情況下可供分派予股東，惟目前公司能符合此等情況。

### 39 EVENTS AFTER THE REPORTING PERIOD

### 39 報告期後事項

The outstanding guarantees in the amount of RMB140 million provided by China Oil and Gas Investment Group Company Limited\* (中油燃氣投資集團有限公司), an indirect wholly-owned subsidiary of the Company, for the due performance of the repayment obligations of Shandong Shengli Co., Ltd. (山東勝利股份有限公司), a company limited by shares established in the PRC whose issued shares are listed and traded on the main board of the Shenzhen Stock Exchange ("Shandong Shengli") to its creditors were released upon full repayment of the loans by Shandong Shengli in January 2024. As at the date of this report, there was no outstanding guarantees provided to Shandong Shengli in favour of its relevant banking and financial institutions.

公司之間接全資附屬公司中油燃氣投資集團有限公司就勝利股份向其債權人妥善履行還款責任而提供的未償還擔保人民幣1.4億元已於勝利股份於二零二四年一月悉數償還貸款後解除。於本報告日期，概無向勝利股份提供以其相關銀行及金融機構為受益人的未償還擔保。



# Notes to the Consolidated Financial Statements

## 綜合財務報表附註

(continued) (續)

### 40 SUMMARY OF OTHER POTENTIALLY MATERIAL ACCOUNTING POLICIES

This note provides a list of other potentially material accounting policies adopted in the preparation of these consolidated financial statements. These policies have been consistently applied to all the years presented, unless otherwise stated. The financial statements are for the group consisting of China Oil and Gas Group Limited and its subsidiaries.

#### (a) Subsidiaries

##### (i) Consolidation

A subsidiary is an entity (including a structured entity) over which the Group has control. The Group controls an entity when the Group is exposed to, or has rights to, variable returns from its involvement with the entity and has the ability to affect those returns through its power over the entity. Subsidiaries are consolidated from the date on which control is transferred to the Group. They are deconsolidated from the date that control ceases.

#### (1) Business combinations

The Group applies the acquisition method to account for business combinations. The consideration transferred for the acquisition of a subsidiary is the fair values of the assets transferred, the liabilities incurred to the former owners of the acquiree and the equity interests issued by the Group. The consideration transferred includes the fair value of any asset or liability resulting from a contingent consideration arrangement. Identifiable assets acquired and liabilities and contingent liabilities assumed in a business combination are measured initially at their fair values at the acquisition date.

### 40 其他潛在重大會計政策概要

本附註載列於編製該等綜合財務報表時採納之其他潛在重大會計政策。除另有說明外，該等政策乃貫徹應用於所有年度。本財務報表乃為集團（由中油燃氣集團有限公司及其附屬公司組成）編製。

#### (a) 附屬公司

##### (i) 綜合賬目

附屬公司指集團對其具有控制權的實體（包括結構性實體）。當集團因參與該實體而對可變回報承擔風險或享有權利，並有能力透過其對該實體的權力影響此等回報時，集團即控制該實體。附屬公司在控制權轉移至集團之日起綜合入賬。附屬公司在控制權終止之日起停止綜合入賬。

#### (1) 業務合併

集團採用收購法將業務合併入賬。被收購方的前擁有人所轉讓資產、所產生的負債及集團發行的股本權益的公平值。所轉讓的代價包括或然代價安排所產生的任何資產或負債的公平值。在業務合併中所收購可識別的資產以及所承擔的負債及或有負債，首先以彼等於收購日期的公平值計量。

# Notes to the Consolidated Financial Statements

## 綜合財務報表附註

(continued) (續)

### 40 SUMMARY OF OTHER POTENTIALLY MATERIAL ACCOUNTING POLICIES (Continued)

#### (a) Subsidiaries (Continued)

##### (i) Consolidation (Continued)

#### (1) Business combinations (Continued)

The Group recognises any non-controlling interest in the acquiree on an acquisition-by-acquisition basis. Non-controlling interests in the acquiree that are present ownership interests and entitle their holders to a proportionate share of the entity's net assets in the event of liquidation are measured at either fair value or the present ownership interests' proportionate share in the recognised amounts of the acquiree's identifiable net assets. All other components of non-controlling interests are measured at their acquisition date fair value, unless another measurement basis is required by HKFRS.

Acquisition-related costs are expensed as incurred.

If the business combination is achieved in stages, the acquisition date carrying value of the acquirer's previously held equity interest in the acquiree is re-measured to fair value at the acquisition date; any gains or losses arising from such re-measurement are recognised in profit or loss.

### 40 其他潛在重大會計政策概要 (續)

#### (a) 附屬公司 (續)

##### (i) 綜合賬目 (續)

#### (1) 業務合併 (續)

集團按逐項收購基準，確認在被收購方的任何非控股權益，而被收購方的非控股權益若屬現時的擁有權權益且賦予持有人在清盤時按比例應佔實體的淨資產，則可按公平值或按現時擁有權權益應佔被收購方可識別淨資產的確認金額比例而計量。非控股權益的所有其他組成部分按收購日期的公平值計量，除非香港財務報告準則規定必須以其他計量基準計算。

收購的相關成本於產生時支銷。

倘業務合併分階段進行，收購方先前持有的被收購方股本權益於收購當日的賬面值重新計量為於收購當日的公平值；因相關重新計量而產生的任何盈虧於損益內確認。



# Notes to the Consolidated Financial Statements

## 綜合財務報表附註

(continued) (續)

### 40 SUMMARY OF OTHER POTENTIALLY MATERIAL ACCOUNTING POLICIES (Continued)

#### (a) Subsidiaries (Continued)

##### (i) Consolidation (Continued)

#### (1) Business combinations (Continued)

The excess of the consideration transferred, the amount of any non-controlling interest in the acquiree and the acquisition-date fair value of any previous equity interest in the acquiree over the fair value of the identifiable net assets acquired is recorded as goodwill. If the total of consideration transferred, non-controlling interest recognised and previously held interest measured is less than the fair value of the net assets of the subsidiary acquired in the case of a bargain purchase, the difference is recognised directly in the profit or loss.

Intra-group transactions, balances and unrealised gains on transactions between group companies are eliminated. Unrealised losses are also eliminated. When necessary, amounts reported by subsidiaries have been adjusted to conform with the Group's accounting policies.

### 40 其他潛在重大會計政策概要 (續)

#### (a) 附屬公司 (續)

##### (i) 綜合賬目 (續)

#### (1) 業務合併(續)

所轉讓代價、於被收購方的任何非控股權益金額及任何先前於被收購方的權益於收購日期的公平值高於所收購可辨認資產淨值的公平值時，其差額以商譽列賬。就議價購買而言，如轉讓代價、已確認非控股權益及先前持有的權益總額低於所收購附屬公司資產淨值的公平值，其差額將直接在損益內確認。

集團內公司之間的交易、結餘及交易的未變現收益予以對銷。未變現虧損亦予以對銷。如有必要，附屬公司報告的金額已按需要作出調整，以確保與集團採用的會計政策一致。

# Notes to the Consolidated Financial Statements

## 綜合財務報表附註

(continued) (續)

### 40 SUMMARY OF OTHER POTENTIALLY MATERIAL ACCOUNTING POLICIES (Continued)

#### (a) Subsidiaries (Continued)

##### (i) Consolidation (Continued)

#### (2) Changes in ownership interests in subsidiaries without change of control

Transactions with non-controlling interests that do not result in a loss of control are accounted for as equity transactions — that is, as transactions with the owners of the subsidiary in their capacity as owners. The difference between fair value of any consideration paid and the relevant share acquired of the carrying amount of net assets of the subsidiary is recorded in equity. Gains or losses on disposals to non-controlling interests are also recorded in equity.

#### (3) Disposal of subsidiaries

When the Group ceases to have control, any retained interest in the entity is re-measured to its fair value at the date when control is lost, with the change in carrying amount recognised in profit or loss. The fair value is the initial carrying amount for the purposes of subsequently accounting for the retained interest as an associate, a joint venture or a financial asset. In addition, any amounts previously recognised in other comprehensive income in respect of that entity are accounted for as if the Group had directly disposed of the related assets or liabilities. This may mean that amounts previously recognised in other comprehensive income are reclassified to profit or loss.

### 40 其他潛在重大會計政策概要 (續)

#### (a) 附屬公司 (續)

##### (i) 綜合賬目 (續)

#### (2) 不會導致失去控制權之附屬公司所有權權益變動

不會導致失去控制權之非控股權益交易入賬列作權益交易 — 即以彼等為附屬公司擁有人之身份與擁有人進行交易。任何已付代價公平值與所收購相關應佔附屬公司資產淨值賬面值之差額列作權益。向非控股權益出售所得盈虧亦列作權益。

#### (3) 出售附屬公司

若集團不再擁有控制權，其於該實體之任何保留權益按其於失去控制權當日之公平值重新計算，而賬面值變動則於損益中確認。其後此保留權益將入賬列作聯營公司、合營企業或金融資產，並以公平值為初始之賬面值。此外，過往於其他全面收益內確認與該實體有關之任何金額按猶如集團已直接出售有關資產或負債之方式入賬。即先前在其他全面收益內確認之金額重新分類至損益。



# Notes to the Consolidated Financial Statements

## 綜合財務報表附註

(continued) (續)

### 40 SUMMARY OF OTHER POTENTIALLY MATERIAL ACCOUNTING POLICIES (Continued)

#### (a) Subsidiaries (Continued)

##### (ii) Separate financial statements

Investments in subsidiaries are accounted for at cost less impairment. Cost also includes direct attributable costs of investment. The results of subsidiaries are accounted for by the Company on the basis of dividend received and receivable.

Impairment testing of the investments in subsidiaries is required upon receiving dividends from these investments if the dividend exceeds the total comprehensive income of the subsidiary in the period the dividend is declared or if the carrying amount of the investment in the separate financial statements exceeds the carrying amount in the consolidated financial statements of the investee's net assets including goodwill.

#### (b) Associates

Associates are all entities over which the Group has significant influence but not control, generally accompanying a shareholding of between 20% and 50% of the voting rights. Investments in associates are accounted for using the equity method of accounting. Under the equity method, the investment is initially recognised at cost. The Group's investment in associates includes goodwill identified on acquisition. Upon the acquisition of the ownership interest in an associate, any difference between the cost of the associate and the Group's share of the net fair value of the associate's identifiable assets and liabilities is accounted for as goodwill.

If the ownership interest in an associate is reduced but significant influence is retained, only a proportionate share of the amounts previously recognised in other comprehensive income is reclassified to profit or loss where appropriate.

### 40 其他潛在重大會計政策概要 (續)

#### (a) 附屬公司 (續)

##### (ii) 獨立財務報表

於附屬公司投資按成本值扣除減值入賬。成本亦包括直接應佔投資成本。公司已收及應收股息基準入賬附屬公司之業績。

倘於附屬公司投資所收取之股息超過附屬公司於股息宣派期間之全面收益總額或於獨立財務報表中有關投資之賬面值超過投資對象之淨資產(包括商譽)於綜合財務報表中之賬面值，則於收取該等投資之股息時，須對附屬公司之投資進行減值測試。

#### (b) 聯營公司

聯營公司指集團對其有重大影響力但並無控制權之所有實體，通常同時持有其20%至50%有表決權股份。於聯營公司投資以權益法核算。投資以權益法初步按成本確認。集團於聯營公司投資包括收購時確定之商譽。收購於一間聯營公司的擁有權權益後，聯營公司成本與集團分佔聯營公司的可識別資產及負債之公平淨值之間的差額入賬列作商譽。

倘於聯營公司所有權權益減少但重大影響力獲保留，則先前於其他全面收益已確認之金額中僅有一定份額重新分類至損益(如適用)。



# Notes to the Consolidated Financial Statements

## 綜合財務報表附註

(continued) (續)

### 40 SUMMARY OF OTHER POTENTIALLY MATERIAL ACCOUNTING POLICIES (Continued)

#### (b) Associates (Continued)

The Group's share of post-acquisition profit or loss is recognised in the profit or loss, and its share of post-acquisition movements in other comprehensive income is recognised in other comprehensive income with a corresponding adjustment to the carrying amount of the investment. When the Group's share of losses in an associate equal or exceeds its interest in the associate, including any other unsecured receivables, the Group does not recognise further losses, unless it has incurred legal or constructive obligations or made payments on behalf of the associate.

The Group determines at each reporting date whether there is any objective evidence that the investment in the associate is impaired. If this is the case, the Group calculates the amount of impairment as the difference between the recoverable amount of the associate and its carrying value and recognises the amount adjacent to share of profit of investments accounted for using equity method in the profit or loss.

Profits and losses resulting from upstream and downstream transactions between the Group and its associate are recognised in the Group's financial statements only to the extent of unrelated investor's interests in the associates. Unrealised losses are eliminated unless the transaction provides evidence of an impairment of the asset transferred. Accounting policies of associates have been changed where necessary to ensure consistency with the policies adopted by the Group.

Gain or losses on dilution of equity interest in associates are recognised in the profit or loss.

### 40 其他潛在重大會計政策概要 (續)

#### (b) 聯營公司 (續)

集團應佔收購後溢利或虧損之份額於損益中確認，其應佔收購後其他全面收益變動則於其他全面收益中確認，並對投資賬面值作出相應調整。當集團應佔一間聯營公司虧損等於或超過其於該聯營公司所擁有權益（包括任何其他無抵押應收款項）時，集團不再進一步確認虧損，除非其招致法定或推定義務或代表該聯營公司付款。

集團於各報告日期確定是否有任何客觀證據顯示於聯營公司投資出現減值。倘若確實如此，集團根據聯營公司可收回金額與其賬面值差額計算減值金額並於損益中將有關金額確認為分佔以權益法入賬之投資溢利。

集團與其聯營公司之間上下游交易產生之溢利及虧損僅以非相關投資者於聯營公司之權益為限於集團財務報表內確認。未變現虧損予以抵銷，表明所轉讓資產已發生減值之交易除外。聯營公司會計政策已按需要變更，以確保與集團所採納政策貫徹一致。

有關聯營公司股權攤薄的盈虧於損益確認。





# Notes to the Consolidated Financial Statements

## 綜合財務報表附註

(continued) (續)

### 40 SUMMARY OF OTHER POTENTIALLY MATERIAL ACCOUNTING POLICIES (Continued)

#### (c) Joint arrangement

The Group has applied HKFRS 11 to all joint arrangements. Under HKFRS 11, investments in joint arrangements are classified as either joint operations or joint ventures depending on the contractual rights and obligations of each investor. The Group has assessed the nature of its joint arrangement and determined it to be joint venture. Joint venture is accounted for using the equity method.

Under the equity method of accounting, interests in joint ventures are initially recognised at cost and adjusted thereafter to recognise the Group's share of the post-acquisition profits or losses and movements in other comprehensive income. The Group's investment in joint venture include goodwill identified on acquisition. Upon the acquisition of the ownership interest in a joint venture, any difference between the cost of the joint venture and the Group's share of the net fair value of the joint venture's identifiable assets and liabilities is accounted for as goodwill. When the Group's share of losses in joint venture equals or exceeds its interest in the joint venture (which includes any long-term interests that, in substance, form part of the Group's net investment in the joint ventures), the Group does not recognise further losses, unless it has incurred obligations or made payments on behalf of the joint ventures.

### 40 其他潛在重大會計政策概要 (續)

#### (c) 共同安排

集團已就所有共同安排應用香港財務報告準則第11號。根據香港財務報告準則第11號，於共同安排之投資視乎各投資者之合約權利及責任而分類為合營業務或合營企業。集團已評估其共同安排之性質，並將其共同安排界定為合營企業。合營企業採用權益法入賬。

根據權益會計法，於合營企業的權益乃按成本初步確認，其後予以調整以確認集團應佔收購後的損益及於其他全面收益的變動。集團於合營企業的投資包括收購識別的商譽。收購於一間合營企業的擁有權權益後，合營企業成本與集團分佔合營企業的可識別資產及負債之公平淨值之間的任何差額入賬列作商譽。當集團分佔合營企業虧損等於或超過其佔合營企業之權益時（包括任何長期權益，而該長期權益實質上構成集團於該合營企業的投資淨額之一部分），集團不再確認進一步虧損，除非集團代合營企業承擔負債或支付款項。

# Notes to the Consolidated Financial Statements

## 綜合財務報表附註

(continued) (續)

### 40 SUMMARY OF OTHER POTENTIALLY MATERIAL ACCOUNTING POLICIES (Continued)

#### (c) Joint arrangement (Continued)

Unrealised gains on transactions between the Group and its joint venture are eliminated to the extent of the Group's interest in the joint venture. Unrealised losses are also eliminated unless the transaction provides evidence of an impairment of the asset transferred. Accounting policies of the joint venture have been changed where necessary to ensure consistency with the policies adopted by the Group.

The Group determines at each reporting date whether there is any objective evidence that the interest in the joint venture is impaired. If this is the case, the Group calculates the amount of impairment as the difference between the recoverable amount of the joint venture and its carrying value and recognises the amount adjacent to share of profit of investment accounted for using equity method in the profit or loss.

#### (d) Segment reporting

Operating segments are reported in a manner consistent with the internal reporting provided to the chief operating decision-maker. The chief operating decision-maker, who is responsible for allocating resources and assessing performance of the operating segments, has been identified as the executive directors that makes strategic decisions.

### 40 其他潛在重大會計政策概要 (續)

#### (c) 共同安排 (續)

集團與其合營企業交易的未變現收益與集團於合營企業的權益對銷。未變現虧損亦予以對銷，除非交易時有證據表明所轉讓資產出現減值。合營企業會計政策於需要時作出改變，以確保與集團所採納政策貫徹一致。

集團於各報告日期確定是否有任何客觀證據顯示於合營企業的權益出現減值。倘確實如此，則集團以該合營企業可收回金額及其賬面值之差額計算減值金額，並將金額確認於損益上列於分佔以權益法入賬的投資溢利。

#### (d) 分部報告

經營分部的報告方式與提供予主要經營決策制定者之內部報告所使用報告方式一致。負責分配資源及評估經營分部業績的主要經營決策制定者，被認定為制定戰略決策的執行董事。



# Notes to the Consolidated Financial Statements

## 綜合財務報表附註

(continued) (續)

### 40 SUMMARY OF OTHER POTENTIALLY MATERIAL ACCOUNTING POLICIES (Continued)

#### (e) Foreign currency translation

##### (i) Functional and presentation currency

Items included in the financial statements of each of the Group's entities using the currency of the primary economic environment in which the entity operates ("the functional currency"). The consolidated financial statements are presented in HK\$, which is the Company's functional and the Group's presentation currency.

##### (ii) Transactions and balances

Foreign currency transactions are translated into the functional currency using the exchange rates prevailing at the dates of the transactions or valuation where items are re-measured. Foreign exchange gains and losses resulting from the settlement of such transactions and from the translation at year-end exchange rates of monetary assets and liabilities denominated in foreign currencies are recognised in the consolidated profit or loss within "administrative expenses".

Non-monetary items that are measured at fair value in a foreign currency are translated using the exchange rates at the date when the fair value was determined. Transaction differences on assets and liabilities carried at fair value are reported as part of the fair value gain or loss. For example, translation differences on non-monetary assets and liabilities such as equity held at fair value through profit or loss are recognised in profit or loss as part of the fair value gain or loss and translation differences on non-monetary assets such as equity classified as fair value through other comprehensive income are recognised in other comprehensive income.

### 40 其他潛在重大會計政策概要 (續)

#### (e) 外幣換算

##### (i) 功能及呈報貨幣

集團各實體之財務報表所包括項目，乃按該實體經營所在之主要經濟環境之貨幣（「功能貨幣」）計量。綜合財務報表以公司之功能及集團之呈報貨幣港元呈列。

##### (ii) 交易及結餘

外幣交易均按交易或項目重新計量日期當時之匯率換算為功能貨幣。因該等交易結算及按年結日之匯率換算以外幣計值之貨幣資產及負債而產生之外幣匯兌損益，均於綜合損益的「行政開支」內確認。

外幣中按公平值計量之非貨幣項目使用公平值釐定當日之匯率換算。按公平值列賬之資產及負債之交易差額呈報為公平值收益或虧損之一部分。舉例而言，非貨幣資產及負債（如按公平值經損益入賬之權益）之換算差額於損益確認為公平值收益或虧損之一部分，而非貨幣資產（如分類為按公平值計入其他全面收益之權益）則於其他全面收益確認。

# Notes to the Consolidated Financial Statements

## 綜合財務報表附註

(continued) (續)

### 40 SUMMARY OF OTHER POTENTIALLY MATERIAL ACCOUNTING POLICIES (Continued)

#### (e) Foreign currency translation (Continued)

##### (iii) Group companies

The results and financial position of all the foreign operations (none of which has the currency of a hyperinflationary economy) that have a functional currency different from the presentation currency are translated into the presentation currency as follows:

- assets and liabilities for each statement of financial position presented are translated at the closing rate at the date of that statement of financial position;
- income and expenses for each profit or loss are translated at average exchange rates (unless this average is not a reasonable approximation of the cumulative effect of the rates prevailing on the transaction dates, in which case income and expenses are translated at the dates of the transactions); and
- all resulting exchange differences are recognised in other comprehensive income and accumulated separately in equity in the exchange fluctuation reserve.

Goodwill and fair value adjustments arising on the acquisition of a foreign entity are treated as assets and liabilities of the foreign entity and translated at the year end closing rate. Currency translation differences arising are recognised in other comprehensive income.

### 40 其他潛在重大會計政策概要 (續)

#### (e) 外幣換算 (續)

##### (iii) 集團公司

所有海外業務(全部均非採用高通脹經濟體系之貨幣)如持有與呈報貨幣不一致之功能貨幣,其業績及財務狀況均按以下方法換算為呈報貨幣:

- 各財務狀況表呈列之資產及負債均按照該財務狀況表日期之收市匯率換算;
- 各損益之收入及開支按照平均匯率換算(除非平均匯率並非交易日期現行匯率的累計影響的合理約數,在此情況下,收支項目按交易日期的匯率換算);及
- 所有產生之匯兌差額均於其他全面收益確認並單獨於權益中的匯兌波動儲備內累計。

因收購海外實體而產生之商譽及公平值調整,均視作為該海外實體之資產及負債處理,並於年末結算日的匯率折算。所產生的匯兌差額在其他全面收益中確認。



# Notes to the Consolidated Financial Statements

## 綜合財務報表附註

(continued) (續)

### 40 SUMMARY OF OTHER POTENTIALLY MATERIAL ACCOUNTING POLICIES (Continued)

#### (e) Foreign currency translation (Continued)

##### (iv) Disposal of foreign operation

On the disposal of a foreign operation (that is, a disposal of the Group's entire interest in a foreign operation, or a disposal involving loss of control over a subsidiary that includes a foreign operation, a disposal involving loss of joint control over a joint venture that includes a foreign operation, or a disposal involving loss of significant influence over an associate that includes a foreign operation), all of the currency translation differences accumulated in equity in respect of that operation attributable to the owners of the Company are reclassified to profit or loss.

#### (f) Impairment of non-financial assets

Assets that have an indefinite useful life — for example, goodwill or intangible assets not ready to use — are not subject to amortisation and are tested annually for impairment. Assets that are subject to amortisation are reviewed for impairment whenever events or changes in circumstances indicate that the carrying amount may not be recoverable. An impairment loss is recognised for the amount by which the asset's carrying amount exceeds its recoverable amount. The recoverable amount is the higher of an asset's fair value less costs to sell and value in use. For the purposes of assessing impairment, assets are grouped at the lowest levels for which there are separately identifiable cash flows (cash-generating units). Non-financial assets other than goodwill that suffered an impairment are reviewed for possible reversal of the impairment at each reporting date.

### 40 其他潛在重大會計政策概要 (續)

#### (e) 外幣換算 (續)

##### (iv) 出售海外業務

於出售海外業務(即出售集團於一項海外業務之全部權益,或涉及失去包含海外業務之附屬公司控制權之出售,或涉及失去包含海外業務之合營公司共同控制權之出售,或涉及失去對包含海外業務之聯營公司重大影響力之出售)時,公司擁有人應佔就有關業務於權益累計之所有匯兌差額重新分類至損益。

#### (f) 非金融資產之減值

無限定使用年限之資產(例如商譽或未供使用之無形資產)毋需攤銷,惟須每年進行減值測試。需攤銷之資產則當有事件出現或情況變動顯示賬面值可能無法收回時,將檢討須攤銷資產是否減值。減值虧損按資產之賬面值超出其可收回金額之差額確認。可收回金額為資產公平值減出售成本及使用價值之最高者。於評估減值時,資產計入可分開識辨現金流量(現金產生單位)的最低層次組別。商譽以外出現減值之非金融資產會於各報告日期獲檢討減值撥回的可能性。

# Notes to the Consolidated Financial Statements

## 綜合財務報表附註

(continued) (續)

### 40 SUMMARY OF OTHER POTENTIALLY MATERIAL ACCOUNTING POLICIES (Continued)

#### (g) Investments and other financial assets

##### (i) Classification

The Group classifies its financial assets in the following measurement categories:

- those to be measured subsequently at fair value (either through other comprehensive income or through profit or loss), and
- those to be measured at amortised cost.

The classification depends on the Group's business model for managing the financial assets and the contractual terms of the cash flows.

For assets measured at fair value, gains and losses will either be recorded in profit or loss or other comprehensive income. For investments in equity investments that are not held for trading, this will depend on whether the Group has made an irrevocable election at the time of initial recognition to account for the equity investment at fair value through other comprehensive income ("FVOCI").

The Group reclassifies debt investments when and only when its business model for managing those assets changes.

### 40 其他潛在重大會計政策概要 (續)

#### (g) 投資及其他金融資產

##### (i) 分類

集團按以下計量類別對其金融資產進行分類：

- 後續以公平值計量（且其變動計入其他全面收益或損益）的金融資產；及
- 以攤銷成本計量的金融資產。

該分類取決於集團管理金融資產的業務模式以及現金流量合約條款。

對於以公平值計量的金融資產，其收益及損失計入損益或其他全面收益。對於非持作交易股本投資之投資，其收益及損失將取決於集團在初始確認時是否作出不可撤銷的選擇而將其以按公平值計入其他全面收益（「按公平值計入其他全面收益」）之股本投資入賬。

集團於且僅於管理該等資產之業務模式改變時方重新分類債務投資。



# Notes to the Consolidated Financial Statements

## 綜合財務報表附註

(continued) (續)

### 40 SUMMARY OF OTHER POTENTIALLY MATERIAL ACCOUNTING POLICIES (Continued)

#### (g) Investments and other financial assets (Continued)

##### (ii) Recognition and derecognition

Regular way purchases and sales of financial assets are recognised on trade-date, the date on which the Group commits to purchase or sell the asset. Financial assets are derecognised when the rights to receive cash flows from the financial assets have expired or have been transferred and the Group has transferred substantially all the risks and rewards of ownership.

##### (iii) Measurement

At initial recognition, the Group measures a financial asset at its fair value plus, in the case of a financial asset not at fair value through profit or loss ("FVPL"), transaction costs that are directly attributable to the acquisition of the financial asset. Transaction costs of financial assets carried at FVPL are expensed in profit or loss.

Financial assets with embedded derivatives are considered in their entirety when determining whether their cash flows are solely payment of principal and interest.

### 40 其他潛在重大會計政策概要 (續)

#### (g) 投資及其他金融資產 (續)

##### (ii) 確認及終止確認

常規途徑買賣之金融資產於交易日期確認，交易日期為集團須購買或出售資產之日期。金融資產於收取金融資產現金流之權利屆滿或已轉讓，且集團已將擁有權之所有風險及回報大致轉讓時終止確認。

##### (iii) 計量

對於不被分類為按公平值經損益入賬（「按公平值經損益入賬」）之金融資產，集團按其公平值加上可直接歸屬於購入該項金融資產的交易成本進行初始確認。按公平值經損益入賬之金融資產的交易成本於損益支出。

對於包含嵌入式衍生工具的金融資產，於釐定其現金流量是否僅為支付本金和利息時，從金融資產之整體進行考慮。

# Notes to the Consolidated Financial Statements

## 綜合財務報表附註

(continued) (續)

### 40 SUMMARY OF OTHER POTENTIALLY MATERIAL ACCOUNTING POLICIES (Continued)

#### (g) Investments and other financial assets (Continued)

##### (iii) Measurement (Continued)

##### Debt instruments

Subsequent measurement of debt instruments depends on the Group's business model for managing the asset and the cash flow characteristics of the asset. There are two measurement categories into which the Group classifies its debt instruments:

- Amortised cost: Assets that are held for collection of contractual cash flows where those cash flows represent solely payments of principal and interest are measured at amortised cost. Interest income from these financial assets is included in finance income using the effective interest rate method. Any gain or loss arising on derecognition is recognised directly in profit or loss and presented in "other (losses)/gains, net" together with foreign exchange gains and losses. Impairment losses are presented as separate line item in profit or loss.
- FVOCI: Assets that are held for collection of contractual cash flows and for selling the financial assets, where the assets' cash flows represent solely payments of principal and interest, are measured at FVOCI. Movements in the carrying amount are taken through OCI, except for the recognition of impairment gains or losses, interest income and foreign exchange gains and losses which are recognised in profit or loss. When the financial asset is derecognised, the cumulative gain or loss previously recognised in OCI is reclassified from equity to profit or loss and recognised in "other (losses)/gains, net". Interest income from these financial assets is included in finance income using the effective interest rate method. Foreign exchange gains and losses are presented in "other (losses)/gains, net" and impairment expenses are presented as separate line item in profit or loss.

### 40 其他潛在重大會計政策概要 (續)

#### (g) 投資及其他金融資產 (續)

##### (iii) 計量 (續)

##### 債務工具

債務工具之後續計量取決於集團管理資產之業務模式及該項資產之現金流量特徵。集團將其債務工具分類為兩種計量類別：

- 攤銷成本：為收取合約現金流量而持有且現金流量僅為支付本金及利息之資產按攤銷成本計量。該等金融資產之利息收入按實際利率法計入財務收入。終止確認產生的任何收益或虧損直接於損益確認，並於「其他（虧損）／收益淨額」中與外匯收益及虧損一併列示。減值虧損於損益中作為獨立項目列示。
- 按公平值計入其他全面收益：持作收取合約現金流量及出售金融資產之資產，倘該等資產現金流量僅指支付本金及利息，則按公平值計入其他全面收益計量。賬面值變動計入其他全面收益，惟於損益中確認之減值收益或虧損、利息收入及外匯收益及虧損之確認除外。金融資產終止確認時，先前於其他全面收益確認之累計收益或虧損由權益重新分類至損益並於「其他（虧損）／收益淨額」中確認。該等金融資產之利息收入按實際利率法計入財務收入。外匯收益及虧損呈列於「其他（虧損）／收益淨額」中，而減值開支則於損益中作為獨立項目列示。





# Notes to the Consolidated Financial Statements

## 綜合財務報表附註

(continued) (續)

### 40 SUMMARY OF OTHER POTENTIALLY MATERIAL ACCOUNTING POLICIES (Continued)

#### (g) Investments and other financial assets (Continued)

##### (iii) Measurement (Continued)

###### Equity investments

The Group subsequently measures all equity investments at fair value. Where the Group's management has elected to present fair value gains and losses on equity investments in OCI, there is no subsequent reclassification of fair value gains and losses to profit or loss following the derecognition of the investment. Dividends from such investments continue to be recognised in profit or loss as other income when the Group's right to receive payments is established.

Impairment losses (and reversal of impairment losses) on equity investments measured at FVOCI are not reported separately from other changes in fair value.

##### (iv) Impairment

The Group assesses on a forward-looking basis the expected credit losses associated with its debt instruments carried at amortised cost and FVOCI. The impairment methodology applied depends on whether there has been a significant increase in credit risk.

For trade receivables, the Group applies the simplified approach permitted by HKFRS 9, which requires expected lifetime losses to be recognised from initial recognition of the receivables, see Note 4.2(b) for further details.

### 40 其他潛在重大會計政策概要 (續)

#### (g) 投資及其他金融資產 (續)

##### (iii) 計量 (續)

###### 股本投資

集團所有股本投資隨後按公平值計量。倘集團管理層已選擇將股本投資之公平值收益及虧損於其他全面收益呈列，則終止確認投資後，概無後續重新分類公平值收益及虧損至損益。集團收取付款之權利確立時，有關投資之股息繼續於損益中確認為其他收入。

對於按公平值計入其他全面收益計量的股本投資，其減值虧損（及減值虧損撥回）不會與其他公平值變動分開呈報。

##### (iv) 減值

集團按前瞻性基準評估按攤銷成本及按公平值計入其他全面收益列賬之債務工具相關之預期信貸虧損。所採用減值方法視乎信貸風險是否大幅增加而定。

就貿易應收款項而言，集團應用香港財務報告準則第9號允許之簡化法，其要求於應收款項初始確認時確認預期全期虧損，詳情見附註4.2(b)。

# Notes to the Consolidated Financial Statements

## 綜合財務報表附註

(continued) (續)

### 40 SUMMARY OF OTHER POTENTIALLY MATERIAL ACCOUNTING POLICIES (Continued)

#### (h) Inventories

Inventories are stated at the lower of cost and net realisable value. Cost is determined using the first-in, first-out method. The cost of finished goods and work in progress comprises raw materials, direct labour and other direct costs. It excludes borrowing costs. Net realisable value is the estimated selling price in the ordinary course of business, less all costs to completion and all direct.

#### (i) Trade and other receivables

Trade receivables are amounts due from customers for sales and distribution of oil and natural gas and other related products or gas pipeline construction and connection services performed in the ordinary course of business. If collection of trade and other receivables is expected in one year or less (or in the normal operating cycle of the business if longer), they are classified as current assets. If not, they are presented as non-current assets.

Trade and other receivables are recognised initially at the amount of consideration that is unconditional unless they contain significant financing components, when they are recognised at fair value. The Group holds the trade and other receivables with the objective to collect the contractual cash flows and therefore measures them subsequently at amortised cost using the effective interest method.

#### (j) Cash and cash equivalents

In the consolidated statement of cash flows, cash and cash equivalents include cash in hand, deposits held at call with banks, other short-term highly liquid investments with original maturities of three months or less that are readily convertible to known amounts of cash and which are subject to insignificant risk of changes in value.

### 40 其他潛在重大會計政策概要 (續)

#### (h) 存貨

存貨按成本或可變現淨值兩者之較低者入賬。成本按先入先出法釐定。製成品及在建工程成本包括原料、直接人工及其他直接成本，以及不包括借貸成本。可變現淨值為日常業務過程中的估計售價減完成的所有開支及出售所需的所有直接開支。

#### (i) 貿易及其他應收款項

貿易應收款項為對客戶銷售及輸送石油及天然氣及其他相關產品之款項或於正常業務過程中提供燃氣管道建造及接駁服務之款項。倘貿易及其他應收款項預計於一年或以內（或若更長則在業務正常經營週期內）收回，則歸類為流動資產。否則，於非流動資產中呈列。

貿易及其他應收款項初步按無條件代價金額確認，但當其包含重大融資成分時，按公平值進行確認。集團持有貿易及其他應收款項的目的是收取合約現金流量，因此後續使用實際利率法按攤銷成本計量應收賬款。

#### (j) 現金及現金等值項目

於綜合現金流量表中，現金及現金等值項目包括手頭現金、非定期銀行存款、其他原到期日為三個月或更短可隨時轉換為已知金額現金且毋須承受重大價值變動的短期高流動性投資。



# Notes to the Consolidated Financial Statements

## 綜合財務報表附註

(continued) (續)

### 40 SUMMARY OF OTHER POTENTIALLY MATERIAL ACCOUNTING POLICIES (Continued)

#### (k) Trade payables

Trade payables are obligations to pay for goods or services that have been acquired in the ordinary course of business from suppliers. Trade payables are classified as current liabilities if payment is due within one year or less (or in the normal operating cycle of the business if longer). If not, they are presented as non-current liabilities.

Trade payables are recognised initially at fair value and subsequently measured at amortised cost using the effective interest method.

#### (l) Borrowings

Borrowings are recognised initially at fair value, net of transaction costs incurred. Borrowings are subsequently carried at amortised cost; any difference between the proceeds (net of transaction costs) and the redemption value is recognised in the consolidated profit or loss over the period of the borrowings using the effective interest method.

Fees paid on the establishment of loan facilities are recognised as transaction costs of the loan to the extent that it is probable that some or all of the facility will be drawn down. In this case, the fee is deferred until the draw-down occurs. To the extent there is no evidence that it is probable that some or all of the facility will be drawn down, the fee is capitalised as a pre-payment for liquidity services and amortised over the period of the facility to which it relates.

Borrowings are classified as current liabilities unless the Group has an unconditional right to defer settlement of the liability for at least 12 months after the end of the reporting period.

### 40 其他潛在重大會計政策概要 (續)

#### (k) 貿易應付款項

貿易應付款項為在日常經營活動中從供應商購買商品或服務而應支付款項之責任。如貿易應付款項之支付日期在一年或以內（或若更長則在業務正常經營週期內），貿易應付款項被分類為流動負債；否則呈列為非流動負債。

貿易應付款項初始以公平值確認，其後利用實際利率法按攤銷成本計量。

#### (l) 借款

借貸初始以公平值確認（扣除所產生的交易成本）。借貸其後以攤銷成本列賬；所得款項（扣除交易成本）及贖回價值之任何差額，以實際利率法於借貸期間在綜合損益內予以確認。

在借貸將很有可能部分或全部提取的情況下，就設立借貸融資支付的費用乃確認為貸款交易成本。在此情況下，該費用將遞延至提取借貸發生時。在並無跡象顯示該借貸將很有可能部分或全部提取的情況下，該費用撥充資本作為流動資金服務的預付款項，並於其相關融資期間內予以攤銷。

借貸分類為流動負債，惟集團具有無條件權利可將償還負債的日期遞延至各報告期末後至少十二個月者除外。

# Notes to the Consolidated Financial Statements

## 綜合財務報表附註

(continued) (續)

### 40 SUMMARY OF OTHER POTENTIALLY MATERIAL ACCOUNTING POLICIES (Continued)

#### (m) Borrowing costs

General and specific borrowing costs directly attributable to the acquisition, construction or production of qualifying assets, which are assets that necessarily take a substantial period of time to get ready for their intended use or sale, are added to the cost of those assets, until such time as the assets are substantially ready for their intended use or sale.

Investment income earned on the temporary investment of specific borrowings pending their expenditure on qualifying assets is deducted from the borrowing costs eligible for capitalisation.

All other borrowing costs are recognised in consolidated profit or loss in the period in which they are incurred.

#### (n) Share capital

Ordinary shares are classified as equity. Incremental costs directly attributable to the issue of new shares or options are shown in equity as a deduction, net of tax, from the proceeds.

#### (o) Interest income

Interest income on financial assets at amortised cost calculated using the effective interest method is recognised in the statement of profit or loss as part of finance income.

Interest income is calculated by applying the effective interest rate to the gross carrying amount of a financial asset except for financial assets that subsequently become credit-impaired. For credit-impaired financial assets the effective interest rate is applied to the net carrying amount of the financial asset (after deduction of the loss allowance).

### 40 其他潛在重大會計政策概要 (續)

#### (m) 借貸成本

收購、建造或生產合資格資產（即需要長時間才可以達到擬定用途或出售狀態之資產）直接應佔之一般及特定借貸成本計入該等資產的成本，直至資產大致可達到擬定用途或出售狀態時為止。

等待作為合資格資產開支之特別借貸之暫時投資所賺取之投資收入在符合資格可資本化之借貸成本中扣除。

所有其他借貸成本於產生期間在綜合損益內確認。

#### (n) 股本

普通股分類為權益。與發行新股或購股權直接有關的增量成本，於權益列為所得款項的減項（扣除稅項）。

#### (o) 利息收入

按攤銷成本計量的金融資產之利息收入使用實際利息法計算，於損益表中融資收入內確認。

利息收入乃按金融資產賬面總值乘以實際利率來計算，惟後續發生信用減值的金融資產除外。就發生信用減值的金融資產而言，實際利率已乘以金融資產的賬面淨值（扣除虧損撥備後）。



# Notes to the Consolidated Financial Statements

## 綜合財務報表附註

(continued) (續)

### 40 SUMMARY OF OTHER POTENTIALLY MATERIAL ACCOUNTING POLICIES (Continued)

#### (p) Employee benefits

##### (i) Retirement benefit costs

In accordance with the rules and regulations in the PRC, the PRC based employees of the Group participate in various defined contribution retirement benefit plans organised by the relevant municipal and provincial governments in the PRC under which the Group and the PRC based employees are required to make monthly contributions to these plans calculated as a percentage of the employees' salaries.

The municipal and provincial governments undertake to assume the retirement benefit obligations of all existing and future retired PRC based employees payable under the plans described above. Other than the monthly contributions, the Group has no further obligation for the payment of retirement and other post retirement benefits of its employees. The assets of these plans are held separately from those of the Group in independently administered funds managed by the provincial governments.

The Group also operates a defined contribution Mandatory Provident Fund Scheme in Hong Kong (the "MPF Scheme") under the Mandatory Provident Fund Schemes Ordinance for those qualifying employees employed under the jurisdiction of the Hong Kong Employment Ordinance, and who are eligible to participate in the MPF Scheme. Under the rules of the MPF Scheme, contributions to the scheme by the Group and the employees are calculated as a percentage of employee's relevant income, subject to a cap of monthly relevant income of HK\$30,000. The retirement benefit scheme costs charged to consolidated profit or loss represent contributions payable by the Group in accordance with the rules of the MPF Scheme. The Group's employer contributions vest fully with the employees when contributed into the MPF Scheme. The assets of the MPF Scheme are held separately from those of the Group in an independently administered fund.

### 40 其他潛在重大會計政策概要 (續)

#### (p) 僱員福利

##### (i) 退休福利成本

根據中國規則和法規，集團之中國僱員參與由中國有關省市政府營辦之若干界定供款退休福利計劃。據此，集團和中國僱員須每月按僱員薪金某個百分比向這些計劃作出供款。

省市政府承諾承擔上述計劃應付所有現有及日後退休中國僱員之退休福利責任。集團除該等每月供款外，並無其他涉及支付僱員退休及其他退休後福利之責任。該等計劃之資產由省級政府管理之獨立管理基金持有，並與集團之資產分開。

集團亦根據強制性公積金計劃條例在香港為所有符合資格參與強制性公積金計劃（「強積金計劃」）之受香港僱用條例管轄之合資格僱員設有界定供款之強積金計劃。根據強積金計劃之規則，集團及僱員向計劃之供款乃按僱員有關收入之百分比計算，惟每月有關收入的最高上限為30,000港元。於綜合損益內扣除的退休福利計劃成本指集團根據強積金計劃規則之應付供款。集團作出之僱主供款，於向強積金計劃供款時全部歸屬於僱員。強積金計劃資產與集團的資產分開持有，由獨立管理基金管理。

# Notes to the Consolidated Financial Statements

## 綜合財務報表附註

(continued) (續)

### 40 SUMMARY OF OTHER POTENTIALLY MATERIAL ACCOUNTING POLICIES (Continued)

#### (p) Employee benefits (Continued)

##### (ii) Employee entitlements

Employee entitlements to annual leave and long service payment are recognised when they accrue to the employees. A provision is made for the estimated liability for annual leave and long service payment as a result of services rendered by employees up to the statement of financial position date.

Employee entitlements to sick leave and maternity or paternity leave are not recognised until the time of leave.

##### (iii) Share-based payments

The Group operates a number of equity-settled, share-based compensation plans, under which the entity receives services from employees as consideration for equity instruments of the Group. The fair value of the employee services received in exchange for the grant of share options or restricted shares is recognised as an expense. The total amount to be expensed is determined by reference to the fair value of the options or restricted shares granted:

- including any market performance conditions (for example, an entity's share price);
- excluding the impact of any service and non-market performance vesting conditions (for example, profitability, sales growth targets and remaining an employee of the entity over a specified time period); and
- including the impact of any non-vesting conditions (for example, the requirement for employees to save or holding shares for a specified period of time).

### 40 其他潛在重大會計政策概要 (續)

#### (p) 僱員福利 (續)

##### (ii) 僱員應獲權利

僱員應得之年假及長期服務金於應計予僱員時確認。就截至財務狀況表日期因僱員提供服務而應得之年假及長期服務金，將估計有關負債而作出撥備。

僱員應得之病假及產假或父方陪產假直至取假時方予確認。

##### (iii) 以股份為基礎之付款

集團設有多項以權益結算以股份為基礎的報酬計劃，根據該等計劃，實體收取僱員的服務以作為集團權益工具的代價。僱員為換取獲授購股權或限制性股份而提供服務的公平值確認為費用。將予支銷的總金額乃經參考授出購股權或限制性股份的公平值後釐定：

- 包括任何市場表現條件（例如，實體之股價）；
- 不包括任何服務及非市場表現歸屬條件（如盈利能力、銷售增長目標以及於特定期間內仍為實體僱員）之影響；及
- 包括任何非歸屬條件之影響（例如，對僱員之要求或在某特定時期持有股份）。



# Notes to the Consolidated Financial Statements

## 綜合財務報表附註

(continued) (續)

### 40 SUMMARY OF OTHER POTENTIALLY MATERIAL ACCOUNTING POLICIES (Continued)

#### (p) Employee benefits (Continued)

##### (iii) Share-based payments (Continued)

Non-market vesting conditions are included in assumptions about the number of options or restricted shares that are expected to vest. The total expense is recognised over the vesting period, which is the period over which all of the specified vesting conditions are to be satisfied. At the end of each reporting period, the entity revises its estimates of the number of options or restricted shares that are expected to vest based on the non-market vesting conditions. It recognises the impact of the revision to original estimates, if any, in the consolidated profit or loss, with a corresponding adjustment to equity.

#### Share option scheme

When the options are exercised, the Company issues new shares. The proceeds received net of any directly attributable transaction costs are credited to share capital (nominal value) and share premium when the options are exercised.

The grant by the Company of options over its equity instruments to the employees of subsidiary undertakings in the Group is treated as a capital contribution. The fair value of employee services received, measured by reference to the grant date fair value, is recognised over the vesting period as an increase to investment in subsidiary undertakings, with a corresponding credit to equity.

### 40 其他潛在重大會計政策概要 (續)

#### (p) 僱員福利 (續)

##### (iii) 以股份為基礎之付款 (續)

非市場歸屬條件包括在有關預期可予歸屬之購股權或限制性股份數目之假設內。總支銷金額於歸屬期內確認，即符合所有列明之歸屬條件的期間。於各報告期末，實體根據非市場歸屬條件修訂其估計預期將予歸屬之購股權或限制性股份數目。實體在綜合損益內確認修訂原估計之影響（如有），並對權益作出相應調整。

#### 購股權計劃

於購股權獲行使時，公司發行新股份。於購股權獲行使時之已收所得款項於減去所有直接應佔交易成本後撥入股本（面值）及股份溢價。

公司向集團附屬公司的僱員授予權益工具的購股權被視為資本投入。所獲得僱員服務之公平值乃參考授出日期之公平值計量，於歸屬期內確認為增加對附屬公司之投資，並相應計入權益。

# Notes to the Consolidated Financial Statements

## 綜合財務報表附註

(continued) (續)

### 40 SUMMARY OF OTHER POTENTIALLY MATERIAL ACCOUNTING POLICIES (Continued)

#### (p) Employee benefits (Continued)

##### (iii) Share-based payments (Continued)

###### Share award scheme

When restricted shares are granted, the fair value of restricted shares are recognised as expense with a corresponding adjustment to equity over the vesting period.

Where the Group purchases the Company's shares from the market, the consideration paid, including any directly attributable incremental costs, is presented as "shares held for award scheme" and deducted from total equity.

#### (q) Provisions

Provisions for environmental restoration, restructuring costs and legal claims are recognised when: the Group has a present legal or constructive obligation as a result of past events; it is probable that an outflow of resources will be required to settle the obligation; and the amount has been reliably estimated. Provisions are not recognised for future operating losses.

Where there are a number of similar obligations, the likelihood that an outflow will be required in settlement is determined by considering the class of obligations as a whole. A provision is recognised even if the likelihood of an outflow with respect to any one item included in the same class of obligations may be small. Provisions are measured at the present value of the expenditures expected to be required to settle the obligation using a pre-tax rate that reflects current market assessments of the time value of money and the risks specific to the obligation. The increase in the provision due to passage of time is recognised as interest expense.

### 40 其他潛在重大會計政策概要 (續)

#### (p) 僱員福利 (續)

##### (iii) 以股份為基礎之付款 (續)

###### 股份獎勵計劃

倘授出限制性股份，限制性股份的公平值會確認為開支，並於歸屬期內對權益作出相應調整。

倘集團在市場內購入公司股份，已付代價（包括任何直接應佔增加成本）作為「為獎勵計劃所持股份」呈列，並從權益總額內扣除。

#### (q) 撥備

對環境復原、重組成本及法律索償之撥備於下列情況下予以確認：集團須就過往事件承擔現有的法定或推定責任，而履行該責任很有可能導致資源外流，並能對有關金額作出可靠的估計。未來經營虧損毋須作出撥備確認。

倘有多項類似責任時，解除該等責任導致資源流出的可能性按責任的類別作整體考慮。即使在同一類別責任內任何一個項目導致資源流出的可能性很低，亦須就此確認撥備。撥備採用稅前利率按照預期需解除責任的支出現值計量，該利率反映當時市場對貨幣時間價值和有關責任固有風險的評估。隨著時間過去而增加的撥備確認為利息費用。





# Notes to the Consolidated Financial Statements

## 綜合財務報表附註

(continued) (續)

### 40 SUMMARY OF OTHER POTENTIALLY MATERIAL ACCOUNTING POLICIES (Continued)

#### (r) Current and deferred income tax

The tax expense for the period comprises current and deferred tax. Tax is recognised in the profit or loss, except to the extent that it relates to items recognised in other comprehensive income or directly in equity. In this case the tax is also recognised in other comprehensive income or directly in equity, respectively.

##### (i) Current income tax

The current income tax charge is calculated on the basis of the tax laws enacted or substantively enacted at the statement of financial position date in the countries where the Group, its associates and joint ventures operate and generate taxable income. Management periodically evaluates positions taken in tax returns with respect to situations in which applicable tax regulation is subject to interpretation. It establishes provisions where appropriate on the basis of amounts expected to be paid to the tax authorities.

##### (ii) Deferred income tax

#### Inside basis differences

Deferred income tax is recognised, using the liability method, on temporary differences arising between the tax bases of assets and liabilities and their carrying amounts in the consolidated financial statements. However, deferred tax liabilities are not recognised if they arise from the initial recognition of goodwill, the deferred income tax is not accounted for if it arises from initial recognition of an asset or liability in a transaction other than a business combination that at the time of the transaction affects neither accounting nor taxable profit or loss. Deferred income tax is determined using tax rates (and laws) that have been enacted or substantively enacted by the date of the statement of financial position and are expected to apply when the related deferred income tax asset is realised or the deferred income tax liability is settled.

### 40 其他潛在重大會計政策概要 (續)

#### (r) 當期及遞延所得稅

期內稅項開支包括當期及遞延稅項。稅項於損益確認，惟與於其他全面收益或於權益直接確認之項目有關者除外。在此情況下，稅項亦分別於其他全面收益或於權益直接確認。

##### (i) 當期所得稅

當期所得稅支出根據集團、其聯營公司及合營企業營運及產生應課稅收入所在之國家於財務狀況表日期已通過或實質上通過之稅務法例計算。管理層就適用稅務法例詮釋所規限之情況定期評估報稅表之狀況，並在適用情況下根據預期須向稅務機關支付之稅款設定撥備。

##### (ii) 遞延所得稅

#### 內部基礎差異

遞延所得稅利用負債法按資產及負債之稅基與彼等賬面值產生之暫時差額，於綜合財務報表內確認。然而，倘遞延稅項負債源自商譽的首次確認，則不會確認遞延稅項負債，倘屬業務合併以外且交易當時並不影響會計或稅務盈虧之交易，則首次確認資產或負債所產生遞延所得稅不予入賬。遞延所得稅以財務狀況表日期已通過或實質上通過之稅率（及稅法）釐定，預計將於有關遞延所得稅資產變現或遞延所得稅負債清償時應用。

# Notes to the Consolidated Financial Statements

## 綜合財務報表附註

(continued) (續)

### 40 SUMMARY OF OTHER POTENTIALLY MATERIAL ACCOUNTING POLICIES (Continued)

#### (r) Current and deferred income tax (Continued)

##### (ii) Deferred income tax (Continued)

##### Inside basis differences (Continued)

Deferred income tax assets are recognised only to the extent that it is probable that future taxable profit will be available against which the temporary differences can be utilised.

##### Outside basis differences

Deferred income tax liability is provided on temporary differences arising on investments in subsidiaries, associates and joint venture, except for deferred income tax liability where the timing of the reversal of the temporary difference is controlled by the Group and it is probable that the temporary difference will not reverse in the foreseeable future.

Deferred income tax assets are recognised on deductible temporary differences arising from investments in subsidiaries, associates and joint ventures only to the extent that it is probable the temporary difference will reverse in the future and there is sufficient taxable profit available against which the temporary difference can be utilised.

##### (iii) Offsetting

Deferred income tax assets and liabilities are offset when there is a legally enforceable right to offset current tax assets against current tax liabilities and when the deferred income taxes assets and liabilities relate to income taxes levied by the same taxation authority on either the taxable entity or different taxable entities where there is an intention to settle the balances on a net basis.

### 40 其他潛在重大會計政策概要 (續)

#### (r) 當期及遞延所得稅 (續)

##### (ii) 遞延所得稅 (續)

##### 內部基礎差異(續)

遞延所得稅資產僅於日後可能取得應課稅溢利而暫時差額可以被使用時，方予確認。

##### 外部基礎差異

遞延所得稅負債按於附屬公司、聯營公司及合營公司之投資產生之暫時性差額計提撥備，惟集團可控制撥回暫時性差額的時間，而暫時性差額不甚可能在可見將來撥回之遞延所得稅負債除外。

就附屬公司、聯營公司及合營公司的投資產生的可扣減暫時性差額確認遞延所得稅資產，但只限於暫時性差額很可能在將來轉回，並有充足的應課稅利潤抵銷可用的暫時性差額。

##### (iii) 抵銷

當有法定可執行權力將本期稅項資產與本期稅項負債抵銷，且遞延所得稅資產和負債涉及由同一稅務機關對應課稅實體或不同應課稅實體但有意向以淨額基準結算所得稅結餘時，則可將遞延所得稅資產與負債互相抵銷。



# Notes to the Consolidated Financial Statements

## 綜合財務報表附註

(continued) (續)

### 40 SUMMARY OF OTHER POTENTIALLY MATERIAL ACCOUNTING POLICIES (Continued)

#### (s) Leases

Leases are recognised as a right-of-use asset and a corresponding liability at the date at which the leased asset is available for use by the Group.

Contracts may contain both lease and non-lease components. The Group allocates the consideration in the contract to the lease and non-lease components based on their relative stand-alone prices. However, for leases of real estate for which the Group is a lessee, it has elected not to separate lease and non-lease components and instead accounts for these as a single lease component.

Lease terms are negotiated on an individual basis and contain a wide range of different terms and conditions. The lease agreements do not impose any covenants other than the security interests in the leased assets that are held by the lessor. Leased assets may not be used as security for borrowing purposes.

Assets and liabilities arising from a lease are initially measured on a present value basis. Lease liabilities include the net present value of the following lease payments:

- fixed payments (including in-substance fixed payments), less any lease incentives receivable
- variable lease payment that are based on an index or a rate, initially measured using the index or rate as at the commencement date
- amounts expected to be payable by the Group under residual value guarantees
- the exercise price of a purchase option if the Group is reasonably certain to exercise that option, and payments of penalties for terminating the lease, if the lease term reflects the Group exercising that option

### 40 其他潛在重大會計政策概要 (續)

#### (s) 租賃

租賃於租賃資產可供集團使用當日會確認為使用權資產及相應負債。

合約可能包含租賃及非租賃組成部分。集團按照租賃及非租賃組成部分相應的獨立價格，將合約代價分配至租賃及非租賃組成部分。然而，對集團為承租人的房地產租賃而言，其已選擇將租賃及非租賃組成部分視為單一租賃組成部分，而並無將兩者區分。

租賃條款按個別基準磋商並包含各項不同的條款及條件。除出租人持有的租賃資產中的擔保權益外，租賃協議並無施加任何契約。租賃資產不得為借貸用作抵押品。

租賃產生的資產及負債初步以現值基準計量。租賃負債包括下列租賃付款的淨現值：

- 固定付款（包括實質固定付款）減任何應收租賃優惠
- 基於指數或利率的可變租賃付款，初步計量時使用開始日期的指數或利率
- 集團根據剩餘價值擔保預期應付的金額
- 倘集團合理確定行使購買選擇權，該選擇權的行使價，及倘租賃期反映集團行使該選擇權，終止租賃的罰款付款



# Notes to the Consolidated Financial Statements

## 綜合財務報表附註

(continued) (續)

### 40 SUMMARY OF OTHER POTENTIALLY MATERIAL ACCOUNTING POLICIES (Continued)

#### (s) Leases (Continued)

Lease payments to be made under reasonably certain extension options are also included in the measurement of the liability.

The lease payments are discounted using the interest rate implicit in the lease. If that rate cannot be readily determined, which is generally the case for leases in the Group, the lessee's incremental borrowing rate is used, being the rate that the individual lessee would have to pay to borrow the funds necessary to obtain an asset of similar value to the right-of-use asset in a similar economic environment with similar terms, security and conditions.

To determine the incremental borrowing rate, the Group where possible, uses recent third-party financing received by the individual lessee as a starting point, adjusted to reflect changes in financing conditions since third party financing was received, and makes adjustments specific to the lease.

If a readily observable amortising loan rate is available to the individual lessee (through recent financing or market data) which has a similar payment profile to the lease, then the Group entities use that rate as a starting point to determine the incremental borrowing rate.

Lease payments are allocated between principal and finance cost. The finance cost is charged to profit or loss over the lease period so as to produce a constant periodic rate of interest on the remaining balance of the liability for each period.

### 40 其他潛在重大會計政策概要 (續)

#### (s) 租賃 (續)

根據合理確定延期選擇權將予支付的租賃付款亦計入負債計量。

租賃付款採用租賃所隱含的利率予以貼現。倘無法釐定該利率（集團的租賃一般屬此類情況），則使用承租人增量借款利率，即個別承租人在類似經濟環境中按類似條款、抵押及條件借入獲得與使用權資產價值類似的資產所需資金必須支付的利率。

為釐定增量借款利率，集團在可能情況下，使用個別承租人最近獲得的第三方融資為出發點作出調整以反映自獲得第三方融資以來融資條件的變動，並對租約作出特定調整。

倘個別承租人（通過最近的融資或市場數據）可獲得與租賃具有類似付款情況的易於觀察的攤銷貸款利率，則集團實體使用該利率為起點釐定增量借貸利率。

租賃付款於本金及融資成本之間作出分配。融資成本在租賃期間於損益扣除，藉以令各期間的負債餘額的期間利率一致。



# Notes to the Consolidated Financial Statements

## 綜合財務報表附註

(continued) (續)

### 40 SUMMARY OF OTHER POTENTIALLY MATERIAL ACCOUNTING POLICIES (Continued)

#### (s) Leases (Continued)

Right-of-use assets are measured at cost comprising the following:

- the amount of the initial measurement of lease liability
- any lease payments made at or before the commencement date less any lease incentives received
- any initial direct costs, and restoration costs

Right-of-use assets are generally depreciated over the shorter of the asset's useful life and the lease term on a straight-line basis. If the Group is reasonably certain to exercise a purchase option, the right-of-use asset is depreciated over the underlying asset's useful life.

Payments associated with short-term leases of properties, equipment and vehicles and all leases of low-value assets are recognised on a straight-line basis as an expense in profit or loss. Short-term leases are leases with a lease term of 12 months or less without a purchase option.

#### (t) Government grants

Grants from the government are recognised at their fair value where there is a reasonable assurance that the grant will be received and the Group will comply with all attached conditions.

Government grants relating to costs are deferred and recognised in the profit or loss over the period necessary to match them with the costs that they are intended to compensate.

Government grants relating to property, plant and equipment are included in non-current liabilities as deferred government grants and are credited to the profit or loss on a straight-line basis over the expected lives of the related assets.

### 40 其他潛在重大會計政策概要 (續)

#### (s) 租賃 (續)

使用權資產按成本計量，包括以下各項：

- 初始計量租賃負債的金額
- 在開始日期或之前作出的任何租賃付款減任何已收租賃優惠
- 任何初始直接成本及恢復成本

使用權資產一般按直線法以資產可使用年期及租期（以較短者為準）計算折舊。倘集團合理確定行使採購選擇權，則使用權資產於相關資產的可使用年內予以折舊。

與短期物業、設備及汽車租賃以及所有低價值資產租賃相關的付款按直線法於損益確認為開支。短期租賃指租賃期為12個月或以下租賃。

#### (t) 政府補助

當能合理確定將收到政府的補助，而集團將遵守所有附帶條件時，政府補助按其公平值確認。

與成本有關的政府補助將被遞延，並於與其擬定補償的成本配對在所需期間內於損益中確認。

與物業、廠房及設備有關的政府補助列入非流動負債作為遞延政府補助，並按直線法於相關資產預計年限計入損益。

# Notes to the Consolidated Financial Statements

## 綜合財務報表附註

(continued) (續)

### 40 SUMMARY OF OTHER POTENTIALLY MATERIAL ACCOUNTING POLICIES (Continued)

#### (u) Financial guarantee contracts

Financial guarantee contracts are recognised as a financial liability at the time the guarantee is issued. The liability is initially measured at fair value and subsequently at the higher of:

- the amount determined in accordance with the expected credit loss model under HKFRS 9 Financial Instruments, and
- the amount initially recognised less, where appropriate, the cumulative amount of income recognised in accordance with the principles of HKFRS 15 Revenue from Contracts with Customers. The fair value of financial guarantees is determined based on the present value of the difference in cash flows between the contractual payments required under the debt instrument and the payments that would be required without the guarantee, or the estimated amount that would be payable to a third party for assuming the obligations.

Where guarantees in relation to loans or other payables of associates are provided for no compensation, the fair values are accounted for as contributions and recognised as part of the cost of the investment.

### 40 其他潛在重大會計政策概要 (續)

#### (u) 財務擔保合約

財務擔保合約於發出擔保時確認為金融負債。負債初步按公平值計量，其後按以下兩者之較高者計量：

- 根據香港財務報告準則第9號金融工具項下的預期信貸虧損模式釐定的金額，及
- 初步確認的金額減（如適用）根據香港財務報告準則第15號客戶合約收益原則確認的累計收入金額。財務擔保的公平值釐定為債務工具項下的合約款與沒有擔保時需支付的款項之間的現金流量差額現值，或就承擔債務將支付予第三方的估計金額。

倘就聯營公司的貸款或其他應付款項提供無償擔保，則公平值入賬為繳入，並確認為投資成本的一部分。

# Five Year Financial Summary

## 五年財務摘要

A summary of the results and of the assets and liabilities of the Group for the last five financial years, as extracted from the published audited financial statements and restated or reclassified as appropriate, is set out below.

以下載列集團於過去五個財政年度之業績及資產與負債概要，乃摘錄自己刊登之經審核財務報表並經重列或予以重新適當分類。

		For the year ended 31 December 截至十二月三十一日止年度				
		2023 二零二三年 HK\$'000 千港元	2022 二零二二年 HK\$'000 千港元 (Restated) (經重列)	2021 二零二一年 HK\$'000 千港元	2020 二零二零年 HK\$'000 千港元	2019 二零一九年 HK\$'000 千港元
Revenue	營業額	<b>18,527,804</b>	17,296,675	14,341,948	10,432,777	10,260,654
Profit before taxation	除稅前溢利	<b>720,539</b>	1,576,501	1,990,560	630,916	973,510
Taxation	稅項	<b>(340,385)</b>	(388,688)	(476,626)	(115,601)	(194,391)
Profit for the year	年內溢利	<b>380,154</b>	1,187,813	1,513,934	515,315	779,119
Attributable to:	以下應佔：					
Owners of the Company	公司擁有人	<b>(232,496)</b>	730,144	904,182	28,757	330,984
Non-controlling interests	非控股權益	<b>612,650</b>	457,669	609,752	486,558	448,135
		<b>380,154</b>	1,187,813	1,513,934	515,315	779,119
		As at 31 December 於十二月三十一日				
		2023 二零二三年 HK\$'000 千港元	2022 二零二二年 HK\$'000 千港元 (Restated) (經重列)	2021 二零二一年 HK\$'000 千港元 (Restated) (經重列)	2020 二零二零年 HK\$'000 千港元	2019 二零一九年 HK\$'000 千港元
Assets and liabilities	資產及負債					
Total assets	總資產	<b>20,841,051</b>	21,709,615	21,881,079	19,270,335	16,832,484
Total liabilities	總負債	<b>(13,279,109)</b>	(13,859,069)	(14,002,306)	(11,924,121)	(10,389,469)
Total equity	權益總額	<b>7,561,942</b>	7,850,546	7,878,773	7,346,214	6,443,015
Non-controlling interests	非控股權益	<b>(3,743,726)</b>	(3,627,868)	(3,680,083)	(3,568,080)	(2,984,731)
Equity attributable to owners of the Company	公司擁有人應佔權益	<b>3,818,216</b>	4,222,678	4,198,690	3,778,134	3,458,284

