



Qingdao Holdings International Limited
青島控股國際有限公司*

(Incorporated in Bermuda with limited liability)

(Stock Code : 499)

2023
Annual Report



*For identification purposes only

CONTENTS

Corporate Information	2
Chairman’s Statement	4
Five Year Financial Summary	8
Management Discussion and Analysis	10
Biographical Details of Directors	18
Directors’ Report	20
Corporate Governance Report	30
Environmental, Social and Governance Report	41
Independent Auditor’s Report	63
Consolidated Statement of Profit or Loss	69
Consolidated Statement of Comprehensive Income	70
Consolidated Statement of Financial Position	71
Consolidated Statement of Changes in Equity	73
Consolidated Statement of Cash Flows	74
Notes to the Consolidated Financial Statements	76
Schedule of Principal Properties	142





CORPORATE INFORMATION

BOARD OF DIRECTORS

Executive Directors:

Mr. Cui Mingshou (*Chairman*)
Mr. Wang Yimei (*Deputy Chairman and
Chief Executive Officer*)
Mr. Hu Liang

Independent Non-executive Directors:

Mr. Yin Tek Shing, Paul
Mr. Wong Tin Kit
Ms. Zhao Meiran
Mr. Li Xue

AUDIT COMMITTEE

Mr. Li Xue (*Chairman*)
Mr. Yin Tek Shing, Paul
Mr. Wong Tin Kit
Ms. Zhao Meiran

REMUNERATION COMMITTEE

Mr. Wong Tin Kit (*Chairman*)
Mr. Yin Tek Shing, Paul
Ms. Zhao Meiran
Mr. Li Xue

NOMINATION COMMITTEE

Mr. Cui Mingshou (*Chairman*)
Mr. Yin Tek Shing, Paul
Mr. Wong Tin Kit
Ms. Zhao Meiran
Mr. Li Xue



CORPORATE INFORMATION

COMPANY SECRETARY

Mr. Chan Kwong Leung, Eric

AUTHORISED REPRESENTATIVES

Mr. Wang Yimei
Mr. Chan Kwong Leung, Eric

HONG KONG LEGAL ADVISER

King & Wood Mallesons
13/F, Gloucester Tower
The Landmark
15 Queen's Road Central
Central
Hong Kong

AUDITOR

BDO Limited

PRINCIPAL BANKERS

China Citic Bank International Limited
Bank of Communications Co., Ltd.
Hang Seng Bank Limited

REGISTERED OFFICE

Clarendon House
2 Church Street
Hamilton HM11
Bermuda

HEAD OFFICE AND PRINCIPAL PLACE OF BUSINESS IN HONG KONG

Unit No. 8, 26th Floor, Tower 1
Admiralty Centre
No. 18 Harcourt Road
Hong Kong

PRINCIPAL SHARE REGISTRAR AND TRANSFER OFFICE

Conyers Corporate Services (Bermuda) Limited
Clarendon House
2 Church Street
Hamilton HM11
Bermuda

HONG KONG BRANCH SHARE REGISTRAR AND TRANSFER OFFICE

Tricor Secretaries Limited
17/F, Far East Finance Center
16 Harcourt Road
Hong Kong

STOCK CODE

Hong Kong Stock Exchange: 499

WEBSITE

<http://www.qingdaohi.com>





CHAIRMAN'S STATEMENT



CHAIRMAN'S STATEMENT

Dear Shareholders,

On behalf of the Board (the "Board") of Directors (the "Directors"), I would like to present the final results of Qingdao Holdings International Ltd. (the "Company") and its subsidiaries (collectively, the "Group") for the year ended 31 December 2023 (the "Year").

Although the COVID-19 epidemic is over and Mainland China and Hong Kong have relaxed various epidemic-related policies, 2023 remained challenging amid an atmosphere of uncertainty. The Group's total revenue for the Year was RMB42.3 million (2022: RMB56.6 million), and the loss attributable to the Company's shareholders was RMB47.3 million (2022: loss of RMB63.5 million).

There is an improvement in the segment "production and sale of education equipment". As the market condition improves and the government departments pay more attention to education, we finally narrowed our loss in this business segment and recorded revenue of RMB33.5 million this Year (2022: RMB31.1 million). According to the 2022 purchase order plan, the installation projects that were unable to be implemented as originally planned due to the impact of the epidemic were restored and back on track during the Year.

Regarding the loan (the "Loan") provided by Qifeng (as defined in "Management Discussion and Analysis" of this annual report), an indirect wholly-owned subsidiary of the Company, to Huizhou Jiuyu (as defined in "Management Discussion and Analysis" of this annual report), Qifeng entered into a loan transfer agreement with the Transferee (as defined in "Management Discussion and Analysis" of this annual report and a connected person of the Company) on 22 December 2023. Pursuant to the agreement, Qifeng will transfer the Loan to the Transferee. (For details please refer to our circular dated 29 February 2024 regarding the Loan transfer.) On 20 March 2024, the independent Shareholders approved the Loan transfer agreement and transactions contemplated thereunder. Upon completion, the Group can make full use of the net proceeds from the Loan transfer to repay part of the shareholders' loans and improve its gearing ratio.

NEQH Development and Construction Co. Ltd. (核建青控開發建設有限公司) ("NEQH") recorded a revenue of RMB158,400 (at the single company level) this Year, which is a significant breakthrough compared with 2022 (2022: nil).



CHAIRMAN'S STATEMENT

In 2024 and the next few years, the Group will locate and acquire assets with high technological feature or endeavor to adopt innovative business mode so as to promote business transformation and revenue diversification.

Looking forward to the future, in addition to continuing to adhere to the principles of prudent financial management and stringent cost control, the Group will seize various potential business and investment opportunities in Greater China region to promote business growth and maximize returns for Shareholders.

Finally, the Board would like to express its sincere gratitude to the management team and employees for their unwavering and valuable contributions to the development of the Group over the past year. The Board also sincerely thanks Shareholders, investors, customers and business partners for their unremitting support to the Group.

Cui Mingshou

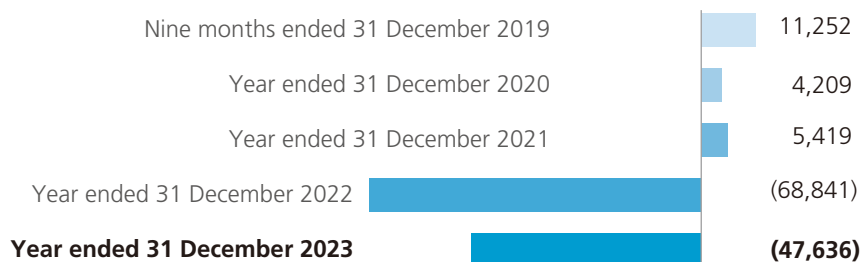
Executive Director and Chairman

Hong Kong, 27 March 2024

FIVE YEAR FINANCIAL SUMMARY

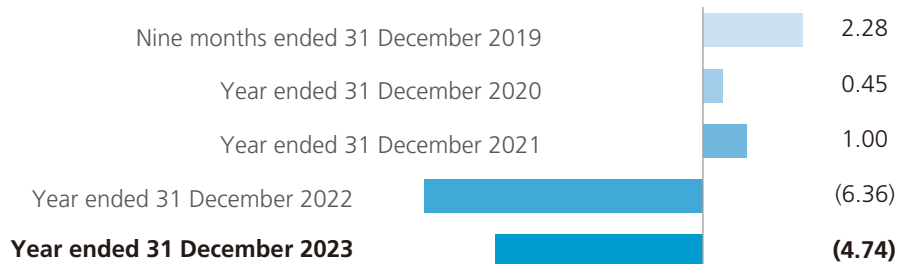
Profit (loss) (Note 1)

RMB'000



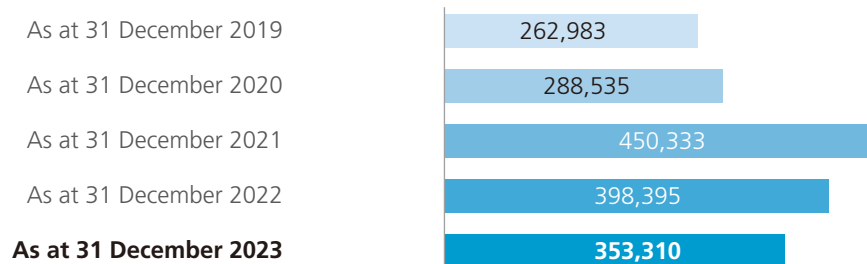
Earnings (loss) per share (Note 2)

RMB cents



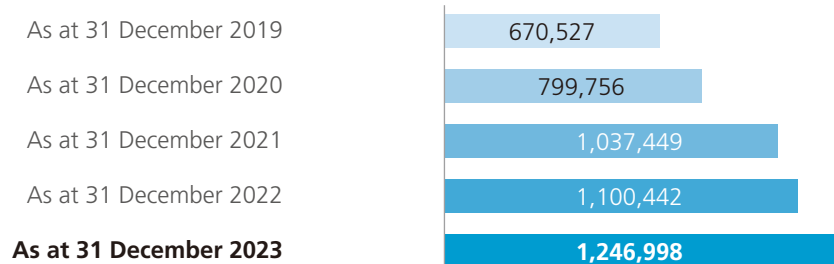
Total equity (Note 3)

RMB'000



Total assets (Note 4)

RMB'000



FIVE YEAR FINANCIAL SUMMARY

A summary of the results and of the assets, liabilities and non-controlling interests of the Group for the last five financial period/years is set out below.

	Nine months ended 31 December 2019 RMB'000	Year ended 31 December 2020 RMB'000	Year ended 31 December 2021 RMB'000	Year ended 31 December 2022 RMB'000	Year ended 31 December 2023 RMB'000
Revenue	40,325	66,650	69,260	56,601	42,305
Profit/(loss) before tax	12,815	10,536	12,503	(84,763)	(60,394)
Income tax (expense)/credit	<u>(1,563)</u>	<u>(6,327)</u>	<u>(7,084)</u>	<u>15,922</u>	<u>12,758</u>
Profit/(loss) for the year/period	11,252	4,209	5,419	(68,841)	(47,636)
Attributable to:					
Owners of the parent	11,377	2,435	8,362	(63,531)	(47,324)
Non-controlling interests	<u>(125)</u>	<u>1,774</u>	<u>(2,943)</u>	<u>(5,310)</u>	<u>(312)</u>
	<u>11,252</u>	<u>4,209</u>	<u>5,419</u>	<u>(68,841)</u>	<u>(47,636)</u>
	As at 31 December 2019 RMB'000	As at 31 December 2020 RMB'000	As at 31 December 2021 RMB'000	As at 31 December 2022 RMB'000	As at 31 December 2023 RMB'000
Total assets	670,527	799,756	1,037,449	1,100,442	1,246,998
Total liabilities	<u>(407,544)</u>	<u>(511,221)</u>	<u>(587,116)</u>	<u>(702,047)</u>	<u>(893,688)</u>
	262,983	288,535	450,333	398,395	353,310
Equity attributable to :					
Owners of the parent	232,130	222,077	384,873	338,245	293,472
Non-controlling interests	<u>30,853</u>	<u>66,458</u>	<u>65,460</u>	<u>60,150</u>	<u>59,838</u>
	<u>262,983</u>	<u>288,535</u>	<u>450,333</u>	<u>398,395</u>	<u>353,310</u>

Notes:

1. Represents the consolidated profit/(loss) for the financial periods from 1 April 2019 to 31 December 2019, year ended 31 December 2020, 2021, 2022 and 2023.
2. Represents the consolidated earnings/(loss) per share for the financial periods from 1 April 2019 to 31 December 2019, year ended 31 December 2020, 2021, 2022 and 2023.
3. Represents the consolidated total equity at 31 December 2019, 2020, 2021, 2022 and 2023.
4. Represents the consolidated total assets at 31 December 2019, 2020, 2021, 2022 and 2023.



**MANAGEMENT
DISCUSSION
AND ANALYSIS**





MANAGEMENT DISCUSSION AND ANALYSIS

BUSINESS REVIEW

The Group is principally engaged in the business of leasing of investment properties, production and sale of the digital Chinese calligraphy education equipment and relevant learning, tutorial systems and the provision of loan financing, consulting services and property development.

Leasing of Properties

During the Year, the rental income from the leasing of investment properties located in Hong Kong and the People's Republic of China (the "PRC") amounted to approximately RMB8.8 million (2022: RMB25.5 million), which accounted for 21% of the Group's total revenue. Owing to the unfavorable situation of office properties in Hong Kong, one investment property is still vacant, affecting income by approximately RMB870,000.

The vacancy rate of office buildings in Mainland China remains high and rents was decreased. The office buildings in the PRC held by the Group signed a new long-term lease contract in 2023 to secure a stable rental income in the future years.

Production and Sale of Digital Chinese Calligraphy Education Equipment

During the Year, revenue generated from the production and sale of digital Chinese calligraphy education equipment amounted to approximately RMB33.5 million (2022: RMB31.1 million), which accounted for 79% of the Group's total revenue.

In 2023, the main products developed extremely well in northwest market in mainland China, with the highest market share. At the same time, according to market conditions, art projects and traditional calligraphy products were added in a timely manner, which increased gross profit margins; at the same time, reducing expenses and controlling large expenditures such as exhibition events eventually narrowed down our loss in this segment.

Loan Financing

During the Year, the Group's loan financing business did not generate any revenue (2022: nil). The Group did not grant any new loans during the Year.

The Group continues to maintain a sound credit control policy when advancing loans to its customers. The Group holds the principle that prudent measures are particularly important and essential. The Group will continue to develop this business by employing prudent credit control procedures and strategies to maintain a balance between the business growth and the risk management.

Consulting Services

During the Year, the provision of consulting services segment did not generate any revenue (2022: Nil). The consulting services mainly included consulting services provided to property developers engaged in the construction works in new districts in the PRC.

Property Development

The Group had, through Bengbu City Huai Yi Construction and Development Ltd.* (蚌埠市淮翼建設發展有限公司) ("BCHYCDL", an indirect owned subsidiary of the Company), successfully acquired the land use right in respect of a land where the project is located by way of bidding in March 2021. Upon completion of the acquisition of BCHYCDL, property development became one of the principal business activities of the Group. For details, please refer to the announcements of the Company dated 30 December 2022 and 30 January 2023, respectively.

MANAGEMENT DISCUSSION AND ANALYSIS

FINANCIAL REVIEW

Revenue and Results

During the Year, the Group recorded a revenue of approximately RMB42.3 million (2022: RMB56.6 million). The Group recorded a loss attributable to the equity holders of the parent in the amount of approximately RMB47.3 million for the Year (2022: loss attributable to the equity holders of the parent of RMB63.5 million). Loss per Share was RMB4.74 cents for the Year (2022: loss per Share of RMB6.36 cents). The loss was mainly attributable to (i) the substantial decrease in fair value of investment properties of the Group, in particular the properties located in the PRC, as a result of the unfavourable property market conditions; (ii) a significant decrease in rental income generated from PRC properties.

Cost of inventories sold for the Year was approximately RMB22.4 million (2022: RMB18.6 million).

Other income for the Year was approximately RMB4.7 million (2022: RMB22.0 million), representing a decrease of approximately RMB17.3 million. The decrease was attributable to the decrease of interest income from loans which has been drawn.

Employee benefit expenses for the Year were approximately RMB14.28 million (2022: RMB14.0 million), representing a slight increase of approximately RMB0.28 million.

Other operating expenses for the Year were approximately RMB17.8 million (2022: RMB18.0 million), representing a slight decrease of approximately RMB0.2 million. The Group recorded a decrease in professional fees compared with last year.

Finance costs for the Year were approximately RMB27.9 million (2022: RMB23.7 million), representing an increase of RMB4.2 million.

Income tax credit for the Year was approximately RMB12.8 million (2022: income tax expense of RMB15.9 million). The increase was mainly because of the decrease in the deferred tax liabilities as the fair value of the investment properties in the PRC decreased during the Year.

Segmental Information

An analysis of the Group's performance for the Year by business segment is set out in note 3 to the consolidated financial statements of this annual report.

Dividends

The Board does not recommend the payment of any final dividends for the Year (2022: nil).

Liquidity and Financial Resources

As at 31 December 2023, the Group had total assets of approximately RMB1,247.0 million (31 December 2022: RMB1,100.4 million), whereas total liabilities of the Group amounted to approximately RMB893.7 million (31 December 2022: RMB702.0 million).

Accordingly, the net assets of the Group as at 31 December 2023 was RMB353.3 million (31 December 2022: RMB398.4 million).

As at 31 December 2023, the outstanding bank and other borrowings of the Group was approximately RMB45.1 million (31 December 2022: RMB49.5 million).

The gearing ratio of the Group, being the net debt to net debt and equity, was 67% as at 31 December 2023 (31 December 2022: 57%). The Directors believe that the Group has adequate cash resources to meet its commitments and current working capital requirements.



MANAGEMENT DISCUSSION AND ANALYSIS

Capital Structure

The number of issued ordinary shares of the Company as at 31 December 2023 was 998,553,360 Shares (31 December 2022: 998,553,360 Shares).

The capital structure of the Group consists of debts, which includes bank borrowings, and equity attributable to owners of the parent, comprising share capital and reserves.

Pledge of Assets

As at 31 December 2023, the Group pledged certain of its investment properties with a market value of RMB127.1 million (31 December 2022: RMB136.7 million) to a bank in Hong Kong to secure mortgage financing facilities granted to the Group. As at 31 December 2023, the Group also pledged its leasehold land and building with a cost of RMB25.7 million (31 December 2022: RMB25.6 million) to a bank in PRC to secure mortgage financing facilities granted to the Group.

As at 31 December 2023, the Group had no unutilized banking facilities (31 December 2022: nil).

Foreign Exchange Exposure

The Group's financial statements are presented in Renminbi. The Group carried out its business transactions mainly in Hong Kong dollars, Renminbi and United States dollars. The Group does not have any hedging arrangement on foreign exchange but will continue to closely monitor its foreign exchange exposure.

Capital Commitments

The Group did not have capital commitments including acquisition of subsidiary as at 31 December 2023 (2022: nil).

The Group's capital commitments including leasehold land and buildings and capital contributions payable to joint ventures amounted to approximately RMB28.9 million as at 31 December 2023 (2022: RMB28.9 million).

Contingent Liabilities

As at 31 December 2023 and 31 December 2022, the Group did not have any material contingent liabilities.

PROSPECTS

Looking forward to 2024, the Group's operating environment is optimistic. Firstly, from the perspective of the macro situation in the PRC, the PRC government continues to implement proactive fiscal policies and prudent monetary policies. With the implementation of a series of stabilizing growth and market rescue measures, PRC's economy is generally recovering and the real estate market and capital market are expected to recover. Secondly, the Federal Reserve is expected to enter an interest rate cut cycle in the second half of 2024. At the same time, the Hong Kong government is stimulating the local real estate market through removing selling and buying restrictions to the residential properties. The Group's investment properties in Hong Kong is expected to stabilize, and financing costs will be reduced at the same time.

MANAGEMENT DISCUSSION AND ANALYSIS

Lastly, the controlling shareholder, QCIG, issued a letter of financial support to the Group to further support the operations of the Group, while accelerating the process of acquiring any potential high-quality assets, promoting asset acquisitions, gradually improving the Group's principal business, and maintaining the Group's market value. The defaulted loan was transferred to a connected person of the Company, and it is expected that the disposal will significantly reduce the operating risks of the Group. Sales of digital Chinese calligraphy education equipment have gradually shaken off the impact of the epidemic and are expected to continue to improve profitability and maintain growth. As the joint venture of the Group gradually commences operations, engineering development, construction and consulting income is expected to see significant growth in the foreseeable future.

HUMAN RESOURCES

The Group aims to provide employees with a stimulating and harmonious working environment. The Group also encourages life-long learning and offers training to its employees to enhance their performance and provide support to their personal development. As at 31 December 2023, the Group employed a total of 121 full time employees (31 December 2022: 119). Employees and Directors are remunerated based on their performance and experience, current industry practices and prevailing market conditions and in accordance with the existing labour laws. In addition to basic salaries, the employees and Directors are rewarded with performance-related bonuses and other staff welfare benefits.

Material Transactions

1. *The Transfer of Loan*

On 15 November 2019, Qingdao Holdings (Hong Kong) Limited ("Qingdao (HK)"), a wholly-owned subsidiary of the Company, entered into a joint venture agreement (the "Joint Venture Agreement") with China Nuclear Industry Zhongyuan Construction Co., Limited* (中國核工業中原建設有限公司) ("China Nuclear Industry") and China Huadong Construction and Engineering Group Limited* (中國華東建設工程集團有限公司) ("China Huadong") in relation to the formation of a joint venture company (the "Joint Venture Company"). The Joint Venture Company is principally engaged in urban reconstruction and development, construction and management of parks, construction and management of municipal facilities and equity investment and capital deployment in the PRC.

On 25 February 2020, the Joint Venture Company and Huizhou Meile Land Company Limited* (惠州市美樂置地實業有限公司) ("Meile Land"), an independent third party of the Company, established Huizhou Yanlong Land Company Limited* (惠州市炎隆置業有限公司) ("Huizhou Yanlong"). Huizhou Yanlong is 49% and 51% owned by the Joint Venture Company and Meile Land, respectively. Huizhou Jiuyu Real Estate Company Limited* (惠州市九煜置業有限公司) ("Huizhou Jiuyu") is wholly owned by Huizhou Yanlong. Huizhou Jiuyu is expected to acquire the land use rights of the Land.

To provide Huizhou Jiuyu with part of the funding for the acquisition, development and operating expenses of the Land, Qingdao Qifeng Technology Services Co., Ltd.* (青島啟峰科技服務有限公司) ("Qifeng"), Qingdao Urban Rural Construction Micro-credit Loan Co. Ltd.* (青島城鄉建設小額貸款有限公司) ("QURC Micro-credit Loan Company") and Huizhou Jiuyu entered into an entrusted loan arrangement on 7 May 2020 (the "Entrusted Loan Arrangement"). Pursuant to the Entrusted Loan Arrangement, QURC Micro-credit Loan Company, acting as the lending agent, agreed to release a loan in the principal amount of RMB195,100,000 (the "Loan") funded by Qifeng, to Huizhou Jiuyu, subject to the terms and conditions of the entrusted loan contract dated 7 May 2020 entered into among Qifeng, QURC Micro-credit Loan Company and Huizhou Jiuyu and the entrusted loan entrustment contract. QURC Micro-credit Loan Company is a non-banking financial institution approved and regulated by the relevant PRC regulatory authorities and is a connected person of the Company.



MANAGEMENT DISCUSSION AND ANALYSIS

On 7 May 2020, QCCIG entered into a loan agreement with Qifeng, pursuant to which, QCCIG agreed to provide, upon Qifeng's request, unsecured loan of RMB182,000,000 to Qifeng at an interest rate of 3.85% per annum ("Financial Assistance"). The Group used its internal resources and the Financial Assistance to fund the Loan for the years ended 31 December 2020, 2021 and 2022.

The entrusted loan entrustment contract had been terminated, QURC Micro-credit Loan Company ceased to be the lending agent in relation to the Loan and the Loan was provided to Huizhou Jiuyu by Qifeng directly.

In 2022, Huizhou Jiuyu failed to repay RMB191,600,000 of the principal of the Loan and approximately RMB7,006,000 of the interests of the Loan. Accordingly, as at 31 December 2023, the expected credit losses amounting to RMB43,694,000 (31 December 2022: RMB43,694,000) were estimated by fair value of collateral and recovery rate. The loss rate applied at 31 December 2023 was 22% (31 December 2022: 22%).

On 22 December 2023, Qifeng and Qingdao City Investment and Assets Management Company Limited (青島城投資產管理有限公司) entered into a transfer of loan agreement, pursuant to which, Qifeng, as the transferor, agreed to transfer the Loan to Qingdao City Investment and Assets Management Company Limited (青島城投資產管理有限公司), as the transferee, at the consideration of RMB155,000,000.

On 20 March 2024, the transfer of the Loan was approved at the special general meeting of the Company. Upon completion of the transfer of the Loan, the Company is expected to receive RMB155,000,000, which will be used to repay its shareholders' loans.

For further details, please refer to the announcements of the Company dated 7 May 2020, 30 June 2020, 30 December 2022, 3 January 2023, 22 December 2023 and 20 March 2024 and the circulars of the Company dated 11 June 2020 and 29 February 2024.

CHANGE IN USE OF PROCEEDS FROM THE RIGHTS ISSUE

The net proceeds (the "Net Proceeds") from the rights issue of one rights share for every one existing share held by members on the register of members of the Company on 11 May 2021 (the "Rights Issue") was approximately RMB159.9 million.

As disclosed in the announcement of the Company dated 30 June 2022 in relation to the change of use of proceeds from the Rights Issue, the Company intended to use 90% of the Net Proceeds, being approximately RMB143.91 million, for other suitable investment opportunities.

As at 28 March 2023, save for RMB38.16 million, which had been utilised for the settlement of bank loans, and RMB11.14 million, which had been utilised as general working capital of the Group, the remaining Net Proceeds remain unutilised and had been deposited with bank for short term interest income. As disclosed in the announcement of the Company dated 28 March 2023, having considered the business environment and development of the Group (in particular the current business environment in the PRC, being the place where the Group's principal business segments are operating), the Board had resolved to change the use of the Net Proceeds.

MANAGEMENT DISCUSSION AND ANALYSIS

The details of the use of the Net Proceeds as at 31 December 2023 are set out as follows:

Intended use of Net Proceeds	Actual use of the Net Proceeds up to 31 December 2023 (RMB'million)	Unutilised balance as at 31 December 2023 (RMB'million)	Proposed use of the unutilised Net Proceeds (RMB'million)
As general working capital of the Group	13.5	2.49	2.49
Investment opportunities	Nil	105.75	105.75
Repayment of bank loans	38.16	N/A	N/A

The bank loans were borrowed by the Company from a licensed bank for a term of 3 years commencing in 2019 and 2021 with the interest rate of HIBOR plus 2.2% per annum. The bank loans were used to inject registered capital in PRC subsidiaries of the Company. Upon maturity of bank loans by December 2022, the Board applied the amount of RMB38.16 million out of the Net Proceeds to repay the bank loans ("Repayment").

When making the Repayment, the Board considered that the unutilised Net Proceeds following the Repayment would be adequate to meet the consideration required to acquire the Target Properties under the Potential Acquisition. In view of the wishes to improve the gearing ratio of the Group and strengthen the Group's efficiency and effectiveness of the capital use and overall financial position, the Company decided to proceed with the Repayment using the Net Proceeds. The Board considers that the Repayment with the Net Proceeds to be in the interest of the Group and the shareholders of the Company as a whole.

For details, please refer to the announcements of the Company dated 30 June 2022, 19 July 2022, and 28 March 2023, respectively.

EVENTS AFTER THE YEAR

Save as disclosed above, there is no event after the Year which would have a material impact on the Company's financial position.



BIOGRAPHICAL DETAILS OF DIRECTORS

EXECUTIVE DIRECTORS

Mr. Cui Mingshou (“Mr. Cui”), aged 56, was appointed as an executive Director, the chairman of the Board and the chairman of the nomination committee (the “Nomination Committee”) of the Company on 6 January 2023. He is currently the chairman of 青島城投國際發展集團有限公司 (Qingdao City Investment International Development Group Co., Ltd.*) (“QCIIIDG”), a wholly owned subsidiary of 青島城市建設投資(集團)有限責任公司 (Qingdao City Construction Investment (Group) Limited*) (“QCCIG”) which is the ultimate controlling shareholder of the Company. Mr. Cui has over 30 years of experience in financial investment, capital operation, bulk commodities trading business and corporate management. Mr. Cui was the deputy general manager of 華青發展有限公司 (China Qingdao Development Limited*), the chairman of 青島城鄉社區建設投資集團有限公司 (Qingdao Urban and Rural Community Construction Investment Group Co., Ltd.*) and the chairman of 青島城鑫控股集團有限公司 (Qingdao Cheng Xin Investment Group Limited*), respectively. Mr. Cui obtained a master’s degree in Business Administration from 西安交通大學 (Xi’an Jiaotong University*).

Mr. Wang Yimei (“Mr. Wang”), aged 45, was appointed as an executive Director, the deputy chairman of the Board, the chief executive officer of the Company on 6 January 2023. He is also a director of a number of subsidiaries of the Company. Mr. Wang is currently a deputy general manager of QCIIIDG and the chairman of China Qingdao Development (Holdings) Group Company Limited (“CQDHG”), the intermediate holding company of the Company. He is also a director of China Qingdao International (Holdings) Company Limited (“CQIH”). CQIH, the Company’s controlling shareholder, is a wholly-owned subsidiary of CQDHG and CQDHG is wholly owned by QCCIG. Mr. Wang has been working in the fields of corporate management, securities and investment and has accumulated substantial practical experience. Mr. Wang was an executive Director from 26 November 2015 to 27 March 2020. Mr. Wang obtained a master’s degree in business administration from 中國海洋大學 (Ocean University of China*).

Mr. Hu Liang (“Mr. Hu”), aged 42, was appointed as an executive Director on 27 March 2020. He graduated from the Department of Economics, Shandong University, Weihai with a Bachelor’s degree in finance. He has over 10 years of extensive experience in finance especially in asset management, financial risk control and financial management. Mr. Hu had worked in the finance department of QCCIG, and served as the head of the risk control department of 青島城鄉社區建設融資擔保有限公司 (Qingdao Urban and Rural Community Construction Financing Guarantee Limited*), and the assistant to general manager of 青島城投資產管理有限公司 (Qingdao City Investment and Assets Management Company Limited*). Mr. Hu is currently the deputy general manager of QCCIG (Hong Kong Area). He is also a director of CQDHG and a number of subsidiaries of the Company.

* For identification purpose only

BIOGRAPHICAL DETAILS OF DIRECTORS

INDEPENDENT NON-EXECUTIVE DIRECTORS

Mr. Yin Tek Shing, Paul (“Mr. Yin”), aged 81, was appointed as an independent non-executive Director on 27 September 2014. Mr. Yin is also a member of each of the Nomination Committee, the remuneration committee (the “Remuneration Committee”) and the audit committee (the “Audit Committee”) of the Company. He acted as President of The Chinese Manufacturer’s Association of Hong Kong from 2008 to 2009. He is currently the permanent honorary president of The Chinese Manufacturer’s Association of Hong Kong, founding chairman of Hong Kong Brand Development Council, a member of the People’s Political Consultative Standing Committee of Qingdao City and founding president of Hong Kong Qingdao Association Limited. Mr. Yin actively participates in serving the community and his services include acting as a member of Trade and Industry Advisory Board, a council member of Hong Kong Productivity Council, a member of Hong Kong Labour Advisory Board, a member of the Central Policy Unit of the Government of the Hong Kong Special Administrative Region (the “HKSAR Government”), a council member of Hong Kong Trade Development Council, and a committee member of Innovation and Technology Commission. He was awarded the Bronze Bauhinia Star by the HKSAR Government in 2003. He was appointed as Justice of the Peace in 2007 and was awarded the Silver Bauhinia Star by the HKSAR Government in 2009.

Mr. Wong Tin Kit (“Mr. Wong”), aged 67, was appointed as an independent non-executive Director on 27 September 2014. Mr. Wong is also the chairman of the Remuneration Committee and a member of each of the Nomination Committee and the Audit Committee. Mr. Wong served in Qingdao Ocean Shipping Company which is directly operated under the Ministry of Transport and is currently president of Xiang Long (Group) International Limited. He is also the chairman of Hong Kong Shandong Business Association, vice president of Shandong Overseas Chinese Chamber of Commerce, vice president of Shandong Province Association of Overseas Liaison and a member of the People’s Political Consultative Standing Committee of Shandong Province.

Ms. Zhao Meiran (“Ms. Zhao”), aged 48, was appointed as an independent non-executive Director on 27 September 2014. Ms. Zhao is also a member of each of the Nomination Committee, the Remuneration Committee and the Audit Committee. Ms. Zhao is a Qingdao entrepreneur engaged in industries including trading and logistics and has extensive experience in corporate management. Ms. Zhao graduated from Shanghai University and currently serves as chairman of Qingdao Jinnuo Auction House, chairman of Qingdao Cheng Kun Trading Company Limited and general manager of America Los Angeles Travel Holiday Company Limited. Ms. Zhao has been an executive member of Qingdao Red Cross Dust Fund since 2010.

Mr. Li Xue (“Mr. Li”), aged 59, was appointed as an independent non-executive Director on 27 September 2014. Mr. Li is also the chairman of the Audit Committee, a member of each of the Nomination Committee and the Remuneration Committee. Mr. Li holds a Master Degree in Economics. He has engaged in the fields of auditing theory and practical research and obtained ample research findings in basic audit theory and environmental auditing theory. He is currently a professor and a tutor for master candidates at the Accounting Department of the Management College of Ocean University of China and the director of Audit and Management Consulting Institute of the Management College of Ocean University of China. Mr. Li is also a council member of Accounting Society of China, a member of China Audit Society, a council member of China Institute of Internal Audit and a member of the Chinese Institute of Certified Public Accountants. Mr. Li has been an independent non-executive director of Ruicheng (China) Media Group Limited, the shares of which are listed on the Main Board of The Stock Exchange of Hong Kong Limited (stock code: 1640), since October 2019 and an independent director of 青島高測科技股份有限公司 (Qingdao Gaoce Technology Co., Ltd.*), the shares of which are listed on Shanghai Stock Exchange (stock code: 688556), since August 2021. He was also an independent director of 上海巴安水務股份有限公司 (SafBon Water Service (Holding) Inc., Shanghai*), the shares of which are listed on Shenzhen Stock Exchange (stock code: 300262), from May 2022 to December 2022. Mr. Li is currently an independent director of each of 青島靖帆新材料科技有限公司 (Qingdao Jingfan New Materials Technology Co., Ltd.*) and 青島海灣化學股份有限公司 (Qingdao Haiwan Chemical Co., Ltd.*).

* For identification purpose only



DIRECTORS' REPORT

The Board presents the annual report of the Company and the audited consolidated financial statements of the Group for the Year.

PRINCIPAL ACTIVITY

The Company acts as an investment holding company. The activities of its subsidiaries are set out in note 1 to the consolidated financial statements of this annual report.

RESULTS AND APPROPRIATION

The results of the Group for the Year are set out in the consolidated statement of profit or loss and the consolidated statement of comprehensive income on pages 69 to 70 of this annual report.

The Board does not recommend the payment of any final dividends for the Year (2022: Nil).

DIVIDEND POLICY

The Company has adopted a dividend policy (the "Dividend Policy") on 30 January 2019. According to the Dividend Policy, the Company considers it appropriate to align the dividend payments with profit and ensure that it is able to pay dividend on a sustainable and affordable basis. The Company may declare dividend in any financial year after taking into consideration the Company's financial position, liquidity and cash flow, capital requirements for future growth, economic conditions and any other factors to be considered by the Directors. The Company will declare dividend out of retained profit under certain circumstances, and therefore there can be no assurance that a dividend will be proposed or declared in any given year. The Company will review the Dividend Policy from time to time as and when considered necessary by the Board.

BUSINESS REVIEW

Business review of the Group for the Year has been stated in "Management Discussion and Analysis" of this annual report. An analysis of the Group's performance during the Year using financial key performance indicators is provided in Financial Summary on page 8 of this annual report.

FIVE YEAR FINANCIAL SUMMARY

A summary of the results and the assets and liabilities of the Group for the last five financial years is set out on page 9 of this annual report.

SHARE CAPITAL

Details of the share capital of the Company during the Year are set out in note 26 to the consolidated financial statements of this annual report.

RESERVES

Movements in reserves of the Group and the Company during the Year are set out on page 73 and in note 37 to the consolidated financial statements respectively. Total distributable reserves of the Company amounted to approximately RMB107,357,000 (2022: RMB111,264,000) as at 31 December 2023.

PROPERTY, PLANT AND EQUIPMENT

Details of the movements in property, plant and equipment of the Group during the Year are set out in note 12 to the consolidated financial statements of this annual report.

INVESTMENT PROPERTIES

The investment properties of the Group were revalued as at 31 December 2023, resulting in revaluation loss of approximately RMB29.2 million (2022: a loss of RMB39.9 million).

Details of movements in the investment properties of the Group are set out in note 13 to the consolidated financial statements of this annual report.

PRINCIPAL PROPERTIES

Particulars of the Group's principal properties are set out on page 142 of this annual report.

BIOGRAPHICAL DETAILS OF DIRECTORS

The biographical details of the Directors are set out in the section headed "Biographical Details of Directors" on pages 18 to 19 of this annual report.

DIRECTORS

The Directors of the Company during the Year and up to the date of this report were:

Executive Directors:

Mr. Cui Mingshou (*Chairman*) (appointed on 6 January 2023)
Mr. Wang Yimei (*Deputy Chairman and Chief Executive Officer*) (appointed on 6 January 2023)
Mr. Hu Liang
Mr. Gao Yuzhen (*Chairman*) (resigned on 6 January 2023)
Mr. Yuan Zhi (*Deputy Chairman and Chief Executive Officer*) (resigned on 6 January 2023)

Non-executive Director:

Mr. Li Shaoran (resigned on 6 January 2023)

Independent non-executive Directors:

Mr. Yin Tek Shing, Paul
Mr. Wong Tin Kit
Ms. Zhao Meiran
Mr. Li Xue

Pursuant to bye-law 87 of the Bye-laws of the Company, Mr. Yin Tek Shing, Paul, Mr. Wong Tin Kit and Mr. Li Xue shall retire from office by rotation and, being eligible, have offered themselves for re-election at the forthcoming annual general meeting.



DIRECTORS' REPORT

DIRECTORS' SERVICE CONTRACTS

Each of the executive Directors has entered into a service contract with the Company for a term of three years and each of the non-executive Director and independent non-executive Directors has entered into a letter of appointment with the Company for a term of three years.

None of the Directors who is proposed for re-election at the forthcoming annual general meeting of the Company has a service contract or a letter of appointment with the Company or any of its subsidiaries which is not determinable by the Group within one year without payment of compensation.

CONNECTED TRANSACTION

Pursuant to Chapter 14A of the Rules Governing the Listing of Securities (the "Listing Rules") on The Stock Exchange of Hong Kong Limited (the "Stock Exchange"), the Company discloses the following connected transaction incurred during the Year.

On 30 December 2022, Bengbu City Huai Yi Construction and Development Ltd.* (蚌埠市淮翼建設發展有限公司) ("BCHYCDL"), an indirect owned subsidiary of the Company, entered into the Construction Agreement with China Nuclear Industry, pursuant to which BCHYCDL agreed to engage China Nuclear Industry to carry out the construction works of the Project (as defined below) at the consideration ("Consideration") of RMB444,676,589.37 (subject to adjustments). As at the date of the Construction Agreement, China Nuclear Industry held 30% equity interest in NEQH Development and Construction Co. Ltd* (核建青控開發建設有限公司) ("NEQH") and the Company held 51% equity interest in NEQH. Accordingly, China Nuclear Industry is a connected person of the Company at the subsidiary level under the Listing Rules. As such, the transactions contemplated under the Construction Agreement constitute connected transactions of the Company under Chapter 14A of the Listing Rules.

Pursuant to the Construction Agreement, China Nuclear Industry will carry out the construction works which shall include the construction of 14 main residential buildings, 2 commercial buildings, a kindergarten, and a basement on the Land located in Huaishang District, Bengbu City, Anhui Province, the PRC, which is expected to be named as the Yong Kang Yuan Southern District Project ("Project").

The primary purpose of the Project is to construct a self-contained district to provide (among others) residential units to accommodate 1,356 farmer families for resettlement.

* For identification purpose only

The Consideration was determined based on the bidding price offered by China Nuclear Industry and will be subject to adjustment based on the Actual Construction Period and the construction works conducted and with reference to the latest published price of labour and materials in Bengbu City and the cost of major construction materials.

The first instalment: Following the construction works of the Project having passed the acceptance inspection and within the second month after the audit to the cost of the construction works by independent construction cost audit firm is completed, 25% of the Consideration shall be paid.

The second instalment: Following the construction works of the Project having passed the acceptance inspection and within the eighth month after the audit to the cost of the construction works by independent construction cost audit firm is completed, 25% of the Consideration shall be paid.

The third instalment: Following the construction works of the Project having passed the acceptance inspection and within the fourteenth month after the audit to the cost of the construction works by independent construction cost audit firm is completed, 25% of the Consideration shall be paid.

The fourth instalment: Following the construction works of the Project having passed the acceptance inspection and within the twentieth month after the audit to the cost of the construction works by independent construction cost audit firm is completed, 25% of the Consideration shall be paid.

Within one month after the construction works of the Project having passed the acceptance inspection, China Nuclear Industry shall submit the complete project settlement information to BCHYCDL for audit. BCHYCDL and the independent construction cost audit firm shall confirm whether the project settlement information meet the requirements within seven days of receipt and audit to the cost of the construction cost shall be completed within three months.

Under the Construction Agreement, BCHYCDL shall be entitled to retain a portion of the Consideration under each instalment of payment as performance guarantee of the Constructor (provided that the total amount of performance guarantee to be retained by BCHYCDL under the Construction Agreement shall not exceed 3% of the Consideration). If China Nuclear Industry fails to maintain the quality of the Project as agreed between the parties to the Construction Agreement and any defects of the Project are identified and confirmed, BCHYCDL shall be entitled to apply the performance guarantee to remedy and maintain the quality of the Project. As at 31 December 2023, the amount of trade payable to China Nuclear Industry was RMB333,788,000, which was unsecured, interest-free and repayable on demand.

For further details of the above connected transaction, please refer to the announcements of the Company dated 30 December 2022 and 30 January 2023, respectively.



DIRECTORS' REPORT

RELATED PARTY TRANSACTIONS AND CONTROLLING SHAREHOLDERS' AND DIRECTORS' INTERESTS IN CONTRACTS

The related party transactions are disclosed in note 33 to the consolidated financial statements and include transactions that constitute connected transactions and continuing connected transactions with which the disclosure requirements under the Listing Rules have been complied.

Save as disclosed above, there was no transaction, arrangement or contract of significance subsisting during or at the end of the Year in which a Director is or was materially interested, whether directly or indirectly and there was no transaction, arrangement or contract of significance to which the Company or any of its subsidiaries was a party and in which a Director had a material interest, whether directly or indirectly, subsisting at the end of the Year or at any time during the Year.

No contract of significance for the provision of services to the Company or any of its subsidiaries by a controlling shareholder or any of its subsidiaries was entered into during the Year.

MANAGEMENT CONTRACTS

No contracts concerning the management and administration of the whole or any substantial part of the business of the Group were entered into or in existence during the Year.

DIRECTORS' INTERESTS IN SHARES

As at 31 December 2023, none of the Directors and the chief executives and their associates of the Company had any interests and short positions in the shares of the Company and its associated corporations (within the meaning of Part XV of the Securities and Futures Ordinance (the "SFO")) which had been notified to the Company and the Stock Exchange pursuant to Divisions 7 and 8 of Part XV of the SFO, or which were recorded in the register required to be kept pursuant to section 352 of the SFO or as otherwise notified to the Company and the Stock Exchange pursuant to the Model Code for Securities Transactions by Directors of Listed Issuers (the "Model Code") as set out in Appendix C3 to the Listing Rules.

SHARE OPTIONS

At the annual general meeting of the Company held on 22 August 2013, the shareholders of the Company conditionally adopted the share option scheme (the "Share Option Scheme"), which became effective on 27 August 2013 and expired on 26 August 2023.

The primary purpose of the Share Option Scheme is to provide incentives to Directors and eligible participants and it remains in force for a period of 10 years commencing from 27 August 2013. Under the Share Option Scheme, the Directors may, at their absolute discretion, invite any person belonging to any of the following classes of participants to take up options to subscribe for shares in the Company:

- (i) any Director, employee, consultant, professional, customer, supplier, agent, partner or adviser of or contractor to the Group or a company in which the Group holds an interest or a subsidiary of such company (the "Affiliate"); or
- (ii) the trustee of any trust the beneficiary of which or any discretionary trust the discretionary objects of which include any Director, employee, consultant, professional, customer, supplier, agent, partner or adviser of or contractor to the Group or an Affiliate; or
- (iii) a company beneficially owned by any Director, employee, consultant, professional, customer, supplier, agent, partner, adviser of or contractor to the Group or an Affiliate.

The total number of shares in respect of which options may be granted under the Share Option Scheme is not permitted to exceed 10% of the shares of the Company in issue as at 22 August 2013 (the "Scheme Mandate Limit") unless approved by the Company's shareholders. The number of shares in respect of which options may be granted to any individual in any one year is not permitted to exceed 1% of the shares of the Company in issue at any point in time, without prior approval from the Company's shareholders. Options granted to substantial shareholders or independent non-executive Directors in excess of 0.1% of the shares of the Company in issue or with a value in excess of HK\$5,000,000 in any 12-month period up to and including the date of grant must be approved in advance by the Company's shareholders.

Options granted must be taken up within 14 days from the date of grant and upon payment of HK\$1 per option. Options may be exercised at any time from the date of grant of the share options to a date to be determined and notified by the Directors or, in the absence of such determination, the earlier of the date on which the options lapse or the 10th anniversary of the date of grant. The exercise price is determined by the Directors, and will not be less than the higher of (i) the closing price of the Company's shares on the date of grant; (ii) the average closing price of the Company's shares for the five business days immediately preceding the date of grant; and (iii) the nominal value of the Company shares.

The Scheme Mandate Limit is 49,927,668, representing 5% of the total number of shares in issue of the Company (i.e. 998,553,360) as at 26 August 2023 (being the expiry date of the Share Option Scheme). There have been no share options granted under the Share Option Scheme since its adoption. The number of share options available for grant under the Scheme Mandate Limit as at 1 January 2023 and 26 August 2023 was both 49,927,668.

DIRECTORS' RIGHTS TO ACQUIRE SHARES OR DEBENTURES

Save as disclosed in the section headed "Share Options" on page 24 of this report, at no time during the Year was the Company, or any of its subsidiaries, a party to any arrangements to enable the Directors to acquire benefits by means of the acquisition of shares in, or debentures of, the Company or any other body corporate. In addition, none of the Directors, or their spouses or children under the age of 18 had any rights to subscribe for shares of the Company or had exercised any such rights during the Year.

EMOLUMENTS OF DIRECTORS AND FIVE HIGHEST PAID INDIVIDUALS

The Group's emolument policy and emoluments of Directors and senior management of the Group are recommended by the Remuneration Committee of the Company and approved by the Board, having regard to their duties and responsibilities with the Company, the prevailing market conditions, the benchmark of the industry and the performance of the Group. Details of the emoluments of the Directors and the five highest paid individuals of the Group are set out in note 8 to the consolidated financial statements of this annual report.

SUBSTANTIAL SHAREHOLDERS INTERESTS

So far as is known to the Directors and chief executives of the Company, as at 31 December 2023, the following persons (other than a Director or chief executive of the Company or their associates) had the following interests and short positions (if any) in the shares and underlying shares of the Company as recorded in the register of the Company required to be kept under section 336 of the SFO.

DIRECTORS' REPORT

Interests in the shares of the Company

Long positions

Name	Capacity	Number of shares held (Note)	Approximate percentage of the Company's total number of shares in issue
青島城市建設投資(集團)有限責任公司 (Qingdao City Construction Investment (Group) Limited*) ("QCCIG")	Interest of a controlled corporation	689,243,266	69.02%
China Qingdao Development (Holdings) Group Company Limited ("CQDHG")	Interest of a controlled corporation	689,243,266	69.02%
China Qingdao International (Holdings) Company Limited ("CQIH")	Beneficial owner	689,243,266	69.02%

Note: These 689,243,266 shares of the Company were held by CQIH, which is a wholly-owned subsidiary of CQDHG. CQDHG is wholly owned by QCCIG. By virtue of the SFO, QCCIG and CQDHG are deemed to be interested in the shares of the Company held by CQIH.

Save as disclosed above, the Company has not been notified of any other interests representing 5% or more of the total number of shares in issue of the Company as at 31 December 2023.

MAJOR CUSTOMERS AND SUPPLIERS

The percentages of purchases and sales attributable to the Group's major suppliers and customers respectively for the Year are as follows:

Purchases

– the largest supplier	55.1%
– five largest suppliers in aggregate	77.3%

Sales

– the largest customer	14.5%
– five largest customers in aggregate	39.5%

None of the Directors, their associates or any shareholders of the Company (which to the knowledge of the Directors owns more than 5% of the Company's total number of shares in issue) has an interest in these major customers and suppliers.

* For identification purpose only

RELATIONSHIP WITH EMPLOYEES, CUSTOMERS AND SUPPLIERS

The employees of the Group are one of the most important assets and stakeholders of the Group and their contribution and support are valuable at all times. The Group regularly reviews its compensation and benefits policies, according to the industry benchmark as well as the individual performance of the employees. Other fringe benefits, mandatory provident fund and share options are provided to retain loyal employees with the aim to form a professional staff and management team that can lead the Group to success.

We value our customers as our business partners and endeavour to provide a high level of quality products and quality service that provide best value for money. With regular professional inspections and testing during the production processes, the Group makes sure its products are safe for use and of excellent quality. The Group also maintains regular communications with its customers regarding the product provision and performance, in order to understand the needs and expectations of its customers and continues to make improvements on the quality of its products. In addition, regular discussions and meetings are held with tenants' team to address operational issues and to build a continuous improvement culture together.

Our suppliers are our business partners and we work with them closely to provide the same level of quality service to our customers. We fully understand that maintaining a reliable and sustainable supply chain is the key to the success of the Group's products. The Group selects suitable suppliers through the supplier assessment process to ensure that the suppliers can meet the required assessment criteria and standards, and deliver quality products and services. Moreover, inspections are carried out to verify the quality and safety standards of the materials and to ensure that they do not cause adverse impacts on the environment.

PRINCIPAL RISKS AND UNCERTAINTIES

The principal financial risks are set out in note 35 to the consolidated financial statements of this annual report.

ENVIRONMENTAL POLICIES AND PERFORMANCE

The Group aims to create long-term value for its stakeholders, to provide a safe working environment to its employees, and to generate a positive impact on the society and the environment.

The Group is committed to supporting the environmental sustainability. The Group's commitment to sustainability is built on three pillars: reducing environmental impact, promoting social responsibility, and achieving economic growth. The Group's performance in protecting the environment is well reflected by our continuous efforts in promoting green measures and awareness in our daily business operations.

Details of the discussion of the environmental policies and performance of the Company are set out in the section headed "Environmental, Social and Governance Report" on pages 41 to 62 of this annual report.

EQUITY-LINKED AGREEMENTS

The Company did not enter into any equity-linked agreements during the Year.

DIRECTORS' INTERESTS IN COMPETING BUSINESSES

During the Year, none of the Directors is considered to have interests in the businesses which are considered to compete or likely to compete, either directly or indirectly, with businesses of the Group pursuant to Rule 8.10 of the Listing Rules.



DIRECTORS' REPORT

SUBSEQUENT EVENTS

Save as disclosed above, there is no event after the Year which would have a material impact on the Company's financial position.

PERMITTED INDEMNITY PROVISION

Pursuant to the Company's Bye-laws, the Directors, secretary and other officers and every auditor of the Company shall be entitled to be indemnified and secured harmless out of the assets and profits of the Company from and against all actions, costs, charges, losses, damages and expenses which they or any of them, shall or may incur or sustain by or by reason of any act done, concurred in or omitted in or about the execution of their duties in their respective offices or otherwise in relation thereto.

The Company has taken out insurance against all losses and liabilities associated with defending any proceedings which may be brought against Directors and other officers of the Company.

COMPLIANCE WITH LAWS AND REGULATIONS

During the Year, the Company was not aware of any non-compliance with any relevant laws and regulations that had a significant impact on it.

PURCHASE, SALE OR REDEMPTION OF THE COMPANY'S LISTED SHARES

Neither the Company nor any of its subsidiaries purchased, sold or redeemed any of the Company's listed shares during the Year.

PRE-EMPTIVE RIGHTS

There are no provisions for pre-emptive rights under the Bye-laws of the Company, or the laws of Bermuda, which would oblige the Company to offer new shares on a pro-rata basis to existing shareholders.

TAX RELIEF AND EXEMPTION OF HOLDERS OF LISTED SECURITIES

The Company is not aware of any tax relief or exemption available to the shareholders of the Company by reason of their holding of the Company's securities.

CORPORATE GOVERNANCE

The Company's corporate governance principles and practices are set out in the Corporate Governance Report on pages 30 to 40 of this annual report.

CHANGE IN DIRECTOR'S INFORMATION

Pursuant to Rule 13.51B(1) of the Listing Rules, the changes in Director's information are set out below:

Name of Director	Details of changes
------------------	--------------------

Mr. Li Xue	resigned as an independent director of 山東青島軟通信息技術股份有限公司 (ShanDong JB Soft&Info Technology Co., Ltd.*) with effect from 30 December 2023.
------------	--

Save for the above changes, there is no other information that is required to be disclosed pursuant to Rule 13.51B(1) of the Listing Rules.

* For identification purpose only

SUFFICIENCY OF PUBLIC FLOAT

Based on the information that is publicly available to the Company and within the knowledge of the Directors, the Company has maintained a public float of its shares as required by the Listing Rules throughout the Year and up to the date of this report.

RETIREMENT BENEFIT SCHEME

The Group operates a mandatory provident fund ("MPF") scheme for its employees. Particulars of the MPF scheme are set out in note 2.4 to the consolidated financial statements of this annual report.

CONFIRMATION OF INDEPENDENCE

The Company has received from each of the independent non-executive Directors an annual confirmation of independence pursuant to the guidelines set out in Rule 3.13 of the Listing Rules and considers all the independent non-executive Directors to be independent.

AUDIT COMMITTEE

The Audit Committee has reviewed, with the management of the Company, the financial statements of the Group for the Year and discussed with the management of the Company on auditing, internal control, risk management systems and financial reporting matters. Information on the composition of the Audit Committee is set out in the Corporate Governance Report on page 33 of this annual report.

AUDITORS

The financial statements for the year ended 31 December 2022 were audited by Messrs. Ernst & Young ("EY"). EY resigned as auditor of the Company with effect from 19 January 2024. On 19 January 2024, the Board resolved, with the recommendation of the Audit Committee, appointed BDO Limited ("BDO") as the new auditor of the Company.

The financial statements for the Year were audited by BDO. BDO shall hold the office until the conclusion of the forthcoming annual general meeting of the Company pursuant to the Bye-laws of the Company. A resolution will be submitted to the forthcoming annual general meeting to re-appoint BDO as the auditor of the Company.

On behalf of the Board

Wang Yimei

Executive Director and Chief Executive Officer

Hong Kong, 27 March 2024



CORPORATE GOVERNANCE REPORT

The Board recognises their mission to create value and maximise returns on behalf of the shareholders of the Company while at the same time fulfilling their corporate responsibilities. Accordingly, the Company strives to promote and uphold a balanced and high standard of corporate governance.

The Company has applied the principles and complied with the code provisions of the Corporate Governance Code (the “CG Code”) as set out in Appendix C1 to the Listing Rules during the Year except for certain deviations disclosed in this report.

BUSINESS STRATEGIES AND BUSINESS MODEL

In accordance with its strategic plans, the Group has through effective allocation of resources from the mainland China as well as integration of capital and business operations successfully turned itself into an enterprise with core areas of business, including leasing of properties, production and sale of education equipment, loan financing, consulting services, and real estate development. Capitalizing on future development opportunities in China and Hong Kong, the Group strives to become an integrated business enterprise that will constantly create value for its Shareholders. Based on its own resources and the internal and external factors of development, the Company will continue to expand its core and environmental protection business to enhance the growth of its services and products in the future. Committed to the promotion of high-quality corporate development, the Company has maintained a corporate culture in which the leadership team and the employees of the Group have demonstrated mutual commitment. This not only reflects the values, philosophy and visions of the corporation, but sets the direction for the achievement of the Group’s strategic objectives and business strategies.

MODEL CODE FOR SECURITIES TRANSACTIONS

The Company has adopted the Model Code for Securities Transactions by Directors of Listed Issuers (the “Model Code”) as set out in Appendix C3 to the Listing Rules as the Company’s code of conduct for dealings in securities of the Company by the Directors. The Company has made specific and reasonable enquiries of all Directors and is satisfied that they have complied with the Model Code throughout the Year.

BOARD OF DIRECTORS

The Board is responsible to the Shareholders and all Directors are collectively responsible for formulating the strategic business direction of the Group and setting objectives for management, overseeing performance and assessing the effectiveness of management strategies.

Composition of the Board

Currently, the Board comprises seven Directors, including three executive Directors, namely, Mr. Cui Mingshou, Mr. Wang Yimei and Mr. Hu Liang, and four independent non-executive Directors, namely, Mr. Yin Tek Shing, Paul, Mr. Wong Tin Kit, Ms. Zhao Meiran and Mr. Li Xue. The biographical details of the Directors are set out on pages 18 to 19 of this annual report. The composition of the Board is well balanced with each Director having sound knowledge, experience and/or expertise relevant to the business operations and development of the Group. All Directors are aware of their collective and individual responsibilities to shareholders of the Company and have exercised their duties with care, skill and diligence and, thereby, have contributed to the performance of the Group.

During the Year, the positions of the chairman and the chief executive officer of the Company were held by separate individuals to ensure a balance of power and authority. Mr. Gao Yuzhen was the Chairman of the Board and Mr. Yuan Zhi was the chief executive officer of the Company. On 6 January 2023, Mr. Cui Mingshou was appointed as the Chairman of the Board and Mr. Wang Yimei was appointed as the chief executive officer of the Company to replace Mr. Gao Yuzhen and Mr. Yuan Zhi respectively, who both stepped down due to job arrangement.



CORPORATE GOVERNANCE REPORT

The Company complied with Rules 3.10(1) and 3.10(2) of the Listing Rules relating to the appointment of at least three independent non-executive directors with at least one independent non-executive director possessing appropriate professional qualification of accounting or related financial management expertise throughout the Year. The Board has received from each independent non-executive Director an annual confirmation of his/her independence and considers that all of them are independent under the guidelines set out in Rules 3.13 of the Listing Rules.

The Company has put in place mechanisms to ensure independent views and input are available to the Board. This is achieved by giving Directors access to external independent professional advice from legal advisers and auditor, as well as the attendance of all independent non-executive Directors at almost all the meetings of the Board and its relevant committees held during the Year.

The Board reviews the implementation and effectiveness of the aforementioned mechanisms on an annual basis. The Board has reviewed the mechanisms and is satisfied with the implementation and effectiveness of such mechanisms.

The Board members have no financial, business, family or other material/relevant relationship with each other.

Term of Appointment of Non-executive Directors

Each of the independent non-executive Directors has entered into a letter of appointment with the Company for a term of three years, subject to retirement and re-election by rotation at the annual general meeting in accordance with the Bye-laws of the Company.

Responsibilities of the Board

The Board reviews the performance of the operating divisions against their agreed targets and budgets on a regular basis and also exercises a number of reserved powers, including but not limited to:

- formulating long-term strategies;
- setting objectives for management;
- approving public announcements including the interim and annual financial statements;
- setting dividend and other important policies;
- approving material borrowings and treasury policies; and
- assessing and committing to major acquisitions, disposals, formation of joint ventures and capital transactions.

The Board has established three Board committees, being the Audit Committee, the Remuneration Committee and the Nomination Committee, to oversee different areas of the Company's affairs.

The Directors are responsible for the preparation of the financial statements of the Company for each financial year and ensuring that they give a true and fair view of the state of affairs of the Group, the operating results and cash flows for that period. The Directors are also responsible for ensuring that proper accounting records which shall accurately reflect the financial position of the Group are maintained at all times.

All Directors have full access to accurate, relevant and timely information of the Group and are able to obtain independent professional advice on issues whenever deemed necessary.

CORPORATE GOVERNANCE REPORT

Continuous Professional Development of Directors

During the Year, the Company provided regular updates on the business performance of the Group to the Directors. The Directors keep abreast of their responsibilities as a Director and the conduct, business activities and development of the Group. Every Director is fully aware of his/her responsibilities and obligations under the Listing Rules and relevant statutory requirements. The Directors are encouraged to participate in continuous professional development courses and seminars to develop and refresh their knowledge and skills to ensure that their contribution to the Board remains informed and relevant.

During the Year, the Directors participated in continuous professional development by way of attending training and/or seminars organized by professional organisations and director training webcasts organized by the Stock Exchange and also reading materials updating new practices, rules and regulations to keep themselves updated on the roles, functions and duties of a listed company director.

A summary of the training received by each Director for the Year is set out in the table below:

Directors	Training/Seminars/ Reading materials
<i>Executive Directors:</i>	
Mr. Cui Mingshou (Note 1)	✓
Mr. Wang Yimei (Note 1)	✓
Mr. Gao Yuzhen (Note 2)	N/A
Mr. Yuan Zhi (Note 2)	N/A
Mr. Hu Liang	✓
<i>Non-executive Director:</i>	
Mr. Li Shaoran (Note 2)	N/A
<i>Independent Non-executive Directors:</i>	
Mr. Yin Tek Shing, Paul	✓
Mr. Wong Tin Kit	✓
Ms. Zhao Meiran	✓
Mr. Li Xue	✓

Note 1: appointed on 6 January 2023

Note 2: resigned on 6 January 2023

Board Meetings

Directors are consulted on matters to be included in the agenda for Board meetings and have accessed to advice and services to ensure that Board meeting procedures and all applicable rules and regulations are followed.

Code provision C.2.7 of the CG Code stipulates that the chairman should at least annually hold meetings with the independent non-executive directors without the presence of other directors. During the Year, no formal meeting was arranged between the Chairman of the Board and the independent non-executive Directors without the other Directors' presence due to tight schedules of the Chairman of the Board and the independent non-executive Directors. The independent non-executive Directors may communicate and discuss with the Chairman directly at any time to share their view on the Company's affairs. The Company considers that there are sufficient channels and communication for discussion of the Company's affairs between the Chairman and independent non-executive Directors in the absence of other Directors.



CORPORATE GOVERNANCE REPORT

BOARD COMMITTEES

Audit Committee

During the Year, the Audit Committee comprised four independent non-executive Directors, namely, Mr. Yin Tek Shing, Paul, Mr. Wong Tin Kit, Ms. Zhao Meiran and Mr. Li Xue (chairman of the Audit Committee). Mr. Li Xue has appropriate professional qualifications and experience as required by the Listing Rules.

The Audit Committee is responsible for reviewing the Group's financial information, overseeing the Group's financial reporting and risk management systems and internal control procedures and the effectiveness of the Group's internal audit function and making recommendations to the Board on the appointment, re-appointment and/or removal of the external auditors, including approving their remuneration and terms of engagement.

The primary duties of the Audit Committee are to review and advise on the accounting principles and practices adopted by the Group, and overview the auditing and financial reporting processes and the risk management and internal control systems of the Group, including reviews of the Group's interim and annual reports.

Code provision D.3.3 of the CG Code stipulates that the Audit Committee must meet, at least twice a year, with the Company's auditor. Since the Company already engaged its then auditor to conduct a review of the Group's financial information in its interim report for the six months ended 30 June 2023, the Audit Committee only met the Company's auditor once during the Year to discuss matters arising from the audit of the Company's annual results for the year ended 31 December 2023 and other matters the auditor may wish to raise.

The Audit Committee held three meetings during the Year.

During the Year, the Audit Committee performed the following duties:

- (a) reviewed the audited consolidated financial statements of the Group for the year ended 31 December 2022 with the external auditors and the unaudited interim consolidated financial statements of the Group for the six months ended 30 June 2023 with recommendations to the Board for approval;
- (b) reviewed the reports on risk management and internal control systems of the Group covering financial, corporate governance, internal control and operational functions;
- (c) considered the independent auditor's independence and fees in relation to the audited consolidated financial statements of the Group for the year ended 31 December 2022, the unaudited interim consolidated financial statements of the Group for the six months ended 30 June 2023 and non-audit related services;
- (d) considered the proposed change of auditors of the Company; and
- (e) reviewed the Audit Planning for the consolidated financial statements of the Group for the Year.

The Audit Committee was satisfied with the adequacy of resources, staff qualifications and experience, training programs and budget of the Group's accounting, internal audit and financial reporting functions for the Year.



CORPORATE GOVERNANCE REPORT

Remuneration Committee

During the Year, the Remuneration Committee comprised four independent non-executive Directors, namely, Mr. Yin Tek Shing, Paul, Mr. Wong Tin Kit (chairman of the Remuneration Committee), Ms. Zhao Meiran and Mr. Li Xue.

The primary duties of the Remuneration Committee are to make recommendations to the Board on the Group's policy and structure for all remuneration of the Directors and senior management and make recommendations to the Board on the remuneration packages of individual executive Directors and senior management. This should include benefits in kind, pension rights and compensation payments, including any compensation payable for loss or termination of their office or appointment.

The Remuneration Committee held one meeting and passed written resolutions during the Year.

During the Year, the Remuneration Committee performed the following duties:

- (a) reviewed and recommended the remuneration packages of the existing Directors and the new Directors; and
- (b) reviewed and recommended the revised terms of reference of the Remuneration Committee.

The emoluments payable to Directors are determined by the Board under the recommendation of the Remuneration Committee with reference to the Directors' duties and responsibilities with the Company, the prevailing market conditions, the benchmark of the industry and the performance of the Group.

Nomination Committee

During the Year, the Nomination Committee comprised one executive Director, namely, Mr. Gao Yuzhen (chairman of the Nomination Committee) and four independent non-executive Directors, namely, Mr. Yin Tek Shing, Paul, Mr. Wong Tin Kit, Ms. Zhao Meiran and Mr. Li Xue. On 6 January 2023, Mr. Cui Mingshou was appointed the chairman of the Nomination Committee in place of Mr. Gao Yuzhen, who stepped down due to job arrangement.

The primary duties of the Nomination Committee are to review the structure, size and composition (including the skills, knowledge and experience) of the Board at least annually and make recommendations on any proposed changes to the Board to complement the Company's corporate strategy and to assess the independence of the independent nonexecutive Directors.

The Nomination Committee held one meeting and passed written resolutions during the Year.

During the Year, the Nomination Committee performed the following duties:

- (a) reviewed individuals suitably qualified to become members, new chairman and deputy chairman of the Board and Board committee(s) (where required) on merit and against objective criteria and with due regard for the benefits of diversity on the Board and select or make recommendations to the Board on the individuals nominated for directorship;
- (b) assessed the independence of the independent non-executive Directors;
- (c) reviewed the structure, size and composition of the Board; and
- (d) reviewed and recommended the retiring Directors standing for re-election at the 2023 annual general meeting;

CORPORATE GOVERNANCE REPORT

Diversity

On 30 January 2019, the Board adopted the revised Board Diversity Policy. Pursuant to the Board Diversity Policy, in reviewing the Board's diversity, the Board will consider including but not limited to gender, age, cultural and educational background, ethnicity, professional experience, skills, knowledge and length of service. New Directors, being individuals who are suitably qualified and expected to make a positive contribution to the performance of the Board and having regards to the criteria stated in the Board Diversity Policy, are identified and submitted to the Board or the shareholders of the Company for approval either to fill vacancies on the Board or to be appointed as additional Directors. The Board, through the Nomination Committee, has reviewed the implementation and effectiveness of the Board Diversity Policy and confirmed that the Board has an appropriate mix of skills and experience to deliver the Company's strategy.

Currently, there was one female Director (Independent Non-executive Director) and six male Directors (comprising three Executive Directors and three Independent Non-executive Directors). Female representation of the Board is approximately 14.3%. The Board targets to maintain at least the current level of female representation and will continue to take opportunities to increase the proportion of female members over time as and when suitable candidates are identified. The Nomination Committee will also continue to monitor and actively consider different aspects of diversity in the boardroom, and recommend further actions or plan to the Board when necessary.

As at 31 December 2023, more than 30% of the Group's workforce was female. The Board considers that the Group's workforce are diverse in terms of gender. The table below summarizes the share of women at different position levels across the Group as at 31 December 2023.

Gender	Level		
	Director	Manager	Employee
Male	6	21	77
Female	1	12	44

Note: The above data is calculated based on the number of total employees of the Group as of 31 December 2023.

On 30 January 2019, the Board adopted the Nomination Policy, which sets out the key selection criteria and nomination procedures of the Nomination Committee in making recommendations to the Board on the appointment of Directors or re-appointment of any existing Director(s) and succession planning for Directors.

According to the Nomination Policy, the ultimate responsibility for selection and appointment of Directors rests with the entire Board or the shareholders in general meeting as the case may be. The Board has delegated the relevant screening and evaluation process to the Nomination Committee, which identifies suitably qualified Director candidates and recommends them to the Board. In assessing the suitability of a proposed candidate, the Nomination Committee takes into consideration the candidate's good character, integrity and competent to act as Director, skills, knowledge and experience in the commercial and professional fields which are relevant to the principal business of the Group, his/her commitment to devoting sufficient time and attention to the Board and on merit, against objective criteria and with due regard to the diversity perspectives set out in the Board Diversity Policy. After undertaking adequate due diligence in respect of the appointment of the proposed candidate to the Board, the Nomination Committee nominates the relevant candidates to the Board for approval and appointment. The Board will make recommendation to the shareholders in respect of the proposed re-election of Directors at general meeting.

The Nomination Committee shall review the Nomination Policy, as appropriate, to ensure its effectiveness. It shall discuss any revisions to the Nomination Policy that may be required and make recommendation to the Board for approval.

The written terms of reference of the Audit Committee, the Remuneration Committee and the Nomination Committee are available on the websites of the Stock Exchange (<http://www.hkexnews.hk>) and the Company (<http://www.qingdaohi.com>).

CORPORATE GOVERNANCE REPORT

Details of the attendance of individual Directors at Board meetings, Board committees meetings, the annual general meeting (the "AGM") held on 30 June 2023 are set out in the table below:

Members of the Board	Number of meetings attended/Eligible to attended				
	Board Meeting	Audit Committee Meeting	Remuneration Committee Meeting	Nomination Committee Meeting	AGM
<i>Executive Directors:</i>					
Mr. Cui Mingshou (appointed on 6 January 2023)	2/4	N/A	N/A	1/1	1/1 [#]
Mr. Wang Yimei (appointed on 6 January 2023)	3/4	N/A	N/A	N/A	1/1 [#]
Mr. Gao Yuzhen (resigned on 6 January 2023)	N/A	N/A	N/A	N/A	N/A
Mr. Yuan Zhi (resigned on 6 January 2023)	N/A	N/A	N/A	N/A	N/A
Mr. Hu Liang	3/4	N/A	N/A	N/A	0/1
<i>Non-executive Director:</i>					
Mr. Li Shaoran (resigned on 6 January 2023)	N/A	N/A	N/A	N/A	N/A
<i>Independent Non-executive Directors:</i>					
Mr. Yin Tek Shing, Paul	3/4	2/3	1/1	1/1	1/1 [#]
Mr. Wong Tin Kit	3/4	2/3	1/1	1/1	1/1 [*]
Ms. Zhao Meiran	4/4	3/3	1/1	1/1	1/1 [*]
Mr. Li Xue	4/4	3/3	1/1	1/1	1/1 [*]

* Attended by telephone

Attended in person



CORPORATE GOVERNANCE REPORT

CORPORATE GOVERNANCE FUNCTION

The Board is responsible for performing the corporate governance duties as set out below:

- (a) to develop and review the Company's policies and practices on corporate governance;
- (b) to review and monitor the training and continuous professional development of Directors and senior management;
- (c) to review and monitor the Company's policies and practices on compliance with legal and regulatory requirements;
- (d) to develop, review and monitor the code of conduct and compliance manual (if any) applicable to employees and Directors; and
- (e) to review the Company's compliance with the CG Code and disclosure in the Corporate Governance Report.

DIRECTORS' AND OFFICERS' LIABILITY INSURANCE AND INDEMNITY

To indemnify the Directors and officers of the Company against all costs, charges, losses, expenses and liabilities incurred by them in the execution of and discharge of their duties or in relation thereto, the Company has arranged insurance cover for this purpose.

FINANCIAL REPORTING

The Directors acknowledge their responsibilities for preparing the consolidated financial statements of the Group. The responsibilities of the Directors are to oversee the preparation of the consolidated financial statements for each financial period which give a true and fair view of the state of affairs of the Group and of its results and cash flows for that period. The Directors have to ensure that the consolidated financial statements of the Group are in accordance with the statutory requirements and applicable accounting standards, adjustments and estimates made are prudent, fair and reasonable and the consolidated financial statements are prepared on a going concern basis. The Directors also acknowledge that the publication of the consolidated financial statements of the Group should be made in a timely manner.

The statement of the independent auditor regarding their reporting responsibilities on the consolidated financial statements of the Group is set out in the Independent Auditor's Report on pages 63 to 68 of this annual report.

RISK MANAGEMENT AND INTERNAL CONTROLS

The Board recognises its responsibility to ensure the Company maintains a sound and effective risk management and internal control systems. The Group's internal control system is designed and established to ensure that assets are safeguarded against improper use or disposal, relevant rules and regulations are adhered to and complied with, reliable financial and accounting records are maintained in accordance with the relevant accounting standards and regulatory reporting requirements, and key risks that may have impact on the Group's performance are appropriately identified and managed. The annual review of the Group's internal controls covers major financial, operational and compliance controls, as well as risk management functions. The internal control system can only provide reasonable and not absolute assurance against material misstatement or loss, as they are designed to manage, rather than eliminate the risk of failure to achieve business objectives.



CORPORATE GOVERNANCE REPORT

The Group's risk management framework includes risk identification, risk assessment, risk treatment and monitoring and reviewing of the effectiveness of the measures. This risk management framework is guided by the three-tier risk management approach. At the first line of defense, business units are responsible for identifying, assessing and monitoring risks associated with each business or deal. The management, as the second line of defense, defines rule sets and models, provides technical support, develops new systems and oversees portfolio management. It ensures that risks are within the acceptable range and that the first line of defense is effective. As the final line of defense, the Audit Committee, with the professional advices and opinions from the external professional consultant by whom internal audit work of the Group was conducted on annual basis, ensures that the first and second lines of defense are effective through constant inspection and monitoring.

The Board has engaged an external professional consultant to review the risk management and internal control systems for the Year. The review covers all material controls, including financial, operational and procedural compliance controls as well as the process for identification, evaluation and management of the significant risks (including Environmental, Social and Governance ("ESG") risks) faced by the Group. The Audit Committee and the Board have discussed and reviewed the results of the review. The Board considers the review effective and adequate. Where appropriate, the external professional consultant's recommendations have been adopted and enhancements to the risk management and internal controls have been made.

The Group has established procedures in handling and dissemination of inside information in an accurate and secure manner and to avoid possible mishandling of inside information within the Group.

ESG COMPLIANCE AND GOVERNANCE

The Group recognises the importance of climate change avoidance and has developed internal strategies aimed at creating sustainable value for its stakeholders and minimizing its negative impact on the environment. To carry out the Group's sustainability strategy from top to bottom, the Board holds ultimate responsibility for ensuring the effectiveness of the Group's ESG strategies, including those relating to climate change.

Dedicated teams have been established within each business division to manage ESG issues and monitor progress toward corporate goals for addressing climate change. These teams are responsible for enforcing and overseeing the implementation of relevant ESG policies throughout the Group and have designated staff members to carry out these tasks.

The Group's management and responsible teams regularly review and adjust its sustainability policies to meet the evolving needs of stakeholders, including those related to climate change. Detailed ESG risk and information on the Group's management approaches for environmental and social aspects including climate change avoidance can be found in various sections of the ESG Report on pages 41 to 62 of this annual report. The Board is satisfied with the adequacy of the Group's resources, staff qualifications and experience, training programs and budget relating to ESG performance and reporting.

CORPORATE GOVERNANCE REPORT

EXTERNAL AUDITOR

During the Year, the fees paid/payable to the auditor and its affiliated firms in respect of audit and non-audit services provided by the auditor and its affiliated firms were as follows:

Nature of services	Amount RMB'000
Audit service	860
Non-assurance services	198

The appointment of BDO Limited as auditor of the Company has been recommended by the Audit Committee and endorsed by the Board and is subject to approval by the shareholders at the forthcoming annual general meeting of the Company.

COMPANY SECRETARY

Mr. Chan Kwong Leung, Eric ("Mr. Chan") is the company secretary of the Company. He is a director of a corporate service provider. Mr. Wang Yimei, an executive Director, was the primary corporate contact person of the Company during the Year.

In accordance with Rule 3.29 of the Listing Rules, Mr. Chan confirmed that he has taken no less than 15 hours of the relevant professional training during the Year.

COMMUNICATION WITH SHAREHOLDERS AND INVESTOR RELATIONS

The Board communicates with its Shareholders and investors through various channels. The Board members meet and communicate with Shareholders and investors at AGMs and other general meetings where shareholders can obtain better understanding of the business and operating performance of the Group. Corporate communications (such as interim and annual reports, notices, circulars and announcements) are available on the websites of the Company and the Stock Exchange.

The Company has adopted the Shareholders Communication Policy, which is available on the Company's website and sets out the Group's objective of ensuring timely, transparent and accurate communications between the Shareholders and the Company. The Board reviewed the Shareholders Communication Policy and the Shareholders and investor engagement and communication activities conducted in 2023 and was satisfied with the implementation and effectiveness of the Shareholders Communication Policy.

SHAREHOLDERS' RIGHTS

Procedures for convening a special general meeting by shareholders

To request to convene a special general meeting, Shareholders holding at the date of deposit of the requisition not less than one-tenth of the paid up capital of the Company carrying the right of voting at general meetings of the Company shall at all times have the right, by written requisition to the Board or the company secretary of the Company, to require a special general meeting to be called by the Board for the transaction of any business specified in such requisition; and such meeting shall be held within two months after the deposit of such requisition. If within twenty-one days of such deposit the Board fails to proceed to convene such meeting, the requisitionists themselves may do so in accordance with the provisions of Section 74(3) of the Companies Act 1981 of Bermuda. For details, please refer to the Bye-laws of the Company.



CORPORATE GOVERNANCE REPORT

Procedures for putting forward proposals at general meetings

The following Shareholders can submit a written requisition to move a resolution at a general meeting of the Company:

- (i) any number of Shareholders representing not less than one-twentieth (5%) of the total voting rights of all Shareholders having at the date of the requisition a right to vote at the general meeting; or
- (ii) not less than one hundred (100) Shareholders.

The requisition specifying the proposal, duly signed by the Shareholders concerned, together with a statement of not more than 1,000 words with respect to the matter referred to in the proposal must be deposited at the Company's principal place of business in Hong Kong at Unit No. 8, 26th Floor, Tower 1, Admiralty Centre, No. 18 Harcourt Road, Hong Kong. The Company would take appropriate actions and make necessary arrangements, and the Shareholders concerned would be responsible for the expenses incurred in giving effect thereto in accordance with the requirements under Sections 79 and 80 of the Companies Act 1981 of Bermuda once valid documents are received.

Procedures for directing Shareholders' enquiries to the Board

Shareholders may at any time send their enquiries and concerns to the Board in writing through the following channel:

The Board of Directors
Qingdao Holdings International Limited
Unit No. 8, 26th Floor
Tower 1, Admiralty Centre
No. 18 Harcourt Road, Hong Kong
Email: info@qingdaohi.com

Shareholders may also direct enquiries to the Board at the general meetings of the Company.

CHANGES IN CONSTITUTIONAL DOCUMENTS OF THE COMPANY

At the 2023 Annual General Meeting, a special resolution was passed by shareholders to amend the Company's Bye-laws in order to, amongst others, comply with the Core Shareholder Protection Standards as set out in Appendix A1 to the Listing Rules; and incorporate certain housekeeping changes. The amended and restated Bye-laws of the Company is available on the respective websites of the Company and the Stock Exchange.

ENVIRONMENTAL, SOCIAL AND GOVERNANCE REPORT

SUSTAINABLE DEVELOPMENT OBJECTIVES

The Board of the Group understands its responsibility and is committed to leading and stewarding the Group with the aim to create long-term value and to be economically, socially, and environmentally sustainable to its stakeholders, and to generate a positive impact on the society and the environment. This Environmental, Social, and Governance (“ESG”) report (the “Report”) discloses the Group’s impacts on the environment and society, and the Board’s commitment to sustainable development practices and its vision for addressing the challenges of climate change, pollution, and ethical footprints.

The Group has set ambitious sustainable development objectives, focusing on reflecting our commitment to offering high quality goods and services, promoting social responsibility, and achieving economic growth while minimizing our planet’s adverse impact. The Group’s vision includes:

Environmental – Transition to net zero

1. Carbon neutrality: The Group is committed to becoming carbon neutral by reducing its greenhouse gas emissions.
2. Sustainable operations: The Group will promote sustainable operations by adopting green energy practices, reducing waste, and increasing resource efficiency.
3. Sustainable supply chain: The Group will work with its suppliers to promote sustainable practices throughout its supply chain, including responsible sourcing of materials and products.
4. Advocacy and leadership: The Group will use its influence and expertise to advocate for policies and practices that promote sustainability and address climate change. It will also work to raise awareness of the importance of sustainability among its stakeholders.

Social – Building inclusion and resilience

1. The Group provides enhanced working conditions, education and training.
2. The Group fosters an equal, diverse and inclusive culture.
3. The Group plays a stewardship role in human rights protection.
4. The Group makes a positive contribution in the communities.

Governance – Acting responsibly

The Group will design and conduct strong governance. A diverse Board of Directors will embed ESG across the management structures, processes, and policies, with robust measurement and reporting structures in place.



ENVIRONMENTAL, SOCIAL AND GOVERNANCE REPORT

Sustainability Statement of the Board

The Group's commitment to sustainability is built on three pillars: reducing environmental impact, promoting social responsibility, and achieving economic growth. The Group believed that by focusing on these areas, it can contribute to a more sustainable world while also securing the long-term success of the Group.

To reduce environmental impact, the Group strives to reduce its greenhouse gas emissions and usage of resources. Through identifying areas where the Group can reduce its environmental footprint, such as energy consumption, waste management, and transportation. The Group also works to source materials and products from sustainable sources and promote circular economy principles.

Promoting social responsibility is an essential aspect of the Group's sustainability strategy. The Group is committed to promoting diversity, equity, and inclusion throughout its operations and supply chain, ensuring that the operations and products are produced in compliance with the highest social and ethical standards. The Group also strives to promote sustainability within the local communities, supporting initiatives that promote environmental stewardship and social responsibility.

The Group believed that sustainability and economic growth are not mutually exclusive. By pursuing sustainable practices, it can drive innovation, reduce costs, and increase efficiency, ultimately leading to a more prosperous future. The Group will continue to explore in new technologies and research to promote sustainability and drive long-term growth.

ESG Approach and Commitment

The Group recognizes that ESG factors are crucial indicators of a company's non-financial performance, valuation, risk management, and regulatory compliance. The Group has adopted a comprehensive approach to ESG reporting that includes assessing and evaluating ESG-related risks, reporting performance, setting strategic goals, supervising management effectiveness, and ensuring operational compliance with relevant legal and regulatory requirements. The Group has demonstrated a commitment to transparency and accountability, both qualitative information and quantitative are provided in the Report ensuring that its stakeholders are kept informed of its sustainability performance.

Reporting Scope and Boundary

The scope of the Report covers the Group's practices, performance, and outcomes of the Group's principal operating activities in the areas of environmental, social, and governance considerations from 1 January 2023 to 31 December 2023 (the "Reporting Period"). The Group is principally engaged in key business areas such as investment property leasing, loan financing, and the distribution of digital Chinese calligraphy educational equipment. The Group has operations in Hong Kong, Qingdao, and Jinan, the PRC. The total operation area, comprising the Group's headquarters, offices, and factory, was 5,506.01 square metres ("m²") (2022: 5,506.01 m²).

ENVIRONMENTAL, SOCIAL AND GOVERNANCE REPORT

Reporting Guidelines

The Report has been prepared with reference to the Environmental, Social and Governance Reporting Guide (the “ESG Reporting Guide”) set out in Appendix C2 to the Listing Rules. The Report complied with the “comply or explain” provisions of the ESG Guide during the Reporting Period.

Reporting Principles

This Report is prepared based on the following basic principles:

Materiality	The Group has made an objective and systematic materiality assessment that prioritizes the issues affecting the operation, and the policies, measures and performance of the Group in terms of environmental and social aspects. Details and results are presented in the section headed “Materiality Assessment” in this ESG Report.
Quantitative	The Group has disclosed key performance indicators (“KPI” or “KPIs”) with comparative data, mainly on the environmental and social aspects, and has provided relevant standards, methodologies, assumptions, calculation tools and sources of conversion factors when applicable.
Balance	The ESG Report provides an unbiased picture on the ESG performance to as to avoid selections, omission, or presentation formats that may inappropriately influence a decision or judgement by the Report readers.
Consistency	The ESG Report incorporated consistent reporting techniques and calculation methodologies so that the ESG Report readers can rely on the preciseness of data. Any changes to the reporting techniques and calculation methodologies will be disclosed.

Review and Approval

The ESG Report for the Reporting Period has been reviewed and approved by the Board of the Company.







Data Collection

Data in this ESG Report are extracted from the Group’s internal management system and statistics, during the year or in previous years. The Group’s dedication to gathering and analysing relevant data, formulating and implementing policies, and monitoring progress is evident throughout the Report.

ENVIRONMENTAL, SOCIAL AND GOVERNANCE REPORT

STAKEHOLDER ENGAGEMENT

To actively engage with stakeholders, including policymakers, regulators, employees, investors, customers, suppliers, and community members, the Group has established various channels to understand their expectations and concerns so that enhance our performance in sustainable development and implement tangible actions. Below are the communication channels between the Group and stakeholders and their concerned topics.

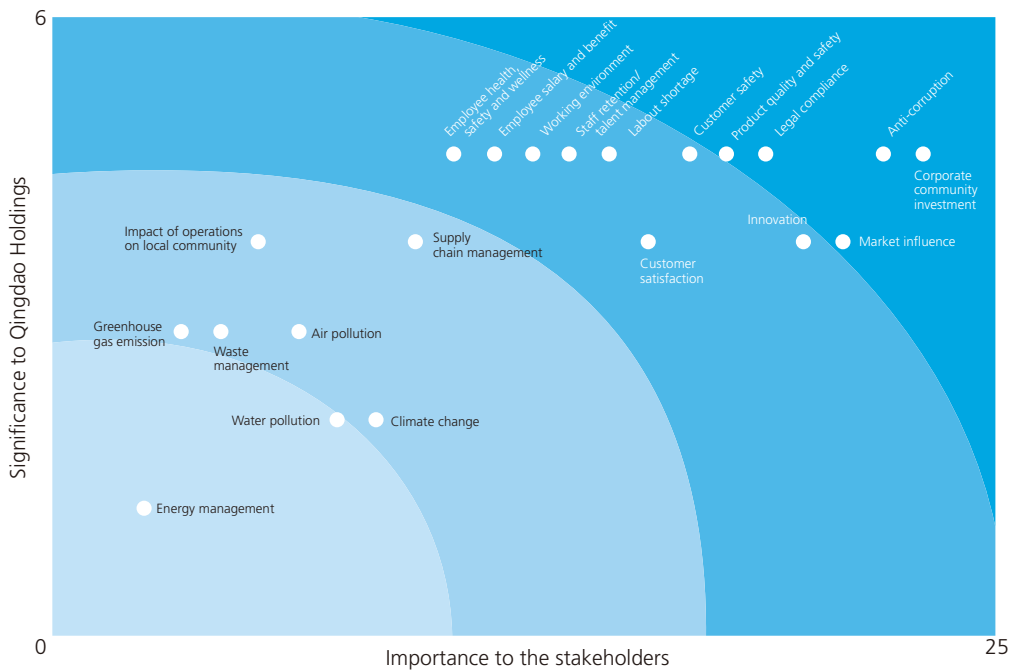
Stakeholders	Areas of ESG Concerns	Engagement Approaches
Community 	<ul style="list-style-type: none"> • Community development; • Employment opportunities; • Environmental protection; and • Social welfare. 	<ul style="list-style-type: none"> • Corporate website; • Community service activities; • Media enquiry; and • Press releases and announcements.
Customers 	<ul style="list-style-type: none"> • Product safety and service quality; • Commercial credibility; • Consumer data protection; and • Operational compliance. 	<ul style="list-style-type: none"> • Brochures and leaflets; • Customer service hotline; • Comments and complaint channels; and • Press releases and multimedia.
Employees 	<ul style="list-style-type: none"> • Rights and benefits of employees; • Training and development; • Working environment and occupational safety; and • Equal opportunities. 	<ul style="list-style-type: none"> • Regular meetings and team briefings; • Employee trainings; • Performance appraisals; • Notices and circulars; and • Emails and other electronic communications.
Investors and Shareholders 	<ul style="list-style-type: none"> • Business strategies and performances; • Effective corporate governance; • Sustainable profitability; and • Investment returns. 	<ul style="list-style-type: none"> • Annual general meeting and notices; • Financial statements, reports and announcements; • Corporate website; • Investors briefings; and • Press releases.
Suppliers and Business Partners 	<ul style="list-style-type: none"> • Payment schedule; • Demand stability; • Operational compliance; and • Quality services and products. 	<ul style="list-style-type: none"> • Contracts and agreements; • Business meetings, supplier conferences and interviews; • Quotations and tendering process; and • Supplier appraisal, assessment and evaluation.
Government and regulatory authorities 	<ul style="list-style-type: none"> • Compliance with the Listing Rules; • Timely and accurate announcement; • Tax payment as required; and • Disclosure of information and submission of materials. 	<ul style="list-style-type: none"> • Interaction and meetings; • Training and seminars; • Financial statements, reports and announcements; and • Annual reviewal process.

ENVIRONMENTAL, SOCIAL AND GOVERNANCE REPORT

MATERIALITY ASSESSMENT

The Group has evaluated the materiality and importance of ESG aspects which require to be taken into account by identification, prioritization, and validation. The Group reviews the potential impact of the issue on the Group and its stakeholders and the level of stakeholder concern about the issue through engagement activities with a range of internal and external stakeholders.

The result of the materiality assessment of ESG issues is shown as below:



STAKEHOLDER FEEDBACK

The Group highly values the opinions of the relevant stakeholders and welcomes feedback through the following contact methods:

Address: Unit No. 8, 26th Floor, Tower 1 Admiralty Centre, 18 Harcourt Road, Admiralty, Hong Kong

Email: info@qingdaohi.com

ENVIRONMENTAL, SOCIAL AND GOVERNANCE REPORT

ENVIRONMENTAL PERFORMANCE

The Group acknowledges the potential environmental impacts associated with the operational activities and concerns about climate change and environmental degradation. The Group will continuously endeavor to build a sustainable future for the planet by complying with appropriate environmental protection laws and regulations, promoting environmental sustainability principles and engagement among stakeholders, establishing the ESG management approaches and enhancing ESG management system as well as maintaining communication between the Group and stakeholders.

Emissions Policy

While the activities of the Group's businesses were mainly conducted indoor, the Group does not generate significant adverse effects on the environment, for example, the Group did not contribute to air (dust and residues), water, and noise pollution during the Reporting Period. In spite of this, the Group is committed to meeting high environmental standards and abides by all material aspects of applicable environment protection laws and regulations in the PRC, including but not limited to the following:

- The Environmental Protection Law of the PRC;
- The Energy Conservation Law of the PRC;
- Law of the PRC on the Prevention and Control of Water Pollution;
- Law of the PRC on the Prevention and Control of Pollution from Environmental Noise;
- Law of the PRC on the Prevention and Control of Environmental Pollution by Solid Waste.

During the Reporting Period, the Group did not violate any environmental protection laws or regulations in the region of its operation, nor was it subject to significant fines, non-monetary penalties, and litigation relating to environmental violations.

Exhaust Gas Emissions

The Group's exhaust emissions come from motor vehicles using gasoline and diesel for commuting and transportation. These vehicles generate direct air pollutants including nitrogen oxides ("NOx"), sulfur oxides ("SOx"), and particulate matter ("PM").

Types of Exhaust Gas	2023	2022	2021
	Emission Data (kilogram) ("kg")		
Nitrogen Oxides (NOx)	3.91	2.81	2.86
Sulphur Dioxide (SO ₂)	0.05	0.05	0.05
Particulate Matter	0.29	0.21	0.21

ENVIRONMENTAL, SOCIAL AND GOVERNANCE REPORT

Carbon Footprint – Greenhouse Gas Emissions

Carbon footprint is the total amount of direct and indirect emissions of greenhouse gas (“GHG”) expressed in terms of equivalent amount of carbon dioxide (“CO₂-e”) emission. The Group continuously endeavor to properly identify and record the GHG amount to transit to a net-zero company in the future.

During the Reporting Period, the total net GHG emissions generated by the Group was 125.44 tonnes of carbon dioxide equivalent (“tCO₂-e”) (mainly carbon dioxide, methane, and nitrous oxide) (2022: 116.05 tCO₂-e), and the emission intensity was increased by approximately 9.52% year-over-year to 0.023 tCO₂-e/m² (2022: 0.021 tCO₂-e/m²).

Scope	Sources of GHG emissions	2023	2022	2021
		GHG* emissions (in tCO ₂ -e)		
1	Mobile-Gasoline & Diesel	9.79	10.52	9.98
2	Purchased electricity	85.39	91.06	84.24
3	Disposal of paper waste	29.86	13.94	28.59
	Fresh water processing	0.40	0.36	0.27
	Sewage water processing	–	0.17	0.14
Total GHG* emissions		125.44	116.05	123.21
Carbon Emission Intensity per m²		0.023	0.021	0.024

* The GHG is calculated according to the “Guidelines to Account for and Report on Greenhouse Gas Emissions and Removals for Buildings (Commercial, Residential or Institutional Purposes) in Hong Kong” jointly published by Environmental Protection Department and Electrical and Mechanical Services Department.

Reducing Hazardous and Non-hazardous Waste

During the Reporting Period, the operating activities of the Group did not generate hazardous waste directly. In spite of that, we still actively keep updated with environmentally friendly technologies to minimize the use of hazardous materials directly or indirectly.

Non-hazardous wastes produced by the Group are mainly due to general office waste and paper, printed matters, and stationery waste. During the Reporting Period, the total paper and printed matters consumption to be reported accounted for 6.22 tonnes. Waste reduction is the focus of our emission control efforts. The Group has reinforced waste management methods including duplex printing, the use of recycled papers and reusable products, promoting a paperless office, and document digitalization. Municipal solid waste was another non-hazardous waste generated by the employees during work. It was properly classified according to its recycling nature and collected for recycling and disposal.



ENVIRONMENTAL, SOCIAL AND GOVERNANCE REPORT

Emissions Target

The Group actively joins the global efforts in mitigating air and greenhouse gas emissions and thus formulated a series of environmental targets, policies, and measures that aim to reduce the operational impact on the environment. The Group's disclosed targets may be revised to reflect operational changes or upon which emissions management is considered to be a material topic. The Group shall achieve these environmental targets by:

- Control the emissions as well as resource consumption through energy conservation practices including deploying energy efficient lighting, switching off idle lighting, computers and electrical appliances and equipment, monitoring water consumption, using digital technology and recycled paper, encouraging the use of public transport, and using tele or video conferencing as an alternative to business travel;
- Prioritize the procurement of products made from materials with longer durability and a lower carbon footprint.

Promoting Sustainable Use of Resources

The Group actively promotes various measures for the efficient use of resources and sets out targets for energy-saving and emission reduction purposes among the employees. During the Reporting Period, the Group's primary resource consumption were gasoline, diesel, electricity, water, paper, and packaging materials.

Fossil Fuel Consumption – Gasoline and Diesel

During the Report Period, the Group consumed 3,523.95 litre ("l") of gasoline and 160.02 l of diesel which constituted 7.8% of the Group's total carbon footprint. The Group conducts regular vehicle maintenance to ensure optimal vehicle performance and fuel efficiency.

Energy Consumption – Electricity and Water

The total electricity consumption was 115,085.10 kilowatt-hours ("kWh") and constituted 68.07% of the Group's total carbon footprint, which is used to support lighting, air-conditioning, and electrical appliances and equipment.

The total water consumption was 933 tonnes and does not entail a significant percentage of the Group's total carbon footprint. Water is primarily used for daily operation activities.

Paper and Printed Matters Consumption

The total paper and printed matters consumption constituted 23.80% of the Group's total carbon footprint, a total of 6.22 tonnes of paper was used for administration, marketing, and report publication purposes. Reducing the consumption of paper in its offices has been one of the environmental objectives of the Group, all employees were actively reusing and recycling paper to reduce waste, and using email and media to communicate.

Packaging Material Used for Finished Products

The Group utilized a range of packaging materials, including plastic wrapping, stretch films, foam board, and adhesive type, to package finished calligraphy educational equipment for protection and transportation. In total, approximately 19.30 tonnes of packaging materials were used during the Reporting Period. The Group is committed to exploring innovative solutions and encouraging the suppliers and the employees to reduce the consumption of packaging materials.

ENVIRONMENTAL, SOCIAL AND GOVERNANCE REPORT

The following table provides a summary of the Group's resource consumption:

Scope Sources of GHG emissions	2023		2022		2021	
	Consumption	Intensity	Consumption	Intensity	Consumption	Intensity
1 Mobile – Gasoline & diesel	3,683.97 l	0.08 tCO ₂ -e per capita	3,889.80 l	0.09 tCO ₂ -e per capita	3,701.97 l	0.08 tCO ₂ -e per capita
2 Purchased electricity	115,085.10 kWh	20.90 kWh/m ²	112,572.20 kWh	20.45 kWh/m ²	104,154.00 kWh	24.17 kWh/m ²
3 Disposal of paper waste	6,221.37 kg	0.25 tCO ₂ -e per capita	2,904.01 kg	0.12 tCO ₂ -e per capita	5,955.66 kg	0.22 tCO ₂ -e per capita
Water processing	933.00 m ³	0.003 tCO ₂ -e per capita	830.00 m ³	0.004 tCO ₂ -e per capita	652.67 m ³	0.003 tCO ₂ -e per capita
Packaging Materials	19,301.50 kg	0.46 kg/RMB'000 revenue [^]	33,509.75 kg	0.59 kg/RMB'000 revenue [^]	2,184.25 kg	0.032 kg/RMB'000 revenue [^]

[^] During the Reporting Period, the total revenue of the Group was RMB42,305,000 (2022: RMB56,601,000, 2021: RMB69,300,000).

Efficiency Target

The Group has initiated policies to raise awareness and adopt measures to save energy and enhance usage efficiency, which is elaborated on in the section "Emissions Target".

The Group's business nature does not consume substantial water usage. However, the Group always promotes water conservation ethos among stakeholders and targets to reduce water consumption through the following practices:

- Encourage employees to pay attention to the importance of water conservation;
- All employees should be responsible for water saving and develop a good habit of water consumption;
- If a case of excessive consumption is found, measures should be taken immediately to minimize water wastage.

The Environment and Natural Resources

The Group does not identify any significant impacts of activities on the environment and natural resources during the Report Period. Nevertheless, the Group continues to monitor any possible adverse impacts and is committed to controlling the consumption of resources as well as documenting its emissions. As the expectations on corporate responsibility increase, the Group promotes sustainability as one of its business approaches to creating long-term value for its stakeholders. The Group complied with the relevant environmental laws and regulations in Hong Kong and the PRC and shall adhere to international standards and our green office management practices.

ENVIRONMENTAL, SOCIAL AND GOVERNANCE REPORT

Tackling Climate Change

The Group is committed to mitigating climate-related risk by conducting an assessment to identify potential risks and impacts associated with climate change. The steps taken by the Group to identify, evaluate, and manage significant risks (including significant climate-related issues) are summarised as follows:

Identify climate-related hazards: the Group has assessed the physical and transitional risks they face from climate-related hazards.

Physical risks	Transition risks
<ul style="list-style-type: none">• Extreme precipitation• Typhoons• Flood• Heat waves• Thunderstorms• Sea level rise	<ul style="list-style-type: none">• Enhanced emissions-reporting obligations• Mandates and regulations of existing products and services• Substitution of existing products and services with lower emissions options

Evaluate exposure and vulnerability: the Group evaluated its exposure and vulnerability to these hazards, taking into account factors such as its supply chain, operations, assets, and financial performance.

Analyse potential impacts: the Group analysed the potential impacts of climate change on its operations, financial performance, and reputation. Assessing the impact of physical damage from extreme weather events, changes in resource availability, and changes in customer demand. According to the above analysis, acute physical risks such as extreme precipitation, typhoons, sea level rise, and heat waves may occasionally disturb the Group's business operations, e.g., fewer on-site workdays and logistics issues. The Group may also face more strict climate change-related disclosure obligations in the future.

Develop risk management strategies: the Group has developed strategies to manage and mitigate its climate-related risks by reducing greenhouse gas emissions, diversifying its supply chains, engaging with stakeholders to raise awareness of climate risks and encourage action to mitigate them, and incorporating climate risk into its decision-making processes. The Group will also actively keep updated with and seek insights into those rules and regulations.

Monitor and review: the Group has concluded that climate-related risks do not have a material impact on its business. Nevertheless, the Group regularly monitors and reviews its risk management strategies to ensure they remain effective in the face of changing climate risks.

EMPLOYMENT AND LABOUR PRACTICES

Employment Policy

To ensure its success and future growth, the Group recognizes that the employees are our most valuable assets and endeavours to provide a stimulating and harmonious work environment for the employees. The Group's employee handbook outlines the Group's employment policy, including the harmonious culture, HR management, company policy, work specifications, remuneration and benefits, and labor discipline. It adheres to general principles that prioritize fair compensation and compliance with employment regulations, such as the Employment Ordinance and the Minimum Wage Ordinance in Hong Kong and related employment regulations in the PRC.

ENVIRONMENTAL, SOCIAL AND GOVERNANCE REPORT

To maintain a sustainable and productive workforce, the Group provides equal opportunities to its employees in terms of recruitment, training and development, job advancement, and remuneration and benefits. The Group's remuneration policies are designed to attract, retain, and motivate employees, thereby ensuring a fair, productive, and sustainable workforce. The Group's human resource management objectives include rewarding and recognizing employees through an annual performance appraisal system based on their job performance, knowledge, and experience.

During the Reporting Period, there was no reported incident of noncompliance with laws and regulations relating to employment practices.

Workforce and Turnover

As at 31 December 2023, the Group has a total number of 121 (2022: 119) full-time employees. The employee composition of the Group was summarised in the following table.

Employee Structure		2023	2022	2021
Total number of employees		121	119	129
By gender	Male	63.6%	64.7%	66.7%
	Female	36.4%	35.3%	33.3%
By age	18–25	14.0%	14.3%	16.3%
	26–35	43.8%	46.2%	41.8%
	36–45	25.6%	20.2%	29.5%
	46–55	12.4%	14.3%	9.3%
	56 or above	4.1%	5.0%	3.1%
By employee category	Director and senior management	9.1%	6.7%	6.2%
	Middle management	24.0%	26.9%	18.6%
	General employee	66.9%	66.4%	75.2%
By geographical region	Hong Kong	9.9%	4.2%	3.9%
	The PRC	90.1%	95.8%	96.1%

ENVIRONMENTAL, SOCIAL AND GOVERNANCE REPORT

The Group is highly focused on managing employee turnover and is dedicated to retaining its top talent to create a more stable and productive work environment. To tackle employee turnover, the Group has implemented a range of strategies, including enhancing employee engagement, providing superior training and development opportunities, offering highly competitive compensation and benefits packages, and ensuring seamless communication between management and employees. These measures are designed to boost employee satisfaction and create a positive work culture that motivates employees to stay with the company long-term. The Group is committed to maintaining a highly skilled and dedicated workforce that can drive the company's long-term success.

Employee Turnover Rate		2023
By gender	Male	28.4%
	Female	14.1%
By age	18-25	75.6%
	26-35	3.8%
	36-45	25.0%
	46-55	16.7%
	56 or above	0.0%
By employee category	Director and senior management	52.2%
	Middle management	31.1%
	General employee	17.4%

Occupational Health and Safety Policy

The Group values its employees and is committed to providing a safe and healthy work environment. The Group has developed an occupational health and safety policy that prioritizes employee well-being based on the needs of the workplace. Maintaining the health and safety of employees is an important material aspect of the Group, and the Group ensures compliance with relevant occupational health and safety regulations.

The Group periodically provides its employees with updated policies, training, and instructions on health and safety precautions, as well as good workplace practices that are tailored to the nature of their work and working environment. The Group also recognizes the importance of work-life balance and offers flexible working arrangements to support its employees' well-being. Through these efforts, the Group aims to foster a positive work environment that promotes employee satisfaction and productivity.

Despite we are now in the post-pandemic economic recovery, the Group continuously takes precautionary and hygienic measures to protect the employees' health and safety.

ENVIRONMENTAL, SOCIAL AND GOVERNANCE REPORT

During the Reporting Period, the Group remained fully compliant with all relevant health and safety regulations, and no non-compliance incidents were reported.

Occupational Health and Safety Data	2023	2022	2021
Number of work injury cases	0	0	0
Number of work-related fatalities	0	0	0
Lost days due to work injury	0	0	0
Work injury rate	0	0	0

Human Resources Development and Training

The Group recognizes the importance of employee development and is committed to fostering employee growth. To achieve this, the Group provides its employees with a range of learning opportunities that aim to improve their knowledge and skills. These learning opportunities include both external professional training and on-the-job training, which is designed to enhance employees' job-related competencies and performance, and support their personal development.

The Group also encourages lifelong learning, and in line with this mission, the Group also provides an educational grant for employees who wish to pursue further studies or acquire new skills. This grant is aimed at supporting employees' career development paths and enabling them to keep up with emerging technologies and industry trends.

To track the effectiveness of its training programs, the Group maintains records of the training hours completed by employees in each category. The data presented in the following table reflects the number of training hours completed by employees in each category, providing insight into the Group's commitment to employee development and the success of its training initiatives.

Training Hours	2023	2022	2021
Total (in hours)	8	281	181
Average (per employee)	2.0	2.4	1.4
By gender (Average training hours per employee)			
Male	2.0	2.5	N/A*
Female	2.0	2.0	N/A*
By employee category (Average training hours per employee)			
Directors and senior management	2.0	3.5	2.0
Middle management	2.0	6.6	5.7
General employee	0	0.5	0.3

* Data not available



ENVIRONMENTAL, SOCIAL AND GOVERNANCE REPORT

Labour Practices and Compliance

During the Reporting Period, the Group remained committed to complying with applicable laws and regulations on employment, child, and forced labour practices. To communicate its commitment to its employees and protect them from discrimination, the Group's employee handbook clearly outlines ground rules and regulations concerning employment and labour standards, remuneration and benefits, leave and holidays, training and development, business conduct and ethics, and occupational health and safety.

Recruitment of employees is strictly guided by the procedures set out by the Group's human resource department to ensure that suitable candidates are recruited in accordance with relevant laws and job requirements. Throughout the Reporting Period, the Group remained compliant with all applicable laws and regulations that have significant impacts on the Group, including those related to compensation and dismissal, recruitment or promotion, working hours, rest periods, equal opportunities, diversity, anti-discrimination, and other benefits and welfare.

OPERATING PRACTICES

Supply Chain Management

The Group places great emphasis on its supply chain management system as it plays a critical role in ensuring that products and services are procured in an honest, competitive, fair, and transparent manner. The Group expects its suppliers to adhere to ethical and responsible business practices and thus follows a strict selection process when choosing suppliers based on tender terms such as quality, price, and delivery date, as well as the suppliers' reputation and financial reliability. The Quality Inspection Department is responsible for maintaining a record of qualified suppliers, with suppliers of important materials with a long-standing relationship required to provide sufficient quality certification documents. New suppliers must undergo sample testing and batch trials before being considered for inclusion on the approved supplier list, while general material suppliers must pass sample verification and small batch trials to maintain their qualification status.

The Purchasing Department of the Group periodically evaluates the auxiliary materials purchased based on supply inspection records. Suppliers found to have quality issues are given two corrective measures handling sheets to make improvements, and their qualification for supply is cancelled if there is no significant improvement. To maintain the quality of supplies, the Purchasing Department conducts an annual re-evaluation of qualified suppliers, taking into consideration factors such as quality and delivery time. If a supplier's evaluation score falls below a certain threshold, their qualification for supply may be cancelled. These measures ensure that the Group's supply chain management system operates with integrity and that suppliers are held accountable for the quality of products and services they provide.

ENVIRONMENTAL, SOCIAL AND GOVERNANCE REPORT

Supplier Engagement

The Group understands that strategic suppliers who offer reliable, high-quality, environmentally friendly, safe, and technologically advanced products are critical to meet its growing needs and those of its customers. To ensure product and service quality, and promote environmentally preferable products and services, suppliers are selected based on prescribed criteria. The Group requires the suppliers not to violate environmental and social requirements, including but not limited to the following:

- Prohibition of child and forced labor;
- Prohibition of excessive hazardous waste and illegal emissions;
- Prohibition of environmental non-compliance;
- Prohibition of corruption and money laundering.

The Group updates its approved supplier list periodically and communicates it to employees annually. This helps to ensure that employees have access to the most up-to-date supplier information and are able to make informed decisions when selecting suppliers for their procurement needs. By keeping employees informed and up-to-date, the Group is able to maintain a consistent level of quality in its supply chain management system. During the Reporting Period, the Group had 74 products and services suppliers (2022: 60, in Hong Kong and the PRC) on the approved supplier list in the PRC, which was reviewed periodically and updated for employees.

Product Responsibility and Quality Assurance Process

The Group is committed to providing high-quality products and responsible services to its customers. To achieve this, the Group regularly monitors, reviews, and updates its policies and procedures for product quality improvement, customer due diligence, record-keeping, customer protection, and employee training. The Group has also redefined operations and service flow to improve customer experience and ensure professional and attentive services. Customers can reach out to the Group's customer service hotline for enquiries and feedback. During the Reporting Period, there were no significant complaints in product and service quality in Hong Kong and the PRC, and the Group remained compliant with all the applicable laws and regulations that have significant impacts on the Group in relation to product responsibility matters. The Group remains dedicated to maintaining high product standards and service quality to meet the evolving needs of its customers.

Consumer Data Protection and Privacy Policy

As a responsible enterprise and licensed money lender, the Group adheres to the Personal Data (Privacy) Ordinance to safeguard all personal data collected from customers, employees, and suppliers. The Group's code of conduct outlines the policies and procedures for data protection and privacy, and all personnel handling personal data are trained and aware of the policy. The Group's computer systems and servers are password-protected, and employees are reminded of their responsibility to maintain the confidentiality of all personal data, trade secrets, and proprietary information.

During the Reporting Period, the Group was not aware of any confidential data or information breach.



ENVIRONMENTAL, SOCIAL AND GOVERNANCE REPORT

Advertising and Labelling

In full compliance with applicable laws and regulations, including the Trade Description Ordinance (Chapter 362 of the Laws of Hong Kong) and the Consumer Packaging and Labelling Act of Canada, any marketing and promotional activities of the Group give a true description of the specifications and features of our products without containing exaggerated and misrepresented information.

Protecting Intellectual Property Rights

The Group recognizes the importance of its trademarks and domain names in building its brand and corporate image and has registered them accordingly. The Group complies with regulations on intellectual property (“IP”) rights and takes reasonable measures to prevent any infringement of its own IP rights or those of third parties.

During the Reporting Period, there were no significant infringements of the Group’s IP rights.

Anti-corruption and Anti-money Laundering Policies

The Group is committed to conducting business in an honest and transparent manner and complying with all applicable rules and regulations regarding corruption, money laundering, extortion, fraudulent activities, and conflict of interest. The Group strives to help employees better understand its ethical requirements and further promote an upright business culture. Appropriate anti-corruption and anti-money laundering training and promotional materials are available to directors and employees of the Group. As a licensed money lender, the Group has developed a comprehensive credit approval policy and process in accordance with the Money Lenders Ordinance (“MLO”) to prevent and detect money laundering. All directors and employees must adhere to the Group’s ethical considerations when engaged in business activities.

To this end, during the Reporting Period, the Group organized an anti-corruption training session in June 2023. A 2-hour training, covering prosecuting measures for overseas employees’ dereliction of duty was provided to the management.

The Group encourages whistleblowing via various reporting channels such as by email, post, and telephone hotline to allow stakeholders to file complaints and reports. The Group would keep the identities of whistleblowers confidential and ensure that they are not subject to any acts of retaliation.

During the Reporting Period, the Group was not aware of any non-compliance with relevant laws and regulations that would significantly impact the Group or any corruption litigation against the Group or its employees.

Conflict of Interest Policy and Preventive Measures

The Group’s directors and employees are required to avoid conflicts between personal and financial interests and their professional duties. Any situation where directors or employees may gain financially or personally by exercising authority, influencing decisions, or accessing valuable information is strictly prohibited. To further encourage employees to report potential or actual incidents of malpractice or misconduct in relation to corruption and money laundering issues, a whistleblowing policy is in place and promoted within the Group across the operations to prevent the occurrence of situations in which donations and sponsorships are used to conceal the act of bribery or money laundering. The Group’s code of conduct includes a whistleblowing procedure that requires employees to report any suspected fraud, irregularities, conflict of interest, or misconduct promptly. The Group provides training and reading materials on the prevention and detection of fraudulent activities to ensure that its employees are aware of the ethical requirements.

ENVIRONMENTAL, SOCIAL AND GOVERNANCE REPORT

COMMUNITY INVESTMENT

Community Engagement

As a socially responsible organization, the Group recognizes the importance of making a better society through active involvement in the community. The Group is committed to exploring opportunities to support charitable or community events financially and encourage employees to take part in charitable activities that create a positive impact on the community. During the Reporting Period, the Group organized 3 employees to participate in Coastal Cleanup at Lamma Island Beach with The Hong Kong Chinese Enterprises Association (Shandong Branch) for 8 hours. Through these efforts, the Group aims to give back to the community and demonstrate its commitment to responsible business practices. The Group will continuously explore opportunities to promote social, environmental, and economic development, by encouraging employees to be involved and contribute resources to areas that require support.

Key Performance Indexes Reference Table:

Aspects, General Disclosures and KPIs	Description	Relevant Chapter or Remarks
A. Environmental		
Aspect A1: Emissions		
General Disclosure	Information on: (a) the policies; and (b) compliance with relevant laws and regulations that have a significant impact on the issuer relating to air and greenhouse gas emissions, discharges into water and land, and generation of hazardous and non-hazardous waste.	Emissions Policy
KPI A1.1	The types of emissions and respective emissions data.	Exhaust Gas Emissions
KPI A1.2	Direct (Scope 1) and energy indirect (Scope 2) greenhouse gas emissions (in tonnes) and, where appropriate, intensity (e.g. per unit of production volume, per facility).	Carbon Footprint – Greenhouse Gas Emissions
KPI A1.3	Total hazardous waste produced (in tonnes) and, where appropriate, intensity (e.g. per unit of production volume, per facility).	Reducing Hazardous and Non-hazardous Waste Note: the Group has not identified any hazardous waste was produced in its core business
KPI A1.4	Total non-hazardous waste produced (in tonnes) and, where appropriate, intensity (e.g. per unit of production volume, per facility).	Reducing Hazardous and Non-hazardous Waste
KPI A1.5	Description of emissions target(s) set and steps taken to achieve them.	Emissions Target
KPI A1.6	Description of how hazardous and non-hazardous wastes are handled, and a description of reduction target(s) set and steps taken to achieve them.	Reducing Hazardous and Non-hazardous Waste

ENVIRONMENTAL, SOCIAL AND GOVERNANCE REPORT

Aspects, General Disclosures and KPIs	Description	Relevant Chapter or Remarks
Aspect A2: Use of Resources		
General Disclosure	Policies on the efficient use of resources, including energy, water and other raw materials.	Promoting Sustainable Use of Resources
KPI A2.1	Direct and/or indirect energy consumption by type (e.g. electricity, gas or oil) in total (kWh in '000s) and intensity (e.g. per unit of production volume, per facility).	<ul style="list-style-type: none"> – Fossil Fuel Consumption – Gasoline and Diesel – Energy Consumption – Electricity and Water – Paper and Printed Matters Consumption
KPI A2.2	Water consumption in total and intensity (e.g. per unit of production volume, per facility).	Energy Consumption – Electricity and Water
KPI A2.3	Description of energy use efficiency target(s) set and steps taken to achieve them.	Efficiency Target
KPI A2.4	Description of whether there is any issue in sourcing water that is fit for purpose, water efficiency target(s) set and steps taken to achieve them.	Efficiency Target
KPI A2.5	Total packaging material used for finished products (in tonnes) and, if applicable, with reference to per unit produced.	Packaging Material Used for Finished Products
Aspect A3: The Environment and Natural Resources		
General Disclosure	Policies on minimizing the issuer's significant impacts on the environment and natural resources.	The Environment and Natural Resources
KPI A3.1	Description of the significant impacts of activities on the environment and natural resources and the actions taken to manage them.	The Environment and Natural Resources
Aspect A4: Climate Change		
General Disclosure	Policies on identification and mitigation of significant climate-related issues which have impacted, and those which may impact, the issuer.	Tackling Climate Change
KPI A4.1	Description of the significant climate-related issues which have impacted, and those which may impact, the issuer, and the actions taken to manage them.	Tackling Climate Change

ENVIRONMENTAL, SOCIAL AND GOVERNANCE REPORT

Aspects, General Disclosures and KPIs	Description	Relevant Chapter or Remarks
B. Social		
<i>Employment and Labour Practices</i>		
Aspect B1: Employment		
General Disclosure	Information on: (a) the policies; and (b) compliance with relevant laws and regulations that have a significant impact on the issuer relating to compensation and dismissal, recruitment and promotion, working hours, rest periods, equal opportunity, diversity, anti-discrimination, and other benefits and welfare.	Employment Policy
KPI B1.1	Total workforce by gender, employment type, age group and geographical region.	Workforce and Turnover
KPI B1.2	Employee turnover rate by gender, age group and geographical region.	Workforce and Turnover
Aspect B2: Health and Safety		
General Disclosure	Information on: (a) the policies; and (b) compliance with relevant laws and regulations that have a significant impact on the issuer relating to providing a safe working environment and protecting employees from occupational hazards.	Occupational Health and Safety Policy
KPI B2.1	Number and rate of work-related fatalities occurred in each of the past three years including the reporting year.	Occupational Health and Safety Policy
KPI B2.2	Lost days due to work injury.	Occupational Health and Safety Policy
KPI B2.3	Description of occupational health and safety measures adopted, and how they are implemented and monitored.	Occupational Health and Safety Policy

ENVIRONMENTAL, SOCIAL AND GOVERNANCE REPORT

Aspects, General Disclosures and KPIs	Description	Relevant Chapter or Remarks
Aspect B3: Development and Training		
General Disclosure	Policies on improving employees' knowledge and skills for discharging duties at work. Description of training activities.	Human Resources Development and Training
KPI B3.1	The percentage of employees trained by gender and employee category (e.g. senior management, middle management).	Human Resources Development and Training
KPI B3.2	The average training hours completed per employee by gender and employee category.	Human Resources Development and Training
Aspect B4: Labour Standards		
General Disclosure	Information on: (a) the policies; and (b) compliance with relevant laws and regulations that have a significant impact on the issuer relating to preventing child and forced labor.	Labour Practices and Compliance
KPI B4.1	Description of measures to review employment practices to avoid child and forced labor.	Labour Practices and Compliance
KPI B4.2	Description of steps taken to eliminate such practices when discovered.	Labour Practices and Compliance Note: no such incidents were reported during the Reporting Period
Operating Practices		
Aspect B5: Supply Chain Management		
General Disclosure	Policies on managing environmental and social risks of the supply chain.	Supply Chain Management
KPI B5.1	Number of suppliers by geographical region.	Supplier Engagement
KPI B5.2	Description of practices relating to engaging suppliers, number of suppliers where the practices are being implemented, and how they are implemented and monitored.	Supplier Engagement
KPI B5.3	Description of practices used to identify environmental and social risks along the supply chain, and how they are implemented and monitored.	Supplier Engagement
KPI B5.4	Description of practices used to promote environmentally preferable products and services when selecting suppliers, and how they are implemented and monitored.	Supplier Engagement

ENVIRONMENTAL, SOCIAL AND GOVERNANCE REPORT

Aspects, General Disclosures and KPIs	Description	Relevant Chapter or Remarks
Aspect B6: Product Responsibility		
General Disclosure	Information on: (a) the policies; and (b) compliance with relevant laws and regulations that have a significant impact on the issuer relating to health and safety, advertising, labeling and privacy matters relating to products and services provided and methods of redress.	– Product Responsibility and Quality Assurance Process – Advertising and Labelling
KPI B6.1	Percentage of total products sold or shipped subject to recalls for safety and health reasons.	Product Responsibility and Quality Assurance Process Note: not applicable to the Group's core operation
KPI B6.2	Number of products and service related complaints received and how they are dealt with.	Product Responsibility and Quality Assurance Process Note: no products and service-related complaints received during the Reporting Period
KPI B6.3	Description of practices relating to observing and protecting intellectual property rights.	Protecting Intellectual Property Rights
KPI B6.4	Description of quality assurance process and recall procedures.	Product Responsibility and Quality Assurance Process
KPI B6.5	Description of consumer data protection and privacy policies, and how they are implemented and monitored.	Consumer Data Protection and Privacy Policy
Aspect B7: Anti-corruption		
General Disclosure	Information on: (a) the policies; and (b) compliance with relevant laws and regulations that have a significant impact on the issuer relating to bribery, extortion, fraud and money laundering.	Anti-corruption and Anti-money Laundering Policies
KPI B7.1	Number of concluded legal cases regarding corrupt practices brought against the issuer or its employees during the reporting period and the outcomes of the cases.	Anti-corruption and Anti-money Laundering Policies
KPI B7.2	Description of preventive measures and whistle-blowing procedures, and how they are implemented and monitored.	Anti-corruption and Anti-money Laundering Policies
KPI B7.3	Description of anti-corruption training provided to directors and staff.	Anti-corruption and Anti-money Laundering Policies



ENVIRONMENTAL, SOCIAL AND GOVERNANCE REPORT

Aspects, General Disclosures and KPIs	Description	Relevant Chapter or Remarks
Community		
Aspect B8: Community Investment		
General Disclosure	Policies on community engagement to understand the needs of the communities where the issuer operates and to ensure its activities take into consideration the communities' interests.	Community Engagement
KPI B8.1	Focus areas of contribution (e.g. education, environmental concerns, labor needs, health, culture, sport).	Community Engagement
KPI B8.2	Resources contributed (e.g. money or time) to the focus area.	Community Engagement

INDEPENDENT AUDITOR'S REPORT



Tel : +852 2218 8288
Fax: +852 2815 2239
www.bdo.com.hk

25th Floor Wing On Centre
111 Connaught Road Central
Hong Kong

To the Shareholders of Qingdao Holdings International Limited
(Incorporated in Bermuda with limited liability)

OPINION

We have audited the consolidated financial statements of Qingdao Holdings International Limited (the "Company") and its subsidiaries (the "Group") set out on pages 69 to 141, which comprise the consolidated statement of financial position as at 31 December 2023, and the consolidated statement of profit or loss, the consolidated statement of comprehensive income, the consolidated statement of changes in equity and the consolidated statement of cash flows for the year then ended, and notes to the consolidated financial statements, including a summary of material accounting policy information.

In our opinion, the consolidated financial statements give a true and fair view of the consolidated financial position of the Group as at 31 December 2023, and of its consolidated financial performance and its consolidated cash flows for the year then ended in accordance with Hong Kong Financial Reporting Standards ("HKFRSs") issued by the Hong Kong Institute of Certified Public Accountants ("HKICPA") and have been properly prepared in compliance with the disclosure requirements of the Hong Kong Companies Ordinance.

BASIS FOR OPINION

We conducted our audit in accordance with Hong Kong Standards on Auditing ("HKSAAs") issued by the HKICPA. Our responsibilities under those standards are further described in the *Auditor's responsibilities for the audit of the consolidated financial statements* section of our report. We are independent of the Group in accordance with the HKICPA's *Code of Ethics for Professional Accountants* (the "Code"), and we have fulfilled our other ethical responsibilities in accordance with the Code. We believe that the audit evidence we have obtained is sufficient and appropriate to provide a basis for our opinion.

KEY AUDIT MATTERS

Key audit matters are those matters that, in our professional judgement, were of most significance in our audit of the consolidated financial statements of the current period. These matters were addressed in the context of our audit of the consolidated financial statements as a whole, and in forming our opinion thereon, and we do not provide a separate opinion on these matters. For each matter below, our description of how our audit addressed the matter is provided in that context.

We have fulfilled the responsibilities described in the *Auditor's responsibilities for the audit of the consolidated financial statements* section of our report, including in relation to these matters. Accordingly, our audit included the performance of procedures designed to respond to our assessment of the risks of material misstatement of the consolidated financial statements. The results of our audit procedures, including the procedures performed to address the matters below, provide the basis for our audit opinion on the accompanying consolidated financial statements.



INDEPENDENT AUDITOR'S REPORT

KEY AUDIT MATTERS (continued)

Key audit matter

Valuation of investment properties

As at 31 December 2023, the Group's investment properties amounted to RMB433,633,000 and represented 35% of the Group's total assets. As disclosed in note 2.4 and note 3 to the consolidated financial statements, the Group's investment properties were stated at fair values based on valuations carried out by an independent and professionally qualified valuer (the "Valuer") engaged by management. The valuations of the investment properties were dependent on certain significant unobservable inputs, including the term yield, reversionary yield, reversionary rents and adjusted market price. Management's assessment on the fair value of investment properties was significant to the audit because this process required significant judgements and estimates.

We identified the valuation of investment properties as a key audit matter due to the significance of the balance to the consolidated financial statements as a whole, along with the judgements involved in determining the inputs used in the valuation.

Related disclosures are included in note 2.4, note 3 and note 13 to the consolidated financial statements.

How our audit addressed the key audit matter

Our procedures in relation to valuation of the investment properties included:

- Obtaining an understanding of management controls over the valuation of investment properties;
- Evaluating the competence, capabilities and objectivity of the Valuer engaged by management;
- Assessing the scope of the valuations, significant assumptions and key inputs in the valuation by involving our internal valuation specialists to assist us in checking the source data and methodology used in the valuation; and
- Assessing the adequacy of the disclosures of the valuations of investment properties in the consolidated financial statements.

INDEPENDENT AUDITOR'S REPORT

KEY AUDIT MATTERS (continued)

Key audit matter	How our audit addressed the key audit matter
<p><i>Impairment assessment of amounts due from joint ventures</i></p> <p>As at 31 December 2023, the carrying value of amounts due from joint ventures before impairment provision was RMB 203,774,000 which included a loan due from a joint venture of the Group of RMB191,600,000 and interest amount of RMB7,006,000 which were overdue by 31 December 2022.</p> <p>Management has engaged a Valuer to carry out the valuation of collateral and the impairment testing of the loan. In estimating the impairment provision of the loan, key assumptions used by management included the recovery rate and fair value of collateral. These were all subject to the estimates and judgements of management. Management of the Group determined that the impairment of the loan amounted to RMB43,694,000 as at 31 December 2023.</p> <p>We identified the impairment assessment of amounts due from joint ventures as a key audit matter due to the complexity and significant judgements involved in management's assessment process.</p> <p>Related disclosures are included in note 2.4, note 3 and note 32 to the consolidated financial statements.</p>	<p>Our procedures in relation to the impairment assessment of the loan included:</p> <ul style="list-style-type: none">• Obtaining an understanding of management controls over the valuation of the impairment testing of the loan;• Evaluating the competence, capabilities and objectivity of the Valuer engaged by management;• Involving our external valuation specialists to assist us in evaluating the value of collateral to confirm the rationality of the important parameters of the loan impairment test;• Involving our external valuation specialists to assist us in reviewing the impairment assessment of the loan; and• Assessing the adequacy of the disclosures of the impairment provision of the loan in the consolidated financial statements.



INDEPENDENT AUDITOR'S REPORT

KEY AUDIT MATTERS (continued)

Key audit matter

How our audit addressed the key audit matter

Impairment assessment of properties under development

The Group had properties under development with aggregate carrying amount of approximately RMB373,484,000 as at 31 December 2023.

The Group assesses the carrying amounts of properties under development according to their net realisable value based on the realisability of these properties, taking into account costs to completion based on past experience and net sales value based on prevailing markets conditions. Provision is made when events or changes in circumstances indicate that the carrying amounts may not be realised.

We consider this is a key audit matter because the estimation of net realisable value of the Group's properties under development involves significant judgements and is critically dependent upon the Group's estimation of the market selling prices and the future costs to completion. The another reason is that the carrying amount of the properties under development represented a significant portion accounting for approximately 30% of the Group's total assets.

Our procedures in relation to management's assessments of the net realisable value of properties under development included:

- Assessing, on a sample basis, the reasonableness of the future costs to the completion of the properties under development estimated by the management based on the underlying documentation such as approved budgets of development project costs and existing construction contracts;
- Assessing, on a sample basis, the appropriateness of the estimated selling price of the properties used by the management by comparing them to the recently transacted prices and prices of comparable properties in the vicinity of the development projects;
- Assessing the appropriateness of the basis of the determination of the net realisable value of properties under development and evaluating the reasonableness and consistency of the key assumptions used by the management; and
- Involving our internal valuation specialists to assist us in evaluating the methodologies and inputs used in the assessment.

OTHER MATTER

The consolidated financial statements of the Group for the year ended 31 December 2022 were audited by another auditor who expressed an unmodified opinion on those statements on 31 March 2023.

OTHER INFORMATION INCLUDED IN THE ANNUAL REPORT

The directors of the Company are responsible for the other information. The other information comprises the information included in the Annual Report, other than the consolidated financial statements and our auditor's report thereon.

Our opinion on the consolidated financial statements does not cover the other information and we do not express any form of assurance conclusion thereon.

In connection with our audit of the consolidated financial statements, our responsibility is to read the other information and, in doing so, consider whether the other information is materially inconsistent with the consolidated financial statements or our knowledge obtained in the audit or otherwise appears to be materially misstated. If, based on the work we have performed, we conclude that there is a material misstatement of this other information, we are required to report that fact. We have nothing to report in this regard.



INDEPENDENT AUDITOR'S REPORT

RESPONSIBILITIES OF THE DIRECTORS FOR THE CONSOLIDATED FINANCIAL STATEMENTS

The directors of the Company are responsible for the preparation of the consolidated financial statements that give a true and fair view in accordance with HKFRSs issued by the HKICPA and the disclosure requirements of the Hong Kong Companies Ordinance, and for such internal control as the directors determine is necessary to enable the preparation of consolidated financial statements that are free from material misstatement, whether due to fraud or error.

In preparing the consolidated financial statements, the directors of the Company are responsible for assessing the Group's ability to continue as a going concern, disclosing, as applicable, matters related to going concern and using the going concern basis of accounting unless the directors of the Company either intend to liquidate the Group or to cease operations or have no realistic alternative but to do so.

The directors of the Company are assisted by the Audit Committee in discharging their responsibilities for overseeing the Group's financial reporting process.

AUDITOR'S RESPONSIBILITIES FOR THE AUDIT OF THE CONSOLIDATED FINANCIAL STATEMENTS

Our objectives are to obtain reasonable assurance about whether the consolidated financial statements as a whole are free from material misstatement, whether due to fraud or error, and to issue an auditor's report that includes our opinion. Our report is made solely to you, as a body, in accordance with section 90 of the Bermuda Companies Act, and for no other purpose. We do not assume responsibility towards or accept liability to any other person for the contents of this report.

Reasonable assurance is a high level of assurance, but is not a guarantee that an audit conducted in accordance with HKSAAs will always detect a material misstatement when it exists. Misstatements can arise from fraud or error and are considered material if, individually or in the aggregate, they could reasonably be expected to influence the economic decisions of users taken on the basis of these consolidated financial statements.

As part of an audit in accordance with HKSAAs, we exercise professional judgement and maintain professional scepticism throughout the audit. We also:

- Identify and assess the risks of material misstatement of the consolidated financial statements, whether due to fraud or error, design and perform audit procedures responsive to those risks, and obtain audit evidence that is sufficient and appropriate to provide a basis for our opinion. The risk of not detecting a material misstatement resulting from fraud is higher than for one resulting from error, as fraud may involve collusion, forgery, intentional omissions, misrepresentations, or the override of internal control.
- Obtain an understanding of internal control relevant to the audit in order to design audit procedures that are appropriate in the circumstances, but not for the purpose of expressing an opinion on the effectiveness of the Group's internal control.
- Evaluate the appropriateness of accounting policies used and the reasonableness of accounting estimates and related disclosures made by the directors.
- Conclude on the appropriateness of the directors' use of the going concern basis of accounting and, based on the audit evidence obtained, whether a material uncertainty exists related to events or conditions that may cast significant doubt on the Group's ability to continue as a going concern. If we conclude that a material uncertainty exists, we are required to draw attention in our auditor's report to the related disclosures in the consolidated financial statements or, if such disclosures are inadequate, to modify our opinion. Our conclusions are based on the audit evidence obtained up to the date of our auditor's report. However, future events or conditions may cause the Group to cease to continue as a going concern.



INDEPENDENT AUDITOR'S REPORT

AUDITOR'S RESPONSIBILITIES FOR THE AUDIT OF THE CONSOLIDATED FINANCIAL STATEMENTS (continued)

- Evaluate the overall presentation, structure and content of the consolidated financial statements, including the disclosures, and whether the consolidated financial statements represent the underlying transactions and events in a manner that achieves fair presentation.
- Obtain sufficient appropriate audit evidence regarding the financial information of the entities or business activities within the Group to express an opinion on the consolidated financial statements. We are responsible for the direction, supervision and performance of the group audit. We remain solely responsible for our audit opinion.

We communicate with the Audit Committee regarding, among other matters, the planned scope and timing of the audit and significant audit findings, including any significant deficiencies in internal control that we identify during our audit.

We also provide the Audit Committee with a statement that we have complied with relevant ethical requirements regarding independence and to communicate with them all relationships and other matters that may reasonably be thought to bear on our independence, and where applicable, actions taken to eliminate threats or safeguards applied.

From the matters communicated with the Audit Committee, we determine those matters that were of most significance in the audit of the consolidated financial statements of the current period and are therefore the key audit matters. We describe these matters in our auditor's report unless law or regulation precludes public disclosure about the matter or when, in extremely rare circumstances, we determine that a matter should not be communicated in our report because the adverse consequences of doing so would reasonably be expected to outweigh the public interest benefits of such communication.

BDO Limited

Certified Public Accountants

Ho Yee Man

Practising Certificate Number P07395

Hong Kong

27 March 2024

CONSOLIDATED STATEMENT OF PROFIT OR LOSS

Year ended 31 December 2023

	Notes	2023 RMB'000	2022 RMB'000
Revenue			
– Goods		33,466	31,094
– Rental		8,839	25,507
Total revenue	5	42,305	56,601
Cost of inventories sold	6	(22,408)	(18,574)
Decrease in fair value of investment properties	13	(29,202)	(39,902)
Other income	5	4,666	21,967
Other gains and losses	5	659	4,392
Impairment of financial assets, net	6	(1,150)	(43,455)
Impairment of inventories	6	(1,023)	(35)
Impairment of goodwill	6	–	(3,240)
Employee benefit expenses	6	(14,280)	(14,001)
Other operating expenses		(17,770)	(18,041)
Finance costs	7	(27,885)	(23,680)
Share of profits/(losses) of joint ventures	17	5,694	(6,795)
Loss before tax	6	(60,394)	(84,763)
Income tax credit	9	12,758	15,922
Loss for the year		<u>(47,636)</u>	<u>(68,841)</u>
Attributable to:			
– Owners of the parent		(47,324)	(63,531)
– Non-controlling interests		(312)	(5,310)
		<u>(47,636)</u>	<u>(68,841)</u>
Loss per share attributable to ordinary equity holders of the parent:	11		
– Basic (RMB cents)		<u>(4.74)</u>	<u>(6.36)</u>
– Diluted (RMB cents)		<u>(4.74)</u>	<u>(6.36)</u>

CONSOLIDATED STATEMENT OF COMPREHENSIVE INCOME

Year ended 31 December 2023

	2023 RMB'000	2022 RMB'000
Loss for the year	<u>(47,636)</u>	<u>(68,841)</u>
Other comprehensive income		
Exchange differences:		
Exchange differences arising on translation of foreign operations	<u>2,551</u>	<u>15,743</u>
Net other comprehensive income that may be reclassified to profit or loss in subsequent periods	<u>2,551</u>	<u>15,743</u>
Other comprehensive income for the year, net of tax	<u>2,551</u>	<u>15,743</u>
Total comprehensive loss for the year	<u>(45,085)</u>	<u>(53,098)</u>
Attributable to:		
Owners of the parent	<u>(44,773)</u>	<u>(47,788)</u>
Non-controlling interests	<u>(312)</u>	<u>(5,310)</u>
	<u>(45,085)</u>	<u>(53,098)</u>

CONSOLIDATED STATEMENT OF FINANCIAL POSITION

As at 31 December 2023

	Notes	2023 RMB'000	2022 RMB'000
NON-CURRENT ASSETS			
Property, plant and equipment	12	42,489	43,904
Investment properties	13	433,633	460,875
Right-of-use assets	14	1,532	812
Goodwill	15	1,970	1,970
Other intangible assets	16	10,199	12,578
Investments in joint ventures	17	9,612	3,918
Deferred tax assets	25	15,349	5,058
Total non-current assets		<u>514,784</u>	<u>529,115</u>
CURRENT ASSETS			
Inventories	19	386,798	228,920
Trade and other receivables	20	27,011	12,351
Amounts due from joint ventures	32	160,080	154,912
Financial assets at fair value through profit or loss	18	2,058	2,133
Cash and cash equivalents	21	156,267	173,011
Total current assets		<u>732,214</u>	<u>571,327</u>
CURRENT LIABILITIES			
Trade and other payables	22	370,932	187,707
Contract liabilities	23	1,736	1,271
Interest-bearing bank and other borrowings	24	38,435	42,361
Amount due to the ultimate holding company	32	459,100	115,100
Amount due to a joint venture	32	15,000	–
Income tax payable		95	140
Total current liabilities		<u>885,298</u>	<u>346,579</u>
NET CURRENT (LIABILITIES)/ASSETS		<u>(153,084)</u>	<u>224,748</u>
TOTAL ASSETS LESS CURRENT LIABILITIES		<u>361,700</u>	<u>753,863</u>

CONSOLIDATED STATEMENT OF FINANCIAL POSITION

As at 31 December 2023

	Notes	2023 RMB'000	2022 RMB'000
NON-CURRENT LIABILITIES			
Rental deposits from tenants		453	445
Interest-bearing bank and other borrowings	24	6,682	7,095
Amount due to the ultimate holding company	32	–	344,000
Deferred tax liabilities	25	1,255	3,928
Total non-current liabilities		8,390	355,468
NET ASSETS			
		353,310	398,395
EQUITY			
Equity attributable to owners of the parent			
Share capital	26	81,257	81,257
Other reserves		212,215	256,988
		293,472	338,245
Non-controlling interests		59,838	60,150
TOTAL EQUITY		353,310	398,395

On behalf of the directors

Cui Ming Shou
Director

Hu Liang
Director

CONSOLIDATED STATEMENT OF CHANGES IN EQUITY

For the year ended 31 December 2023

	Attributable to owners of the parent					Non-controlling interests	Total
	Share capital	Surplus account*	Translation reserve	Accumulated losses	Sub-total		
	RMB'000 (note 26)	RMB'000	RMB'000	RMB'000	RMB'000	RMB'000	RMB'000
At 1 January 2022	81,257	381,720	(9,378)	(68,726)	384,873	65,460	450,333
Loss for the year	-	-	-	(63,531)	(63,531)	(5,310)	(68,841)
Other comprehensive income for the year:							
Exchange differences arising on translation of foreign operations	-	-	15,743	-	15,743	-	15,743
Total comprehensive income/(loss) for the year	-	-	15,743	(63,531)	(47,788)	(5,310)	(53,098)
Unclaimed dividend	-	1,160***	-	-	1,160	-	1,160
At 31 December 2022	<u>81,257</u>	<u>382,880**</u>	<u>6,365**</u>	<u>(132,257)**</u>	<u>338,245</u>	<u>60,150</u>	<u>398,395</u>
At 1 January 2023	81,257	382,880	6,365	(132,257)	338,245	60,150	398,395
(Loss)/Profit for the year	-	-	-	(47,324)	(47,324)	(312)	(47,636)
Other comprehensive income for the year:							
Exchange differences arising on translation of foreign operations	-	-	2,551	-	2,551	-	2,551
Total comprehensive income/(loss) for the year	-	-	2,551	(47,324)	(44,773)	(312)	(45,085)
At 31 December 2023	<u>81,257</u>	<u>382,880**</u>	<u>8,916**</u>	<u>(179,581)**</u>	<u>293,472</u>	<u>59,838</u>	<u>353,310</u>

* The surplus account represented the difference between the nominal amount of the share capital issued by the Company and the aggregate of the nominal amount of the issued share capital and other reserve of a subsidiary which was acquired by the Company pursuant to a previous group reorganization in 1997.

** These reserve accounts comprise the consolidated other reserves of RMB233,580,000 (31 December 2022: RMB256,988,000) in the consolidated statement of financial position.

*** The dividend announced in 2014 has not been claimed for more than 6 years, and the dividend has been recovered in 2022 by the resolution of the Board of Directors.

CONSOLIDATED STATEMENT OF CASH FLOWS

Year ended 31 December 2023

	Notes	2023 RMB'000	2022 RMB'000
CASH FLOWS FROM OPERATING ACTIVITIES			
Loss before tax		(60,394)	(84,763)
Adjustments for:			
Amortization of intangible assets	6	2,379	2,434
Impairment losses on financial assets, net	6	1,150	43,455
Impairment losses on inventories	6	1,023	35
Impairment losses on goodwill	6	-	3,240
Change in fair value of financial assets at fair value through profit or loss	5	109	465
Depreciation	6	3,303	2,333
Loss/(gain) on disposal of items of property, plant and equipment	6	1	(57)
Unrealised exchange gain		(1,012)	(2,349)
Share of (profits)/losses of joint ventures	17	(5,694)	6,795
Decrease in fair value of investment properties	13	29,202	39,902
Finance costs	7	27,885	23,680
Interest income	5	(3,479)	(19,807)
Investment income	5	(335)	(953)
Operating cash flows before movements in working capital		(5,862)	14,410
Increase in inventories		(158,901)	(172,468)
Increase in trade and other receivables		(15,809)	(1,858)
Increase in trade and other payables		183,225	173,193
Increase/(decrease) in contract liabilities		465	(1,620)
Increase/(decrease) in rental deposits from tenants		8	(241)
Cash generated from operations		3,126	11,416
Interest received from bank		3,479	642
Hong Kong profits tax refund/(paid)		(45)	26
PRC tax refund		-	2,423
NET CASH FLOWS GENERATED FROM OPERATING ACTIVITIES		6,560	14,507
CASH FLOWS FROM INVESTING ACTIVITIES			
Investment income received		335	953
Interest received from a loan		-	13,309
Advance of loan receivables		-	(17,500)
Advance to a joint venture		(5,000)	-
Purchase of items of property, plant and equipment		(648)	(1,857)
Capital contributed to joint ventures		-	(3,000)
Proceed from disposal of property, plant and equipment		-	151
NET CASH FLOWS USED IN INVESTING ACTIVITIES		(5,313)	(7,944)

CONSOLIDATED STATEMENT OF CASH FLOWS

Year ended 31 December 2023

	Note	2023 RMB'000	2022 RMB'000
CASH FLOWS FROM FINANCING ACTIVITIES			
Unclaimed dividends refunded		–	1,160
Principal portion of lease payment		(1,109)	(848)
Interest portion of lease payment		(36)	(46)
Repayment of an amount due to the ultimate holding company		–	(15,000)
Advance from a joint venture		15,000	–
Repayment of bank borrowings		(5,569)	(38,260)
Interest paid		(27,849)	(23,634)
		<u>(19,563)</u>	<u>(76,628)</u>
NET CASH FLOWS USED IN FINANCING ACTIVITIES			
		(18,316)	(70,065)
CASH AND CASH EQUIVALENTS AT THE BEGINNING OF THE YEAR			
		173,011	232,777
EFFECT OF FOREIGN EXCHANGE RATE CHANGES			
		<u>1,572</u>	<u>10,299</u>
CASH AND CASH EQUIVALENTS AT THE END OF THE YEAR	21	<u>156,267</u>	<u>173,011</u>



NOTES TO THE CONSOLIDATED FINANCIAL STATEMENTS

For the year ended 31 December 2023

1. CORPORATE AND GROUP INFORMATION

The Company is a public limited liability company incorporated in Bermuda and its shares are listed on the Main Board of The Stock Exchange of Hong Kong Limited (the “Stock Exchange”). The Company’s registered office is located at Clarendon House, 2 Church Street, Hamilton HM11, Bermuda and its principal place of business in Hong Kong is located at Unit 8, 26th Floor, Tower 1, Admiralty Centre, 18 Harcourt Road, Admiralty, Hong Kong.

The Company’s immediate holding company is China Qingdao International (Holdings) Company Limited, an indirect wholly-owned subsidiary of 青島城市建設投資(集團)有限責任公司 (Qingdao City Construction Investment (Group) Limited*) (the ultimate holding company), which is a state-owned enterprise controlled by Qingdao Municipal Government of the People’s Republic of China.

* The English name is for identification purpose only.

The Group is involved in the following principal activities:

- (a) Leasing of properties: this segment mainly leases residential, industrial and commercial premises to generate rental income;
- (b) Production and sale of education equipment: this segment is engaged in the research and development, production and sale of digital Chinese calligraphy education equipment together with relevant learning and tutorial sessions;
- (c) Loan financing: this segment provides loan financing services to individuals or corporate customers. The Group possesses a money lender licence and its money lending business is mainly carried out in Hong Kong;
- (d) Consulting service: this segment provides construction project supervision, project cost consulting and bidding consulting services in Mainland China; and
- (e) Real estate development: this segment provides real estate development services in Mainland China.

* The English name is for identification purpose only.

NOTES TO THE CONSOLIDATED FINANCIAL STATEMENTS

For the year ended 31 December 2023

1. CORPORATE AND GROUP INFORMATION (continued)

Information about subsidiaries

Particulars of the Company's subsidiaries are as follows:

Name	Place of incorporation/ registration and business	Issued ordinary/ registered share capital	Percentage of equity attributable to the Company				Principal activities
			2023		2022		
			Direct	Indirect	Direct	Indirect	
Capital Scope Limited	British Virgin Islands	US\$1	100%	-	100%	-	Investment holding
Capital Up Holdings Limited	British Virgin Islands	US\$1	100%	-	100%	-	Investment holding
Classic Charter Limited	Hong Kong	HK\$50	-	100%	-	100%	Loan financing
Electronics Tomorrow Property Holdings Limited	British Virgin Islands	US\$100	-	100%	-	100%	Investment holding
Hong Kong Hanhe Education Company Limited	Hong Kong	HK\$1	-	100%	-	100%	Investment holding
Issegon Company Limited	Hong Kong	HK\$300,000	-	100%	-	100%	Property investment and leasing of properties
Million Good Group Limited	British Virgin Islands	US\$100	-	100%	-	100%	Investment holding
Keen Capital Investments Limited	Hong Kong	US\$1	100%	-	100%	-	Carpark management
Leading Sound Limited	British Virgin Islands	US\$1	100%	-	100%	-	Investment holding
Prime Concept Development Limited	Hong Kong	HK\$1	100%	-	100%	-	Investment holding
Qingdao Holdings (Hong Kong) Limited	Hong Kong	HK\$1	100%	-	100%	-	Investment holding
Royal Asset Investments Limited	Hong Kong	HK\$1	-	100%	-	100%	Property investment and leasing of properties
青島啟峰科技服務有限公司	PRC/Mainland China	HK\$30,000,000	-	100%	-	100%	Property investment and leasing of properties
山東啟華教育科技有限公司	PRC/Mainland China	RMB72,900,000	-	51%	-	51%	Production and sale of education equipment
核建青控開發建設有限公司	PRC/Mainland China	RMB100,000,000	-	51%	-	51%	Project construction
Great Virtue Global Limited	British Virgin Islands	US\$1	-	-	100%	-	Investment holding
Yangfan (Holdings) Group Limited	Hong Kong	HK\$1	-	-	-	100%	Investment holding
核建青控(山東)投資控股有限公司	PRC/Mainland China	RMB10,000,000	-	100%	-	100%	Real estate development business
蚌埠市淮翼建設發展有限公司	PRC/Mainland China	RMB10,000,000	-	95%	-	95%	Real estate development business
Qingdao Finance International Group Limited	Hong Kong	HK\$1	100%	-	100%	-	Investment holding
Qingdao Securities International Limited	Hong Kong	HK\$1	-	100%	-	100%	Investment holding



NOTES TO THE CONSOLIDATED FINANCIAL STATEMENTS

For the year ended 31 December 2023

2.1 BASIS OF PREPARATION

These financial statements have been prepared in accordance with Hong Kong Financial Reporting Standards (“HKFRSs”) (which include all Hong Kong Financial Reporting Standards, Hong Kong Accounting Standards (“HKASs”) and Interpretations) issued by the Hong Kong Institute of Certified Public Accountants (“HKICPA”), accounting principles generally accepted in Hong Kong and the disclosure requirements of the Hong Kong Companies Ordinance. They have been prepared under the historical cost convention, except for investment properties and financial assets at fair value through profit or loss which have been measured at fair value. These financial statements are presented in Renminbi (“RMB”) and all values are rounded to the nearest thousand except when otherwise indicated.

The consolidated financial statements have been prepared on a going concern basis notwithstanding the Group had incurred a loss attributable to the owners of the Company of approximately RMB 47,324,000 during the year ended 31 December 2023, and as of that date, the Group had net current liabilities of approximately RMB153,084,000.

In the opinion of the directors of the Company, the Group should be able to maintain itself as a going concern in the next twelve months from 31 December 2023 by taking into consideration the followings:

- The Group had total cash and cash equivalents of approximately RMB156,267,000 as at 31 December 2023;
- The directors of the Company anticipate that the Group will continue to generate positive cash flows from its operations;
- Completion and received of cash consideration of RMB155,000,000 in relation to the transfer of a loan due from joint venture, which allows the Group to use the proceeds from the transfer of the loan to repay the shareholder’s loans owed to its ultimately holding company, Qingdao City Construction Investment (Group) Limited (“QCIG”); and
- An undertaking by QCIG to provide financial support where necessary to enable the Group to meet its obligations until the Group is adequately financed.

Based on the above, the directors of the Company consider that the Group will have sufficient working capital to meet its financial obligations when they fall due for the next twelve months from 31 December 2023. Accordingly, the directors of the Company are satisfied that it is appropriate to prepare these consolidated financial statements relating to the carrying amounts and reclassification of assets and liabilities that might be necessary should the Group be unable to continue as a going concern.

The consolidated financial statements include the financial statements of the Company and its subsidiaries (collectively referred to as the “Group”) for the year ended 31 December 2023. A subsidiary is an entity, directly or indirectly, controlled by the Company. Control is achieved when the Group is exposed, or has rights, to variable returns from its involvement with the investee and has the ability to affect those returns through its power over the investee (i.e., existing rights that give the Group the current ability to direct the relevant activities of the investee).

The financial statements of the subsidiaries are prepared for the same reporting period as the Company, using consistent accounting policies. The results of subsidiaries are consolidated from the date on which the Group obtains control, and continue to be consolidated until the date that such control ceases.

Profit or loss and each component of other comprehensive income are attributed to the owners of the parent of the Group and to the non-controlling interests, even if this results in the non-controlling interests having a deficit balance. All intra-group assets and liabilities, equity, income, expenses and cash flows relating to transactions between members of the Group are eliminated in full on consolidation.

NOTES TO THE CONSOLIDATED FINANCIAL STATEMENTS

For the year ended 31 December 2023

2.2 CHANGES IN ACCOUNTING POLICIES AND DISCLOSURES

The following amendments are effective for the period beginning 1 January 2023:

- HKFRS 17 *Insurance Contracts*;
- Disclosure of Accounting Policies (Amendments to HKAS 1 *Presentation of Financial Statements* and HKFRS Practice Statement 2 *Making Materiality Judgements*)
- Definition of Accounting Estimates (Amendments to HKAS 8 *Accounting Policies, Changes in Accounting Estimates and Errors*);
- Deferred Tax related to Assets and Liabilities arising from a Single Transaction (Amendments to HKAS 12 *Income Taxes*); and
- International Tax Reform – Pillar Two Model Rules (Amendments to HKAS 12 *Income Taxes on Pillar Two Model Rules*) (effective immediately upon the issue of the amendments and retrospectively)

These amendments have no effect on the measurement or presentation of any items in the consolidated financial statements of the Group but affect the disclosure of accounting policies of the Group.

Disclosure of Accounting Policies (Amendments to HKAS 1 Presentation of Financial Statements and HKFRS Practice Statement 2 Making Materiality Judgements)

The HKICPA issued HKFRS Practice Statement 2 *Making Materiality Judgements* in March 2021 to provide entities with non-mandatory guidance on how to make materiality judgements when preparing their general purpose financial statements in accordance with HKFRS. In April 2021, the HKICPA issued amendments to HKAS 1 and HKFRS Practice Statement 2. The amendments aim to make accounting policy disclosures more informative by replacing the requirement to disclose 'significant accounting policies' with 'material accounting policy information'. The amendments also provide guidance under what circumstance, the accounting policy information is likely to be considered material and therefore requiring disclosure.



NOTES TO THE CONSOLIDATED FINANCIAL STATEMENTS

For the year ended 31 December 2023

2.3 ISSUED BUT NOT YET EFFECTIVE HONG KONG FINANCIAL REPORTING STANDARDS

There are a number of standards, amendments to standards, and interpretations which have been issued by the HKICPA that are effective in future accounting periods that the Group has decided not to adopt early.

The following amendments are effective for the period beginning 1 January 2024:

- Lease liability in a Sale and Leaseback (Amendments to HKFRS 16 *Leases*)
- Classification of Liabilities as Current or Non-current (Amendment to HKAS 1 *Presentation of Financial Statements*)
- Non-current Liabilities with Covenants (Amendment to HKAS 1 *Presentation of Financial Statements*)
- Supplier Finance Arrangements (Amendment to HKAS 7 *Statement of Cash Flows* and HKFRS 7 *Financial Instruments: Disclosures*)

The following amendments are effective for the period beginning 1 January 2025:

- Lack of Exchangeability (Amendments to HKAS 21 *The Effects of Changes in Foreign Exchange Rates*)

The following amendments are effective for the period beginning on or after a date to be determined:

- Sales or Contribution of Assets between an Investor and its Associate or Joint Venture (Amendments to HKFRS 10 and HKAS28)

The Group does not expect those other standards issued by the HKICPA, but are yet to be effective, to have a material impact on the Group.

2.4 ACCOUNTING POLICIES

Investments in joint ventures

A joint venture is a type of joint arrangement whereby the parties that have joint control of the arrangement have rights to the net assets of the joint venture. Joint control is the contractually agreed sharing of control of an arrangement, which exists only when decisions about the relevant activities require the unanimous consent of the parties sharing control.

The Group's investments in joint ventures are stated in the consolidated statement of financial position at the Group's share of net assets under the equity method of accounting, less any impairment losses.

NOTES TO THE CONSOLIDATED FINANCIAL STATEMENTS

For the year ended 31 December 2023

2.4 ACCOUNTING POLICIES (continued)

Business combinations and goodwill

Business combinations are accounted for using the acquisition method. The consideration transferred is measured at the acquisition date fair value which is the sum of the acquisition date fair values of assets transferred by the Group, liabilities assumed by the Group to the former owners of the acquiree and the equity interests issued by the Group in exchange for control of the acquiree. For each business combination, the Group elects whether to measure the non-controlling interests in the acquiree that are present ownership interests and entitle their holders to a proportionate share of net assets in the event of liquidation at fair value or at the proportionate share of the acquiree's identifiable net assets. Acquisition-related costs are expensed as incurred.

Goodwill is initially measured at cost, being the excess of the aggregate of the consideration transferred, the amount recognized for non-controlling interests and any fair value of the Group's previously held equity interests in the acquiree over the identifiable assets acquired and liabilities assumed.

After initial recognition, goodwill is measured at cost less any accumulated impairment losses. Goodwill is tested for impairment annually or more frequently if events or changes in circumstances indicate that the carrying value may be impaired. The Group performs its annual impairment test of goodwill as at 31 December. As the purpose of impairment testing, goodwill acquired in a business combination is, from the acquisition date, allocated to each of the Group's cash-generating units, or groups of cash-generating units, that are expected to benefit from the synergies of the combination, irrespective of whether other assets or liabilities of the Group are assigned to those units or groups of units.

Impairment is determined by assessing the recoverable amount of the cash-generating unit (group of cash-generating units) to which the goodwill relates. Where the recoverable amount of the cash-generating unit (group of cash-generating units) is less than the carrying amount, an impairment loss is recognized. An impairment loss recognized for goodwill is not reversed in a subsequent period.

Fair value measurement

The Group measures its investment properties and financial assets at fair value through profit or loss at fair value at the end of each reporting period. Fair value is the price that would be received to sell an asset or paid to transfer a liability in an orderly transaction between market participants at the measurement date. The fair value measurement is based on the presumption that the transaction to sell the asset or transfer the liability takes place either in the principal market for the asset, or in the absence of a principal market, in the most advantageous market for the asset. The principal or the most advantageous market must be accessible by the Group. The fair value of an asset is measured using the assumptions that market participants would use when pricing the asset, assuming that market participants act in their economic best interest.

A fair value measurement of a non-financial asset takes into account a market participant's ability to generate economic benefits by using the asset in its highest and best use or by selling it to another market participant that would use the asset in its highest and best use.

The Group uses valuation techniques that are appropriate in the circumstances and for which sufficient data are available to measure fair value, maximizing the use of relevant observable inputs and minimizing the use of unobservable inputs.



NOTES TO THE CONSOLIDATED FINANCIAL STATEMENTS

For the year ended 31 December 2023

2.4 ACCOUNTING POLICIES (continued)

Fair value measurement (continued)

All assets and liabilities for which fair value is measured or disclosed in the financial statements are categorized within the fair value hierarchy, described as follows, based on the lowest level input that is significant to the fair value measurement as a whole:

Level 1 – based on quoted prices (unadjusted) in active markets for identical assets or liabilities

Level 2 – based on valuation techniques for which the lowest level input that is significant to the fair value measurement is observable, either directly or indirectly

Level 3 – based on valuation techniques for which the lowest level input that is significant to the fair value measurement is unobservable

For assets and liabilities that are recognized in the financial statements on a recurring basis, the Group determines whether transfers have occurred between levels in the hierarchy by reassessing categorization (based on the lowest level input that is significant to the fair value measurement as a whole) at the end of each reporting period.

Impairment of non-financial assets

Where an indication of impairment exists, or when annual impairment testing for an asset is required (other than inventories, deferred tax assets, financial assets, investment properties and non-current assets/a disposal classified as group held for sale), the asset's recoverable amount is estimated. An asset's recoverable amount is the higher of the asset's or cash-generating unit's value in use and its fair value less costs of disposal, and is determined for an individual asset, unless the asset does not generate cash inflows that are largely independent of those from other assets or groups of assets, in which case the recoverable amount is determined for the cash-generating unit to which the asset belongs. In testing a cash-generating unit for impairment, a portion of the carrying amount of a corporate asset is allocated to an individual cash-generating unit if it can be allocated on a reasonable and consistent basis or, otherwise, to the smallest group of cash-generating units.

An impairment loss is recognized only if the carrying amount of an asset exceeds its recoverable amount. In assessing value in use, the estimated future cash flows are discounted to their present value using a pre-tax discount rate that reflects current market assessments of the time value of money and the risks specific to the asset. An impairment loss is charged to the statement of profit or loss in the period in which it arises in those expense categories consistent with the function of the impaired asset.

An assessment is made at the end of each reporting period as to whether there is an indication that previously recognized impairment losses may no longer exist or may have decreased. If such an indication exists, the recoverable amount is estimated. A previously recognized impairment loss of an asset other than goodwill is reversed only if there has been a change in the estimates used to determine the recoverable amount of that asset, but not to an amount higher than the carrying amount that would have been determined (net of any depreciation/amortization) had no impairment loss been recognized for the asset in prior years. A reversal of such an impairment loss is credited to the statement of profit or loss in the period in which it arises.

NOTES TO THE CONSOLIDATED FINANCIAL STATEMENTS

For the year ended 31 December 2023

2.4 ACCOUNTING POLICIES (continued)

Property, plant and equipment and depreciation

Property, plant and equipment, other than freehold land and construction in progress, are stated at cost less accumulated depreciation and any impairment losses. The cost of an item of property, plant and equipment comprises its purchase price and any directly attributable costs of bringing the asset to its working condition and location for its intended use.

Depreciation is calculated on the straight-line basis to write off the cost of each item of property, plant and equipment to its residual value over its estimated useful life. The principal annual rates used for this purpose are as follows:

Leasehold land and buildings	5%
Leasehold improvements	10%
Plant and machinery	10%
Furniture, fixtures and equipment	19% to 32%
Motor vehicles	24%

An item of property, plant and equipment including any significant part initially recognized is derecognized upon disposal or when no future economic benefits are expected from its use or disposal. Any gain or loss on disposal or retirement recognized in the statement of profit or loss in the year the asset is derecognized is the difference between the net sales proceeds and the carrying amount of the relevant asset.

Investment properties

Investment properties are interests in buildings held to earn rental income and/or for capital appreciation, rather than for use in the production or supply of goods or services or for administrative purposes; or for sale in the ordinary course of business. Such properties are measured initially at cost, including transaction costs. Subsequent to initial recognition, investment properties are stated at fair value, which reflects market conditions at the end of the reporting period.

Gains or losses arising from changes in the fair values of investment properties are included in the statement of profit or loss in the year in which they arise.

Any gains or losses on the retirement or disposal of an investment property are recognized in the statement of profit or loss in the year of the retirement or disposal.

Intangible assets (other than goodwill)

Intangible assets acquired separately are measured on initial recognition at cost. The cost of intangible assets acquired in a business combination is the fair value at the date of acquisition. The useful lives of intangible assets are assessed to be either finite or indefinite. Intangible assets with finite lives are subsequently amortized over the useful economic life and assessed for impairment whenever there is an indication that the intangible asset may be impaired. The amortization period and the amortization method for an intangible asset with a finite useful life are reviewed at least at each financial year end.

Patents and licences

Purchased patents and licences are stated at cost less any impairment losses and are amortized on the straight-line basis over their estimated useful lives of 10 years.

NOTES TO THE CONSOLIDATED FINANCIAL STATEMENTS

For the year ended 31 December 2023

2.4 ACCOUNTING POLICIES (continued)

Leases

The Group assesses at contract inception whether a contract is, or contains, a lease. A contract is, or contains, a lease if the contract conveys the right to control the use of an identified asset for a period of time in exchange for consideration.

Group as a lessee

The Group applies a single recognition and measurement approach for all leases, except for short-term leases and leases of low-value assets. The Group recognizes lease liabilities to make lease payments and right-of-use assets representing the right to use the underlying assets.

(a) *Right-of-use assets*

Right-of-use assets are recognized at the commencement date of the lease (that is the date the underlying asset is available for use). Right-of-use assets are measured at cost, less any accumulated depreciation and any impairment losses, and adjusted for any remeasurement of lease liabilities. The cost of right-of-use assets includes the amount of lease liabilities recognized, initial direct costs incurred, and lease payments made at or before the commencement date less any lease incentives received. Right-of-use assets are depreciated on a straight-line basis over the shorter of the lease terms and the estimated useful lives of the assets as follows:

Leased properties	3–4 years
-------------------	-----------

If ownership of the leased asset transfers to the Group by the end of the lease term or the cost reflects the exercise of a purchase option, depreciation is calculated using the estimated useful life of the asset.

(b) *Lease liabilities*

Lease liabilities are recognized at the commencement date of the lease at the present value of lease payments to be made over the lease term. The lease payments include fixed payments (including in-substance fixed payments) less any lease incentives receivable, variable lease payments that depend on an index or a rate, and amounts expected to be paid under residual value guarantees. The lease payments also include the exercise price of a purchase option reasonably certain to be exercised by the Group and payments of penalties for termination of a lease, if the lease term reflects the Group exercising the option to terminate the lease.

In calculating the present value of lease payments, the Group uses its incremental borrowing rate at the lease commencement date because the interest rate implicit in the lease is not readily determinable. After the commencement date, the amount of lease liabilities is increased to reflect the accretion of interest and reduced for the lease payments made. In addition, the carrying amount of lease liabilities is remeasured if there is a modification, a change in the lease term, a change in lease payments (e.g., a change to future lease payments resulting from a change in an index or rate) or a change in assessment of an option to purchase the underlying asset.

The Group's lease liabilities are included in interest-bearing bank and other borrowings.

NOTES TO THE CONSOLIDATED FINANCIAL STATEMENTS

For the year ended 31 December 2023

2.4 ACCOUNTING POLICIES (continued)

Leases (continued)

Group as a lessee (continued)

(c) Short-term leases and leases of low-value assets

The Group applies the short-term lease recognition exemption to its short-term leases of machinery and equipment (that is those leases that have a lease term of 12 months or less from the commencement date and do not contain a purchase option). It also applies the recognition exemption for leases of low-value assets to leases of other equipment that is considered to be of low value.

Lease payments on short-term leases and leases of low-value assets are recognized as an expense on a straight-line basis over the lease term.

Group as a lessor

When the Group acts as a lessor, it classifies at lease inception (or when there is a lease modification) each of its leases as either an operating lease or a finance lease.

Leases in which the Group does not transfer substantially all the risks and rewards incidental to ownership of an asset are classified as operating leases. When a contract contains lease and non-lease components, the Group allocates the consideration in the contract to each component on a relative stand-alone selling price basis. Rental income is accounted for on a straight-line basis over the lease terms and is included in revenue in the statement of profit or loss due to its operating nature. Initial direct costs incurred in negotiating and arranging an operating lease are added to the carrying amount of the leased asset and recognized over the lease term on the same basis as rental income.

Investments and other financial assets

Initial recognition and measurement

Financial assets are classified, at initial recognition, as subsequently measured at amortized cost, and fair value through profit or loss.

The classification of financial assets at initial recognition depends on the financial asset's contractual cash flow characteristics and the Group's business model for managing them. With the exception of trade receivables that do not contain a significant financing component or for which the Group has applied the practical expedient of not adjusting the effect of a significant financing component, the Group initially measures a financial asset at its fair value, plus in the case of a financial asset not at fair value through profit or loss, transaction costs. Trade receivables that do not contain a significant financing component or for which the Group has applied the practical expedient are measured at the transaction price determined under HKFRS 15 in accordance with the policies set out for "Revenue recognition" below.

In order for a financial asset to be classified and measured at amortized cost or fair value through other comprehensive income, it needs to give rise to cash flows that are solely payments of principal and interest ("SPPI") on the principal amount outstanding. Financial assets with cash flows that are not SPPI are classified and measured at fair value through profit or loss, irrespective of the business model.



NOTES TO THE CONSOLIDATED FINANCIAL STATEMENTS

For the year ended 31 December 2023

2.4 ACCOUNTING POLICIES (continued)

Investments and other financial assets (continued)

Initial recognition and measurement (continued)

The Group's business model for managing financial assets refers to how it manages its financial assets in order to generate cash flows. The business model determines whether cash flows will result from collecting contractual cash flows, selling the financial assets, or both. Financial assets classified and measured at amortized cost are held within a business model with the objective to hold financial assets in order to collect contractual cash flows, while financial assets classified and measured at fair value through other comprehensive income are held within a business model with the objective of both holding to collect contractual cash flows and selling. Financial assets which are not held within the aforementioned business models are classified and measured at fair value through profit or loss.

All regular way purchases and sales of financial assets are recognized on the trade date, that is, the date that the Group commits to purchase or sell the asset.

Subsequent measurement

The subsequent measurement of financial assets depends on their classification as follows:

Financial assets at amortized cost (debt instruments)

Financial assets at amortized cost are subsequently measured using the effective interest method and are subject to impairment. Gains and losses are recognized in the statement of profit or loss when the asset is derecognized, modified or impaired.

Financial assets at fair value through profit or loss

Financial assets at fair value through profit or loss are carried in the statement of financial position at fair value with net changes in fair value recognized in the statement of profit or loss.

Derecognition of financial assets

A financial asset (or, where applicable, a part of a financial asset or part of a group of similar financial assets) is primarily derecognized (i.e., removed from the Group's consolidated statement of financial position) when:

- the rights to receive cash flows from the asset have expired; or
- the Group has transferred its rights to receive cash flows from the asset or has assumed an obligation to pay the received cash flows in full without material delay to a third party under a "pass-through" arrangement; and either (a) the Group has transferred substantially all the risks and rewards of the asset, or (b) the Group has neither transferred nor retained substantially all the risks and rewards of the asset, but has transferred control of the asset.

When the Group has transferred its rights to receive cash flows from an asset or has entered into a pass-through arrangement, it evaluates if, and to what extent, it has retained the risk and rewards of ownership of the asset. When it has neither transferred nor retained substantially all the risks and rewards of the asset nor transferred control of the asset, the Group continues to recognize the transferred asset to the extent of the Group's continuing involvement. In that case, the Group also recognizes an associated liability. The transferred asset and the associated liability are measured on a basis that reflects the rights and obligations that the Group has retained.

NOTES TO THE CONSOLIDATED FINANCIAL STATEMENTS

For the year ended 31 December 2023

2.4 ACCOUNTING POLICIES (continued)

Impairment of financial assets

The Group recognizes an allowance for expected credit losses (“ECLs”) for all debt instruments not held at fair value through profit or loss. ECLs are based on the difference between the contractual cash flows due in accordance with the contract and all the cash flows that the Group expects to receive, discounted at an approximation of the original effective interest rate. The expected cash flows will include cash flows from the sale of collateral held or other credit enhancements that are integral to the contractual terms.

General approach

ECLs are recognized in two stages. For credit exposures for which there has not been a significant increase in credit risk since initial recognition, ECLs are provided for credit losses that result from default events that are possible within the next 12 months (a 12-month ECL). For those credit exposures for which there has been a significant increase in credit risk since initial recognition, a loss allowance is required for credit losses expected over the remaining life of the exposure, irrespective of the timing of the default (a lifetime ECL).

At each reporting date, the Group assesses whether the credit risk on a financial instrument has increased significantly since initial recognition. When making the assessment, the Group compares the risk of a default occurring on the financial instrument as at the reporting date with the risk of a default occurring on the financial instrument as at the date of initial recognition and considers reasonable and supportable information that is available without undue cost or effort, including historical and forward-looking information. The Group considers that there has been a significant increase in credit risk when contractual payments are more than 30 days past due.

The Group considers a financial asset in default when contractual payments are one year past due. However, in certain cases, the Group may also consider a financial asset to be in default when internal or external information indicates that the Group is unlikely to receive the outstanding contractual amounts in full before taking into account any credit enhancements held by the Group. A financial asset is written off when there is no reasonable expectation of recovering the contractual cash flows.

Debt investments at fair value through other comprehensive income and financial assets at amortized cost are subject to impairment under the general approach and they are classified within the following stages for measurement of ECLs except for trade receivables and contract assets which apply the simplified approach as detailed below.

- Stage 1 – Financial instruments for which credit risk has not increased significantly since initial recognition and for which the loss allowance is measured at an amount equal to 12-month ECLs
- Stage 2 – Financial instruments for which credit risk has increased significantly since initial recognition but that are not credit-impaired financial assets and for which the loss allowance is measured at an amount equal to lifetime ECLs
- Stage 3 – Financial assets that are credit-impaired at the reporting date (but that are not purchased or originated credit-impaired) and for which the loss allowance is measured at an amount equal to lifetime ECLs



NOTES TO THE CONSOLIDATED FINANCIAL STATEMENTS

For the year ended 31 December 2023

2.4 ACCOUNTING POLICIES (continued)

Impairment of financial assets (continued)

Simplified approach

For trade receivables that do not contain a significant financing component or when the Group applies the practical expedient of not adjusting the effect of a significant financing component, the Group applies the simplified approach in calculating ECLs. Under the simplified approach, the Group does not track changes in credit risk, but instead recognizes a loss allowance based on lifetime ECLs at each reporting date. The Group has established a provision matrix that is based on its historical credit loss experience, adjusted for forward-looking factors specific to the debtors and the economic environment.

Financial liabilities

Initial recognition and measurement

Financial liabilities are classified, at initial recognition, as financial liabilities at amortised cost, loans and borrowings, payables, as appropriate.

All financial liabilities are recognized initially at fair value and, in the case of loans and borrowings and payables, net of directly attributable transaction costs.

The Group's financial liabilities include trade and other payables, loan from and amount due to the ultimate/an intermediate holding company and interest-bearing bank and other borrowings.

Subsequent measurement

The subsequent measurement of financial liabilities depends on their classification as follows:

Financial liabilities at amortized cost (loans and borrowings)

After initial recognition, interest-bearing loans and borrowings are subsequently measured at amortized cost, using the effective interest rate method unless the effect of discounting would be immaterial, in which case they are stated at cost. Gains and losses are recognized in the statement of profit or loss when the liabilities are derecognized as well as through the effective interest rate amortization process.

Amortized cost is calculated by taking into account any discount or premium on acquisition and fees or costs that are an integral part of the effective interest rate. The effective interest rate amortization is included in finance costs in the statement of profit or loss.

Derecognition of financial liabilities

A financial liability is derecognized when the obligation under the liability is discharged or cancelled, or expires.

When an existing financial liability is replaced by another from the same lender on substantially different terms, or the terms of an existing liability are substantially modified, such an exchange or modification is treated as a derecognition of the original liability and the recognition of a new liability, and the difference between the respective carrying amounts is recognized in the statement of profit or loss.

NOTES TO THE CONSOLIDATED FINANCIAL STATEMENTS

For the year ended 31 December 2023

2.4 ACCOUNTING POLICIES (continued)

Inventories

Inventories includes raw materials, finished goods and properties under development. The carrying value of properties under development comprises the costs of land use rights together with development expenditure. Inventories are stated at the lower of cost and net realisable value. Cost is determined on the weighted average basis and, in the case of work in progress and finished goods, comprises direct materials, direct labour and an appropriate proportion of overheads. Net realisable value is based on the estimated selling prices less any estimated costs to be incurred to completion and disposal.

Income tax

Income tax comprises current and deferred tax. Income tax relating to items recognized outside profit or loss is recognized outside profit or loss, either in other comprehensive income or directly in equity.

Current tax assets and liabilities are measured at the amount expected to be recovered from or paid to the taxation authorities, based on tax rates (and tax laws) that have been enacted or substantively enacted by the end of the reporting period, taking into consideration interpretations and practices prevailing in the countries in which the Group operates.

Deferred tax is provided, using the liability method, on all temporary differences at the end of the reporting period between the tax bases of assets and liabilities and their carrying amounts for financial reporting purposes.

Deferred tax liabilities are recognized for all taxable temporary differences, except:

- when the deferred tax liability arises from the initial recognition of goodwill, at the time of the transaction, affects neither the accounting profit nor taxable profit or loss; and
- in respect of taxable temporary differences associated with investments in subsidiaries and associates, when the timing of the reversal of the temporary differences can be controlled and it is probable that the temporary differences will not reverse in the foreseeable future.

Deferred tax assets are recognized for all deductible temporary differences, and the carryforward of unused tax credits and any unused tax losses. Deferred tax assets are recognized, to the extent that it is probable that taxable profit will be available against which the deductible temporary differences, and the carryforward of unused tax credits and unused tax losses can be utilised, except:

Deferred tax assets and liabilities are measured at the tax rates that are expected to apply to the period when the asset is realised or the liability is settled, based on tax rates (and tax laws) that have been enacted or substantively enacted by the end of the reporting period.

Deferred tax assets and deferred tax liabilities are offset if and only if the Group has a legally enforceable right to set off current tax assets and current tax liabilities and the deferred tax assets and deferred tax liabilities relate to income taxes levied by the same taxation authority on either the same taxable entity or different taxable entities which intend either to settle current tax liabilities and assets on a net basis, or to realise the assets and settle the liabilities simultaneously, in each future period in which significant amounts of deferred tax liabilities or assets are expected to be settled or recovered.



NOTES TO THE CONSOLIDATED FINANCIAL STATEMENTS

For the year ended 31 December 2023

2.4 ACCOUNTING POLICIES (continued)

Government grants

Government grants are recognized at their fair value where there is reasonable assurance that the grant will be received and all attaching conditions will be complied with. When the grant relates to an expense item, it is recognized as income on a systematic basis over the periods that the costs, for which it is intended to compensate, are expensed.

Where the grant relates to an asset, the fair value is credited to a deferred income account and is released to the statement of profit or loss over the expected useful life of the relevant asset by equal annual instalments or deducted from the carrying amount of the asset and released to the statement of profit or loss by way of a reduced depreciation charge.

Revenue recognition

Sale of industrial products

Revenue from the sale of goods is recognized at the point in time when control of the asset is transferred to the customer, generally on delivery of goods.

Some contracts for the sale of education equipment provide customers with rights of return and volume rebates. The rights of return and volume rebates give rise to variable consideration.

Construction consulting income is recognized at a point in time after winning the bid in accordance with the contract.

Real estate development income is recognized upon delivery of the property.

Revenue from other sources

Rental income is recognized on a time proportion basis over the lease terms.

Interest income is recognized on an accrual basis using the effective interest method by applying the rate that exactly discounts the estimated future cash receipts over the expected life of the financial instrument or a shorter period, when appropriate, to the net carrying amount of the financial asset.

Other income

Dividend income is recognized when the shareholders' right to receive payment has been established, it is probable that the economic benefits associated with the dividend will flow to the Group and the amount of the dividend can be measured reliably.

Contract liabilities

A contract liability is recognized when a payment is received or a payment is due (whichever is earlier) from a customer before the Group transfers the related goods or services. Contract liabilities are recognized as revenue when the Group performs under the contract.

NOTES TO THE CONSOLIDATED FINANCIAL STATEMENTS

For the year ended 31 December 2023

2.4 ACCOUNTING POLICIES (continued)

Employee benefits

Pension schemes

The employees of the Group's subsidiaries which operate in Mainland China are required to participate in central pension schemes operated by the local municipal governments. These subsidiaries are required to contribute a certain percentage of their payroll costs to the central pension schemes. The contributions are charged to the statement of profit or loss as they become payable in accordance with the rules of the central pension schemes.

3. SIGNIFICANT ACCOUNTING JUDGEMENTS AND ESTIMATES

The preparation of the Group's financial statements requires management to make judgements, estimates and assumptions that affect the reported amounts of revenues, expenses, assets and liabilities, and their accompanying disclosures, and the disclosure of contingent liabilities. Uncertainty about these assumptions and estimates could result in outcomes that could require a material adjustment to the carrying amounts of the assets or liabilities affected in the future.

Judgements

In the process of applying the Group's accounting policies, management has made the following judgements, apart from those involving estimations, which have the most significant effect on the amounts recognized in the financial statements:

Estimation uncertainty

The key assumptions concerning the future and other key sources of estimation uncertainty at the end of the reporting period, that have a significant risk of causing a material adjustment to the carrying amounts of assets and liabilities within the next financial year, are described below.

Fair values of investment properties

Investment properties are carried in the consolidated statement of financial position at 31 December 2023 at a fair value of RMB433,633,000 (31 December 2022: RMB460,875,000). The fair value was based on valuations on these properties conducted by a firm of independent professional valuers using property valuation techniques which involve certain assumptions of market conditions. Favourable or unfavourable changes to these assumptions would result in changes in the fair value of the Group's investment properties and corresponding adjustments to the amount of gain or loss reported in the consolidated statement of profit or loss and other comprehensive income. Details of the fair value measurements are set out in note 13.

Estimated impairment of goodwill and other intangible assets

Determining whether goodwill and intangible assets are impaired requires an estimation of the recoverable amount of the cash-generating unit to which goodwill and intangible assets have been allocated, which is the higher of the value in use or fair value less costs of disposal. The value in use calculation requires the Group to estimate the present value of future cash flows expected to arise from the cash-generating unit containing goodwill and other intangible assets using a suitable discount rate, growth rates, budgeted sales and gross margins. Where the actual future cash flows are less than expected, or changes in facts and circumstances result in a downward revision of future cash flows, a material impairment loss may arise. As at 31 December 2023, the carrying amounts of goodwill and other intangible assets were RMB1,970,000 and RMB10,199,000 (31 December 2022: RMB1,970,000 and RMB12,578,000), respectively. Details of the impairment review are disclosed in note 15 and note 16.



NOTES TO THE CONSOLIDATED FINANCIAL STATEMENTS

For the year ended 31 December 2023

3. SIGNIFICANT ACCOUNTING JUDGEMENTS AND ESTIMATES (continued)

Estimation uncertainty (continued)

Provision for expected credit losses on trade receivables

The Group uses a provision matrix to calculate ECLs for the trade receivables. The provision rates are based on internal credit ratings as groupings of various debtors that have similar loss patterns. The provision matrix is based on the Group's historical default rates, taking into consideration forward-looking information that is reasonable and supportable available without undue costs or effort. At each reporting date, the historical observed default rates are reassessed and changes in the forward-looking information are considered. In addition, trade receivables with significant balances which are credit impaired are assessed for ECLs individually.

The provision for ECLs is sensitive to changes in estimates. The information about the ECLs assessment of the Group's trade receivables is disclosed in note 20.

Provision for expected credit losses on amounts due from joint ventures

The Group uses a provision matrix to calculate ECLs for amounts due from joint ventures. The provision rates are based on three scenarios: pessimistic, base and optimistic. The provision matrix is based on the value of collateral, taking into account the discount rate of collateral sales in the three scenarios mentioned above, to evaluate the default rates. At each reporting date, the value of the collateral is reassessed and changes in the discount rate of collateral sales are considered.

The provision for ECLs is sensitive to changes in estimates. The information about the ECLs assessment of the Group's amounts due from joint ventures are disclosed in note 32.

Estimated useful lives of intangible assets

The Group's management determines the estimated useful lives of intangible assets. This estimate is based on the historical experience of the actual useful lives of intangible assets of a similar nature and functions. It could change significantly as a result of technical innovations and competitor actions in response to market conditions. Actual economic lives may differ from estimated useful lives. If the actual useful lives of intangible assets are less than the original estimated useful lives due to changes in commercial and technological environment, such difference will impact the amortization charges for the remaining periods.

Deferred tax assets

Deferred tax assets are recognized for unused tax losses to the extent that it is probable that taxable profit will be available against which the losses can be utilized. Significant management judgement is required to determine the amount of deferred tax assets that can be recognized, based upon the likely timing and level of future taxable profits together with future tax planning strategies. Further details are contained in note 25 to the consolidated financial statements.

Provision for properties under development

Estimation of net realisable value of the Group's properties under development involves significant judgements and is critically dependent upon the Group's estimation of the market selling prices and the future costs to completion.

The Group assesses the carrying amounts of properties under development according to their net realisable value based on the realisability of these properties, taking into account costs to completion based on past experience and net sales value based on prevailing market conditions. Provision is made when events or changes in circumstances indicate that the carrying amounts may not be realised. The assessment requires the use of judgement and estimates.

NOTES TO THE CONSOLIDATED FINANCIAL STATEMENTS

For the year ended 31 December 2023

4. OPERATING SEGMENT INFORMATION

For management purposes, the Group is organised into business units based on their products and services and has five reportable segments as follows:

- Leasing of properties: this segment mainly leases residential, industrial and commercial premises to generate rental income;
- Production and sale of education equipment: this segment is engaged in the research and development, production and sale of digital Chinese calligraphy education equipment together with relevant learning and tutorial sessions;
- Loan financing: this segment provides loan financing services to individuals or corporate customers. The Group possesses a money lender licence and its money lending business is mainly carried out in Hong Kong;
- Consulting service: this segment provides construction project supervision, project cost consulting services and bidding consulting in Mainland China; and
- Real estate development: this segment provides real estate development services in Mainland China.

Management monitors the results of the Group's operating segments separately for the purpose of making decisions about resource allocation and performance assessment. Segment performance is evaluated based on reportable segment profit/loss, which is a measure of adjusted profit/loss before tax. The adjusted profit/loss before tax is measured consistently with the Group's profit before tax except that fair value changes of investment properties, certain other income, certain other gains and losses, certain employee benefit expenses, finance costs, as well as certain other operating expenses are excluded from such measurement.

Segment assets exclude deferred tax assets and cash and cash equivalents, financial assets at fair value through profit or loss, other financial assets, tax recoverable, certain property, plant and equipment, certain other receivables of the corporate offices and assets classified as held for sale.

Segment liabilities exclude certain other payables and accrued charges of the corporate offices as these liabilities are managed on a group basis.

NOTES TO THE CONSOLIDATED FINANCIAL STATEMENTS

For the year ended 31 December 2023

4. OPERATING SEGMENT INFORMATION (continued)

Segment revenue and results

For the year ended 31 December 2023

	Segment revenue RMB'000	Segment results RMB'000
Leasing of properties	8,839	(25,470)
Production and sale of education equipment	33,466	(4,849)
Consulting service	–	2,144
Loan financing	–	(24)
Real estate development	–	(2)
	<u>42,305</u>	<u>(28,201)</u>
Segment total		
		4,396
Unallocated income		<u>(36,589)</u>
Unallocated expenses		
Loss before tax		<u>(60,394)</u>

For the year ended 31 December 2022

	Segment revenue RMB'000	Segment results RMB'000
Leasing of properties	25,507	(62,578)
Production and sale of education equipment	31,094	(6,019)
Consulting service	–	(9,816)
Loan financing	–	(29)
Real estate development	–	(1)
	<u>56,601</u>	<u>(78,443)</u>
Segment total		
		21,348
Unallocated income		<u>(27,668)</u>
Unallocated expenses		
Loss before tax		<u>(84,763)</u>

NOTES TO THE CONSOLIDATED FINANCIAL STATEMENTS

For the year ended 31 December 2023

4. OPERATING SEGMENT INFORMATION (continued)

Segment assets and liabilities

	Segment assets		Segment liabilities	
	2023 RMB'000	2022 RMB'000	2023 RMB'000	2022 RMB'000
Leasing of properties	602,059	617,150	482,378	463,968
Production and sale of education equipment	63,301	69,655	12,595	13,370
Consulting service	32,920	10,326	24,693	10,704
Loan financing	–	–	–	27
Real estate development	376,885	213,550	338,443	175,091
Segment total	1,075,165	910,681	858,109	663,160
Unallocated:				
Cash and cash equivalents	156,267	173,011	–	–
Others	15,566	16,750	35,579	38,887
Total	1,246,998	1,100,442	893,688	702,047

Other segment information

Year ended 31 December 2023

	Leasing of properties RMB'000	Production and sale of education equipment RMB'000	Consulting service RMB'000	Loan financing RMB'000	Real estate development RMB'000	Others RMB'000	Total RMB'000
Share of losses of joint ventures	–	–	5,694	–	–	–	5,694
Impairment losses recognised in the statement of profit, net	–	2,173	–	–	–	–	2,173
Decrease in fair value of investment properties	(29,202)	–	–	–	–	–	(29,202)
Depreciation and amortization	1,515	3,119	825	–	–	223	5,682
Investments in joint ventures	–	–	9,612	–	–	–	9,612
Capital expenditure*	1,724	648	–	–	–	–	2,372

NOTES TO THE CONSOLIDATED FINANCIAL STATEMENTS

For the year ended 31 December 2023

4. OPERATING SEGMENT INFORMATION (continued)

Segment assets and liabilities (continued)

Year ended 31 December 2022

	Leasing of properties RMB'000	Production and sale of education equipment RMB'000	Consulting service RMB'000	Loan financing RMB'000	Real estate development RMB'000	Others RMB'000	Total RMB'000
Share of losses of joint ventures	-	-	(6,795)	-	-	-	(6,795)
Impairment losses recognised in the statement of profit or (loss), net	43,578	3,853	(701)	-	-	-	46,730
Decrease in fair value of investment properties	(39,902)	-	-	-	-	-	(39,902)
Depreciation and amortization	1,255	2,624	862	-	-	26	4,767
Investments in joint ventures	-	-	3,918	-	-	-	3,918
Capital expenditure*	12	1,506	-	-	-	339	1,857

* Capital expenditure consists of addition to property, plant and equipment and right-of-use assets.

Geographical information

(a) Revenue from external customers

	2023 RMB'000	2022 RMB'000
Mainland China	39,593	53,638
Hong Kong	2,712	2,963
	42,305	56,601

(b) Non-current assets

	2023 RMB'000	2022 RMB'000
Mainland China	344,581	369,646
Hong Kong	154,854	154,411
	499,435	524,057

The non-current asset information above is based on the locations of the assets and excludes deferred tax assets.

Information about a major customer

Revenue of approximately RMB2,160,000 (year ended 31 December 2022: RMB19,240,000) was derived from rental income received from a single customer.

NOTES TO THE CONSOLIDATED FINANCIAL STATEMENTS

For the year ended 31 December 2023

5. REVENUE, OTHER INCOME AND GAINS

An analysis of revenue is as follows:

	2023 RMB'000	2022 RMB'000
<i>Revenue from contracts with customers</i>		
Sale of education equipment	33,466	31,094
<i>Revenue from other sources</i>		
Gross rental income from investment property operating leases with fixed payments	8,839	25,507
	<u>42,305</u>	<u>56,601</u>

Revenue from contracts with customers

(a) Disaggregated revenue information

	2023 RMB'000	2022 RMB'000
Segments		
Sale of education equipment		
Geographical markets		
Mainland China	33,466	31,094
Timing of revenue recognition		
Goods transferred at a point in time	33,466	31,094

Set out below is the reconciliation of the revenue from contracts with customers to the amounts disclosed in the segment information:

	2023 RMB'000	2022 RMB'000
Segments		
Sale of education equipment		
Revenue from contracts with customers		
External customers	33,466	31,094

The following table shows the amounts of revenue recognized in the current reporting period that were included in the contract liabilities at the beginning of the reporting period:

	2023 RMB'000	2022 RMB'000
Sale of education equipment	1,271	2,891

NOTES TO THE CONSOLIDATED FINANCIAL STATEMENTS

For the year ended 31 December 2023

5. REVENUE, OTHER INCOME AND GAINS (continued)

Revenue from contracts with customers (continued)

(b) Performance obligations

Information about the Group's performance obligations is summarised below:

Sale of education equipment

The performance obligation of the sale of education equipment is satisfied upon delivery of goods and payment in advance is generally required.

An analysis of other income is as follows:

	2023 RMB'000	2022 RMB'000
Other income:		
Bank interest income	3,479	642
Investment income from financial assets at fair value through profit or loss	162	154
Investment income from other financial assets	173	799
Interest from a loan	–	19,165
Government grant (Note)	557	1,095
Others	295	112
	<u>4,666</u>	<u>21,967</u>

Note: The amount of the government grant represents the incentive subsidies received from the local district authorities in Mainland China for business activities carried out by the Group in the district. There are no unfulfilled conditions related to the grants.

An analysis of other gains and losses is as follows:

	2023 RMB'000	2022 RMB'000
Other gains and losses:		
Net foreign exchange gain	768	4,857
Loss from change in fair value of financial assets at fair value through profit or loss	(109)	(465)
	<u>659</u>	<u>4,392</u>

NOTES TO THE CONSOLIDATED FINANCIAL STATEMENTS

For the year ended 31 December 2023

6. LOSS BEFORE TAX

The Group's loss before tax is arrived at after charging/(crediting):

	Notes	2023 RMB'000	2022 RMB'000
Auditor's remuneration		860	2,173
Depreciation of property, plant and equipment	12	2,299	1,513
Depreciation of right-of-use assets	14	1,004	820
Amortization of intangible assets	16	2,379	2,434
Impairment losses on financial assets, net	20, 32	1,150	43,455
Impairment losses on goodwill	15	–	3,240
Impairment losses on inventories	19	1,023	35
Investment income from financial assets at fair value through profit or loss	5	(162)	(154)
Loss/(gain) on disposal of items of property, plant and equipment		1	(57)
Investment income from other financial assets	5	(173)	(799)
Government grant	5	(557)	(1,095)
Net foreign exchange gain	5	(768)	(4,857)
Loss from change in fair value of financial assets at fair value through profit or loss	5	109	465
Expense relating to short-term leases	14	100	79
Cost of inventories sold		22,408	18,574
Directors' fees (note 8(a))	8	400	400
Other staff costs:			
– Salaries and other benefits		12,948	12,682
– Retirement benefit scheme contributions		932	919
Total staff costs		14,280	14,001
Gross rental income		(8,839)	(25,507)
Less: Direct operating expenses that generate rental income during the year		1,161	270
		(7,678)	(25,237)

NOTES TO THE CONSOLIDATED FINANCIAL STATEMENTS

For the year ended 31 December 2023

7. FINANCE COSTS

An analysis of finance costs is as follows:

	2023 RMB'000	2022 RMB'000
Interest on loan from the ultimate holding company	24,964	21,514
Interest on bank loan	2,885	2,120
Interest on lease liabilities	36	46
	<u>27,885</u>	<u>23,680</u>

8. DIRECTORS' AND CHIEF EXECUTIVE'S EMOLUMENTS AND HIGHEST PAID INDIVIDUALS

Directors' and chief executive's remuneration for the year, disclosed pursuant to the Rules Governing the Listing of Securities on the Hong Kong Stock Exchange (the "Listing Rules"), section 383(1)(a), (b), (c) and (f) of the Hong Kong Companies Ordinance and Part 2 of the Companies (Disclosure of Information about Benefits of Directors) Regulation, is as follows:

(a) Directors' and chief executive's emoluments

Details of the emoluments paid or payable to the directors of the Company including the chief executive during the year were as follows:

	2023					Total remuneration RMB'000
	Fees RMB'000	Salaries, allowances and benefits in kind RMB'000	Performance related bonuses RMB'000	Equity- settled share option expense RMB'000	Pension scheme contribution RMB'000	
Executive Directors:						
Mr. Cui Mingshou (notes i and iii)	-	-	-	-	-	-
Mr. Wang Yimei (notes i, ii and iii)	-	-	-	-	-	-
Mr. Hu Liang (note i)	-	-	-	-	-	-
Mr. Gao Yuzhen (note iv)	-	-	-	-	-	-
Mr. Yuan Zhi (note iv)	-	-	-	-	-	-
Independent non-executive Directors:						
Mr. Yin Tek Shing, Paul	100	-	-	-	-	100
Mr. Wong Tin Kit	100	-	-	-	-	100
Ms. Zhao Meiran	100	-	-	-	-	100
Mr. Li Xue	100	-	-	-	-	100
	<u>400</u>	<u>-</u>	<u>-</u>	<u>-</u>	<u>-</u>	<u>400</u>

NOTES TO THE CONSOLIDATED FINANCIAL STATEMENTS

For the year ended 31 December 2023

8. DIRECTORS' AND CHIEF EXECUTIVE'S EMOLUMENTS AND HIGHEST PAID INDIVIDUALS (continued)

(a) Directors' and chief executive's emoluments (continued)

	2022					
	Fees RMB'000	Salaries, allowances and benefits in kind RMB'000	Performance related bonuses RMB'000	Equity-settled share option expense RMB'000	Pension scheme contribution RMB'000	Total remuneration RMB'000
Executive Directors:						
Mr. Yuan Zhi (notes i and iv)	-	-	-	-	-	-
Mr. Gao Yuzhen (notes i and iv)	-	-	-	-	-	-
Mr. Hu Liang (note i)	-	-	-	-	-	-
Non-executive Director:						
Mr. Li Shaoran (note i)	-	-	-	-	-	-
Independent non-executive Directors:						
Mr. Yin Tek Shing, Paul	100	-	-	-	-	100
Mr. Wong Tin Kit	100	-	-	-	-	100
Ms. Zhao Meiran	100	-	-	-	-	100
Mr. Li Xue	100	-	-	-	-	100
	<u>400</u>	<u>-</u>	<u>-</u>	<u>-</u>	<u>-</u>	<u>400</u>

Notes:

- (i) The executive directors and non-executive director are also the directors or employees of the ultimate holding company and they received their emoluments from the ultimate holding company for their services in connection with the management of the affairs of the Company and the Group. There is no reasonable basis to allocate any amount to the Group.
- (ii) Mr. Wang Yimei is also the chief executive of the Company.
- (iii) The executive directors were appointed on 6 January 2023.
- (iv) The executive directors were resigned on 6 January 2023.

The emoluments of the independent non-executive directors shown above were mainly for their services as directors of the Company.

There was no arrangement under which a director or the chief executive waived or agreed to waive any remuneration during the year.

NOTES TO THE CONSOLIDATED FINANCIAL STATEMENTS

For the year ended 31 December 2023

8. DIRECTORS' AND CHIEF EXECUTIVE'S EMOLUMENTS AND HIGHEST PAID INDIVIDUALS (continued)

(b) Highest paid individuals

Of the five individuals with the highest emoluments in the Group, there was no director (31 December 2022: none). The emoluments of the 5(31 December 2022: 5) individuals were as follows:

	2023 RMB'000	2022 RMB'000
Salaries and other benefits	1,948	1,721
Retirement benefit scheme contributions	210	154
	<u>2,158</u>	<u>1,875</u>

The number of the highest paid individuals whose remuneration fell within the following band is as follows:

	2023 Number of employees	2022 Number of employees
Nil to HK\$1,000,000	<u>5</u>	<u>5</u>

During the current year and prior year, no emoluments were paid by the Group to the five highest paid individuals as an inducement to join or upon joining the Group or as compensation for loss of office.

9. INCOME TAX

Hong Kong

Hong Kong profits tax has been provided at the rate of 16.5% (2022:16.5%) on the estimated assessable profits arising in Hong Kong for the current year and prior year.

Mainland China

Under the Law of Mainland China on Enterprise Income Tax (the "EIT Law") and Implementation Regulation of the EIT Law, the general tax rate of Mainland China subsidiaries was 25% for both the current year and prior year. One of the subsidiary of the Group in the PRC is High and New Technology enterprise according to the PRC tax regulations. The subsidiary is entitled to a preferential rate of 15% for the year ended 31 December 2023 (2022: 15%).

	2023 RMB'000	2022 RMB'000
Current tax – Hong Kong Charge for the year	<u>217</u>	132
	217	132
Current tax – Mainland China Under/(over) provision in prior years	<u>5</u>	(8)
	5	(8)
Deferred (note 25)	<u>(12,980)</u>	(16,046)
Total tax credit for the year	<u>(12,758)</u>	<u>(15,922)</u>

NOTES TO THE CONSOLIDATED FINANCIAL STATEMENTS

For the year ended 31 December 2023

9. INCOME TAX (continued)

A reconciliation of the tax expense applicable to profit before tax at the statutory rates for the jurisdictions in which the Company and the majority of its subsidiaries are domiciled to the tax expense at the effective tax rates, and a reconciliation of the applicable rates to the effective tax rates, are as follows:

	2023 RMB'000	2022 RMB'000
Loss before tax	(60,394)	(84,763)
Tax at the domestic income tax rate of 25% (note)	(15,099)	(21,191)
Losses and profits attributable to joint ventures	(1,423)	1,699
Expenses not deductible for tax	7,899	5,207
Income not subject to tax	(921)	(2,837)
Tax losses not recognized	901	1
Effect of different tax rates of subsidiaries operating in other jurisdictions	(3,112)	1,507
Overprovision in prior years – Mainland China EIT	5	(8)
Additional deduction for research and development expenditure	(155)	(300)
Utilisation of tax losses	(853)	–
	<u>(12,758)</u>	<u>(15,922)</u>
Income tax credit for the year	<u>(12,758)</u>	<u>(15,922)</u>

Note: The domestic tax rate which is the Mainland China EIT rate, in the jurisdiction where the operation of the Group is substantially based, is used.

10. DIVIDENDS

No dividend was paid or proposed for ordinary shareholders of the Company during the year ended 31 December 2023 (31 December 2022: Nil).

11. LOSS PER SHARE

The calculations of the basic and diluted earnings per share attributable to ordinary equity holders of the parent are based on:

	2023 RMB'000	2022 RMB'000
Loss attributable to ordinary equity holders of the parent	<u>(47,324)</u>	<u>(63,531)</u>
	Number of shares	
	2023	2022
Number of shares		
Weighted average number of ordinary shares in issue during the year	<u>998,553,360</u>	<u>998,553,360</u>

The Company had no potentially dilutive ordinary shares in issue for both years.

NOTES TO THE CONSOLIDATED FINANCIAL STATEMENTS

For the year ended 31 December 2023

12. PROPERTY, PLANT AND EQUIPMENT

	Leasehold land and buildings RMB'000	Leasehold improvements RMB'000	Plant and machinery RMB'000	Furniture, fixtures and equipment RMB'000	Motor vehicles RMB'000	Total RMB'000
31 December 2023						
At 1 January 2023						
Cost	50,864	278	116	2,587	229	54,074
Accumulated depreciation and impairment	(8,832)	(185)	(59)	(880)	(214)	(10,170)
Net carrying amount	<u>42,032</u>	<u>93</u>	<u>57</u>	<u>1,707</u>	<u>15</u>	<u>43,904</u>
At 1 January 2023						
Net of accumulated depreciation and impairment	42,032	93	57	1,707	15	43,904
Additions	632	-	-	16	-	648
Disposals	-	-	-	(1)	-	(1)
Depreciation provided during the year	(1,887)	(28)	(11)	(369)	(4)	(2,299)
Exchange realignment	235	1	-	1	-	237
Cost of 31 December 2023, net of accumulated depreciation and impairment	<u>41,012</u>	<u>66</u>	<u>46</u>	<u>1,354</u>	<u>11</u>	<u>42,489</u>
At 31 December 2023						
Cost	51,860	282	116	2,592	229	55,079
Accumulated depreciation and impairment	(10,848)	(216)	(70)	(1,238)	(218)	(12,590)
Net carrying amount	<u>41,012</u>	<u>66</u>	<u>46</u>	<u>1,354</u>	<u>11</u>	<u>42,489</u>

The net carrying amounts with respect to leasehold land as at 31 December 2023 and 31 December 2022 were approximately RMB14,526,000 and RMB15,512,000, respectively, and the total depreciation with respect to leasehold land for the year ended 31 December 2023 was approximately RMB1,209,000 (31 December 2022: RMB1,147,000).

At 31 December 2023, the Group's property, plant and equipment with a net carrying amount of approximately RMB25,653,000 (31 December 2022: RMB25,630,000) were pledged to secure general banking facilities granted to the Group (note 24).

NOTES TO THE CONSOLIDATED FINANCIAL STATEMENTS

For the year ended 31 December 2023

12. PROPERTY, PLANT AND EQUIPMENT (continued)

	Leasehold land and buildings RMB'000	Leasehold improvements RMB'000	Plant and machinery RMB'000	Furniture, fixtures and equipment RMB'000	Motor vehicles RMB'000	Construction in progress RMB'000	Total RMB'000
31 December 2022							
At 1 January 2022							
Cost	23,045	254	109	915	327	25,445	50,095
Accumulated depreciation and impairment	(6,913)	(145)	(46)	(670)	(163)	-	(7,937)
Net carrying amount	16,132	109	63	245	164	25,445	42,158
At 1 January 2022 net of accumulated depreciation and impairment	16,132	109	63	245	164	25,445	42,158
Additions	-	-	7	429	-	1,421	1,857
Disposals	-	-	-	-	(94)	-	(94)
Depreciation provided during the year	(1,213)	(27)	(13)	(205)	(55)	-	(1,513)
Transfers	25,630	-	-	1,236	-	(26,866)	-
Exchange realignment	1,483	11	-	2	-	-	1,496
Cost at 31 December 2022, net of accumulated depreciation and impairment	<u>42,032</u>	<u>93</u>	<u>57</u>	<u>1,707</u>	<u>15</u>	<u>-</u>	<u>43,904</u>
At 31 December 2022							
Cost	50,864	278	116	2,587	229	-	54,074
Accumulated depreciation and impairment	(8,832)	(185)	(59)	(880)	(214)	-	(10,170)
Net carrying amount	<u>42,032</u>	<u>93</u>	<u>57</u>	<u>1,707</u>	<u>15</u>	<u>-</u>	<u>43,904</u>

NOTES TO THE CONSOLIDATED FINANCIAL STATEMENTS

For the year ended 31 December 2023

13. INVESTMENT PROPERTIES

	Investment properties Total
	RMB'000
FAIR VALUE	
At 1 January 2022	488,523
Decrease in fair value recognized in profit or loss	(39,902)
Exchange realignment	<u>12,254</u>
At 31 December 2022	460,875
Decrease in fair value recognized in profit or loss	(29,202)
Exchange realignment	<u>1,960</u>
At 31 December 2023	<u><u>433,633</u></u>

The Group's investment properties consist of three properties in Hong Kong and one property and 136 car parks in Mainland China. The Group's investment properties were revalued on 31 December 2023 based on valuations performed by Masterpiece Valuation Advisory Limited, an independent professionally qualified valuer. The Group's chief financial officer has discussions with the valuer on the valuation assumptions and valuation results twice a year when the valuation is performed for interim and annual financial reporting. Fluctuations in fair value of investment properties are discussed semi-annually among the board of directors of the Company.

The investment properties are leased to related parties and third parties under operating leases, further summary details of which are included in note 14 and note 32(iii) to the consolidated financial statements.

Approximately 70% (2022: approximately 95%) of the investment properties of the Group were rented out under operating leases as at 31 December 2023.

At 31 December 2023, the Group's investment properties with a carrying value of RMB127,143,000 (31 December 2022: RMB136,675,000) were pledged to secure general banking facilities granted to the Group (note 24).

NOTES TO THE CONSOLIDATED FINANCIAL STATEMENTS

For the year ended 31 December 2023

13. INVESTMENT PROPERTIES (continued)

Fair value hierarchy

The following table illustrates the fair value measurement hierarchy of the Group's investment properties:

Fair value measurement as at 31 December 2023 using				
Quoted prices in active markets (Level 1) RMB'000	Significant observable inputs (Level 2) RMB'000	Significant unobservable inputs (Level 3) RMB'000		Total RMB'000
Recurring fair value measurement for:				
Residential properties in Hong Kong	–	–	9,244	9,244
Industrial and commercial properties in Hong Kong	–	–	76,938	76,938
Commercial properties in Hong Kong	–	–	40,961	40,961
Commercial properties in Mainland China	–	–	285,390	285,390
Car parks in Mainland China	–	–	21,100	21,100
	–	–	433,633	433,633

Fair value measurement as at 31 December 2022 using				
Quoted prices in active markets (Level 1) RMB'000	Significant observable inputs (Level 2) RMB'000	Significant unobservable inputs (Level 3) RMB'000		Total RMB'000
Recurring fair value measurement for:				
Residential properties in Hong Kong	–	–	10,184	10,184
Industrial and commercial properties in Hong Kong	–	–	82,630	82,630
Commercial properties in Hong Kong	–	–	43,861	43,861
Commercial properties in Mainland China.	–	–	297,000	297,000
Car parks in Mainland China	–	–	27,200	27,200
	–	–	460,875	460,875

During the current year, there were no transfers of fair value measurements between Level 1 and Level 2 and no transfers into or out of Level 3 (31 December 2022: Nil).

NOTES TO THE CONSOLIDATED FINANCIAL STATEMENTS

For the year ended 31 December 2023

13. INVESTMENT PROPERTIES (continued)

Fair value hierarchy (continued)

Reconciliation of fair value measurements categorised within Level 3 of the fair value hierarchy:

	Residential properties in Hong Kong RMB'000	Industrial and commercial properties in Hong Kong RMB'000	Commercial properties in Hong Kong RMB'000	Commercial properties in Mainland China RMB'000	Car parks in Mainland China RMB'000	Total RMB'000
FAIR VALUE						
At 1 January 2022	10,442	79,215	42,666	329,000	27,200	488,523
Decrease in fair value recognized in profit or loss	(945)	(3,951)	(3,006)	(32,000)	–	(39,902)
Exchange realignment	687	7,366	4,201	–	–	12,254
At 31 December 2022	10,184	82,630	43,861	297,000	27,200	460,875
Decrease in fair value recognized in profit or loss	(1,086)	(6,877)	(3,529)	(11,610)	(6,100)	(29,202)
Exchange realignment	146	1,185	629	–	–	1,960
At 31 December 2023	<u>9,244</u>	<u>76,938</u>	<u>40,961</u>	<u>285,390</u>	<u>21,100</u>	<u>433,633</u>

Set out below is a summary of the valuation techniques used and the key inputs to the valuation of investment properties:

	Valuation techniques	Significant unobservable inputs	Range or weighted average	
			2023	2022
Residential Properties in Hong Kong	Income capitalisation approach	Term yield Reversionary yield Reversionary rent per sq.foot.	2.30% 2.80% HKD40.3	2.40% 2.45% HKD40.0
Industrial and Commercial properties in Hong Kong	Income capitalisation approach	Term yield Reversionary yield Reversionary rent per sq.foot.	2.90% 3.40% HKD14.9	3.00% 3.05% HKD14.5
Commercial properties in Hong Kong	Income capitalisation approach	Term yield Reversionary yield Reversionary rent per sq.foot.	2.00% 2.00% HKD48.5	2.10% 2.15% HKD56.7
Commercial properties in Mainland China	Income capitalisation approach	Term yield Reversionary yield Reversionary rent per sq.metre	6.75% 3.75% RMB41–43	3.80% 4.30% RMB78–86
Car parks in Mainland China	Direct comparison approach	Adjusted market price per car park	RMB150,000	RMB200,000

NOTES TO THE CONSOLIDATED FINANCIAL STATEMENTS

For the year ended 31 December 2023

13. INVESTMENT PROPERTIES (continued)

Under the income capitalisation approach, fair value is estimated taking into account the current rents of the property interests and the reversionary potentials of the tenancies, and the term yield and reversionary yield are then applied respectively to derive the market value of the property. A significant increase (decrease) in the reversionary rent would result in a significant increase (decrease) in the fair value of the investment properties. A significant increase (decrease) in the term yield and reversionary yield would result in a significant decrease (increase) in the fair value of the investment properties.

Under the direct comparison approach, fair value is estimated assuming the sale of each of these car parks in its existing state with the benefit of vacant possession. By making reference to sales transactions as available in the relevant market, comparable properties in close proximity have been selected and adjustments have been made to account for the difference in factors such as locations. A significant increase (decrease) in the adjusted market price would result in a significant increase (decrease) in the fair value of the car parks.

14. LEASES

The Group as a lessee

The Group has lease contracts for various items of properties used in its operations. Leases of properties generally have lease terms of 3 years. Other equipment generally has lease terms of 12 months or less and/or are individually of low value. Generally, the Group is restricted from assigning and subleasing the leased assets outside the Group.

(a) Right-of-use assets

The carrying amounts of the Group's right-of-use assets and the movements during the year are as follows:

	Leased properties RMB'000
As at 1 January 2022	1,632
Depreciation charge	<u>(820)</u>
As at 31 December 2022	812
Additions	1,724
Depreciation charge	<u>(1,004)</u>
As at 31 December 2023	<u><u>1,532</u></u>

NOTES TO THE CONSOLIDATED FINANCIAL STATEMENTS

For the year ended 31 December 2023

14. LEASES (continued)

The Group as a lessee (continued)

(b) Lease liabilities

The carrying amount of lease liabilities (included under interest-bearing bank and other borrowings) and the movements during the year are as follows:

	Lease liabilities RMB'000
As at 1 January 2022	1,765
Accretion of interest recognized during the year	46
Payments	(894)
	<u>917</u>
Carrying amount at 31 December 2022	<u>917</u>
Analysed into:	
Current portion	917
Non-current portion	–
	<u>–</u>
As at 1 January 2023	917
New leases	1,724
Accretion of interest recognized during the year	36
Payments	(1,145)
	<u>1,532</u>
Carrying amount at 31 December 2023	<u>1,532</u>
Analysed into:	
Current portion	955
Non-current portion	577
	<u>577</u>

The maturity analysis of lease liabilities is disclosed in note 35 to the consolidated financial statements.

(c) The amounts recognized in profit or loss in relation to leases are as follows:

	2023 RMB'000	2022 RMB'000
Interest on lease liabilities	36	46
Depreciation charge of right-of-use assets	1,004	820
Expense relating to short-term leases	100	79
	<u>1,140</u>	<u>945</u>
Total amount recognized in profit or loss	<u>1,140</u>	<u>945</u>

NOTES TO THE CONSOLIDATED FINANCIAL STATEMENTS

For the year ended 31 December 2023

14. LEASES (continued)

The Group as a lessor

The Group leases its investment properties (note 13) consisting of three properties in Hong Kong and one property and 136 car parks in Mainland China under operating lease arrangements. The terms of the leases generally require the tenants to pay security deposits and provide for periodic rent adjustments according to the then prevailing market conditions. Rental income recognized by the Group during the year was RMB8,839,000 (2022: RMB25,507,000), details of which are included in note 4 to the consolidated financial statements.

At 31 December 2023, the undiscounted lease payments receivable by the Group in future periods under non-cancellable operating leases with its tenants are as follows:

	2023	2022
	RMB'000	RMB'000
Within one year	8,508	3,196
After one year but within two years	8,509	1,486
After two years but within three years	8,514	1,409
After three years but within four years	8,599	235
After four years but within five years	8,684	–
After five years	25,973	–
	68,787	6,326

15. GOODWILL

	RMB'000
At 1 January 2022 and 31 December 2022:	
Cost	5,210
Accumulated impairment	<u>(3,240)</u>
Net carrying amount	<u>1,970</u>
Cost at 1 January 2023, net of accumulated impairment	1,970
Impairment during the year	<u>–</u>
Cost and net carrying amount at 31 December 2023	<u>1,970</u>
At 31 December 2023:	
Cost	5,210
Accumulated impairment	<u>(3,240)</u>
Net carrying amount	<u>1,970</u>



NOTES TO THE CONSOLIDATED FINANCIAL STATEMENTS

For the year ended 31 December 2023

15. GOODWILL (continued)

Goodwill acquired in business combinations was allocated, at acquisition, to an individual cash-generating unit ("CGU"), comprising a subsidiary engaged in the research and development, production and sale of education equipment.

Impairment testing of goodwill

Production and sale of education equipment business

The recoverable amount of CGU has been determined based on a value-in-use calculation using cash flow projections based on financial budgets covering a five-year period approved by senior management. The discount rate applied to the cash flow projections is 18% (31 December 2022: 18%). The growth rate used to extrapolate the cash flows of the industrial products unit beyond the five-year period is 2.5% (31 December 2022: 2%) per annum, which is based on industry growth forecasts.

Assumptions were used in the value-in-use calculation of the CGU for 31 December 2023 and 31 December 2022. The following describes each key assumption on which management has based its cash flow projections to undertake impairment testing of goodwill:

Discount rates – The discount rates used are before tax and reflect specific risks relating to the relevant unit.

The values assigned to the key assumptions on the market development of the production and sale of education equipment business and the discount rate are consistent with external information sources.

As the recoverable amount of the production and sale of education equipment cash-generating unit was less than the carrying amount, impairment loss of RMB3,240,000 was recognised in the consolidated financial statements for the year ended 31 December 2022.

NOTES TO THE CONSOLIDATED FINANCIAL STATEMENTS

For the year ended 31 December 2023

16. OTHER INTANGIBLE ASSETS

	Design patents RMB'000
31 December 2023	
Cost at 1 January 2023, net of accumulated amortization:	12,578
Amortization provided during the year	<u>(2,379)</u>
Net carrying amount	<u><u>10,199</u></u>
At 31 December 2023:	
Cost	24,343
Accumulated amortization	<u>(14,144)</u>
Net carrying amount	<u><u>10,199</u></u>
	Design patents RMB'000
31 December 2022	
Cost at 1 January 2022, net of accumulated amortization:	15,012
Amortization provided during the year	<u>(2,434)</u>
Net carrying amount	<u><u>12,578</u></u>
At 31 December 2022:	
Cost	24,343
Accumulated amortization and impairment	<u>(11,765)</u>
Net carrying amount	<u><u>12,578</u></u>

NOTES TO THE CONSOLIDATED FINANCIAL STATEMENTS

For the year ended 31 December 2023

17. INVESTMENTS IN JOINT VENTURES

	2023 RMB'000	2022 RMB'000
Share of net assets in joint ventures	9,612	3,918

Particulars of the Group's joint ventures are as follows:

Name	Registered capital	Place of incorporation/ registration and business	Ownership interest	Voting power	Profit sharing	Principal activities
Hejian Qingkong (Shandong) Project Management Co., Ltd	RMB10,000,000	PRC/ Mainland China	25.50	25.50	25.50	Construction engineering supervision and engineering cost consulting business
Huizhou Yanlong Real Estate Co., Ltd	RMB10,000,000	PRC/ Mainland China	24.99	24.99	24.99	Real estate development business
Hejian Qingkong Construction Engineering Co., Ltd	RMB50,000,000	PRC/ Mainland China	25.50	25.50	25.50	Construction engineering supervision and engineering cost consulting business

The above investments are indirectly held by the Company.

The financial year of the above joint ventures is coterminous with that of the Group.

	2023 RMB'000	2022 RMB'000
Share of the joint ventures' profit/(loss) for the year	5,694	(6,795)
Share of the joint ventures' total comprehensive income	5,694	(6,795)
Aggregate carrying amount of the Group's investments in the joint ventures	9,612	3,918

NOTES TO THE CONSOLIDATED FINANCIAL STATEMENTS

For the year ended 31 December 2023

17. INVESTMENTS IN JOINT VENTURES (continued)

Summarised financial information of material joint venture:

Hejian Qingkong Construction Engineering Co., Ltd

	2023 RMB'000	2022 RMB'000
As at 31 December		
Current assets	91,802	19,749
Non-current assets	1,956	480
Current liabilities	(74,919)	(19,534)
Net assets	18,839	695
Group's share of the net assets of the associate (@50%)	9,065	347
Year ended 31 December		
Revenues	173,314	–
Profit or loss from continuing operations	13,094	(3,808)
Total comprehensive income	13,094	(3,808)

The following table illustrates the aggregate financial information of the Group's joint ventures that are not individually material:

	As at 31 December	
	2023 RMB'000	2022 RMB'000
The Group's share of profit and total comprehensive income	(853)	(4,891)
Aggregate carrying amount of the Group's interest in these joint ventures	547	3,571

NOTES TO THE CONSOLIDATED FINANCIAL STATEMENTS

For the year ended 31 December 2023

18. FINANCIAL ASSETS AT FAIR VALUE THROUGH PROFIT OR LOSS

	2023 RMB'000	2022 RMB'000
Unlisted investment, at fair value	<u>2,058</u>	<u>2,133</u>

On 29 June 2016, a wholly-owned subsidiary of the Company (the "Subscriber") entered into a subscription agreement, pursuant to which the Subscriber agreed to subscribe for the Class A shares in the Asian Bond Fund Segregated Portfolio (the "Sub-Fund") of CMBI (an exempted segregated portfolio company incorporated in the Cayman Islands with limited liability) for an aggregate consideration of US\$1,795,000 (equivalent to approximately RMB11,950,000). The Sub-Fund is a segregated portfolio of a fund (the "Fund") and managed by CMB International Asset Management Limited. The subscription of the Class A shares in the Sub-Fund, representing approximately 8.50% of the total issued Class A shares of the Sub-Fund, was completed on 7 July 2016.

The Fund aims at generating interest income and long-term capital appreciation, with at least 70% of its net assets invested in a broad range of fixed income securities and instruments and derivative financial instruments for investment and hedging purposes. Not more than 30% of the Sub-Fund's net assets may be invested in assets not meeting the above requirements.

Shares of the Sub-Fund may be redeemed at a redemption price which equals the net asset value per share as at the valuation date immediately preceding the dealing date. The Sub-Fund may redeem all or some of the shares of the Sub-Fund held by any person if, in the opinion of the directors of the Fund, it is in the interests of the Sub-Fund or when certain conditions are met, at the prevalent redemption price. The price of each share equals the net asset value per share after adjusting for all liabilities accrued or contingent upon the liquidation of the Sub-Fund.

There is no guaranteed nor targeted level of dividend payment from the Sub-Fund. The Sub-Fund may at its full discretion declare none, partial or all of its income accrued or received recognized capital gains and capital of the Sub-Fund to its shareholders.

In 2020, the Group disposed of 13,500 shares, which were 76% of the total shares held, and reclassified the remaining 4,377.64 shares from non-current assets to current assets as management planned to dispose of them in the near future.

As 31 December 2023, the fair value of the investment in the Sub-Fund of RMB2,058,000 (31 December 2022: RMB2,133,000) was determined by reference to the quoted price, which was provided by the issuing financial institution (Level 2 measurement).

NOTES TO THE CONSOLIDATED FINANCIAL STATEMENTS

For the year ended 31 December 2023

19. INVENTORIES

	2023 RMB'000	2022 RMB'000
Raw materials	8,401	12,111
Finished goods	6,156	6,897
Properties under development	373,484	210,132
	388,041	229,140
Less: impairment of inventories	(1,243)	(220)
	386,798	228,920

20. TRADE AND OTHER RECEIVABLES

	2023 RMB'000	2022 RMB'000
Current portion:		
Trade receivables	7,672	7,522
Less: Allowance for credit losses	(2,612)	(1,462)
	5,060	6,060
Deposits, prepayments and other receivables	18,823	3,932
Less: Allowance for credit losses	(195)	(195)
	18,628	3,737
Advance payment of income tax	2,423	2,423
Value-added tax recoverable	900	131
	27,011	12,351

NOTES TO THE CONSOLIDATED FINANCIAL STATEMENTS

For the year ended 31 December 2023

20. TRADE AND OTHER RECEIVABLES (continued)

According to the Group's trading terms with its customers, payment in advance is normally required, except for certain customers, where a credit period is allowed. The credit period is generally three months, extending up to six months for major customers. Each customer has a maximum credit limit. The Group seeks to maintain strict control over its outstanding receivables and has a credit control department to minimise credit risk. Overdue balances are reviewed regularly by senior management. In view of the aforementioned and the fact that the Group's trade receivables relate to diversified customers, there is no significant concentration of credit risk. The Group does not hold any collateral or other credit enhancements over its trade receivable balances. Trade receivables are non-interest-bearing.

The current portion of deposits, prepayments and other receivables mainly represents prepayments and the deposits with suppliers and other parties. The expected credit losses are estimated by applying a loss rate approach with reference to the historical loss record of the Group and are adjusted to reflect the current conditions and forecasts of future economic conditions, as appropriate. During the current year, a credit loss is fully accrued on an uncollectible prepayment by RMB195,000 (2022: RMB195,000). Except this, the credit quality of the financial assets included in prepayments and other receivables is considered normal because they are not past due and there is no information indicating that the financial assets had a significant increase in credit risk.

An ageing analysis of the trade receivables as at the end of the reporting period, based on the invoice date and net of loss allowance, is as follows:

	2023 RMB'000	2022 RMB'000
Within 1 month	2,695	4,738
1 to 2 months	40	–
2 to 3 months	1,362	–
Over 3 months	963	1,322
	5,060	6,060

The movements in the loss allowance for impairment of trade receivables are as follows:

	2023 RMB'000	2022 RMB'000
At beginning of year	1,462	1,280
Impairment losses, net	1,150	182
At end of year	2,612	1,462

An impairment analysis is performed at each reporting date using a provision matrix to measure expected credit losses. The provision rates are based on days past due for groupings of various customer segments with similar loss patterns. The calculation reflects the probability-weighted outcome, the time value of money and reasonable and supportable information that is available at the reporting date about past events, current conditions and forecasts of future economic conditions.

NOTES TO THE CONSOLIDATED FINANCIAL STATEMENTS

For the year ended 31 December 2023

20. TRADE AND OTHER RECEIVABLES (continued)

Set out below is the information about the credit risk exposure on the Group's trade receivables using a provision matrix:

As at 31 December 2023

	Current	Past due	Total
Expected credit loss rate	17.72%	46.20%	34.05%
Gross carrying amount (RMB'000)	3,274	4,398	7,672
Expected credit losses (RMB'000)	580	2,032	2,612

As at 31 December 2022

	Current	Past due	Total
Expected credit loss rate	11.65%	38.79%	19.44%
Gross carrying amount (RMB'000)	5,364	2,158	7,522
Expected credit losses (RMB'000)	625	837	1,462

21. CASH AND CASH EQUIVALENTS

	2023 RMB'000	2022 RMB'000
Cash and bank balances	57,599	173,011
Time deposits	98,668	–
	156,267	173,011

At the end of the reporting period, the cash and bank balances and time deposits (2022: cash and bank balance) of the Group denominated in RMB amounted to RMB45,384,000 (31 December 2022: RMB54,264,000). The RMB is not freely convertible into other currencies, however, under Mainland China's Foreign Exchange Control Regulations and Administration of Settlement, Sale and Payment of Foreign Exchange Regulations, the Group is permitted to exchange RMB for other currencies through bank authorised to conduct foreign exchange business.

Cash at banks earns interest at floating rates based on daily bank deposit rates. Time deposits are deposits held at banks with original maturities of one month and earn interest at the deposit rates of the respective periods. The bank balances are deposited with creditworthy banks or financial institutions with no recent history of default.

NOTES TO THE CONSOLIDATED FINANCIAL STATEMENTS

For the year ended 31 December 2023

22. TRADE AND OTHER PAYABLES

	2023 RMB'000	2022 RMB'000
Trade payables	339,364	176,098
Other payables	6,129	5,889
Other taxes payable	1,424	1,096
Accrued charges	24,015	4,624
	<u>370,932</u>	<u>187,707</u>

An ageing analysis of the trade payables as at the end of the reporting period, based on the invoice date, is as follows:

	2023 RMB'000	2022 RMB'000
Within 1 month	24,451	174,813
1 to 2 months	15,686	1,016
2 to 3 months	–	26
Over 3 months	299,227	243
	<u>339,364</u>	<u>176,098</u>

The trade and other payables are non-interest-bearing and are normally settled on 90-day terms.

23. CONTRACT LIABILITIES

	2023 RMB'000	2022 RMB'000
Receipt in advance on sales of education equipment	<u>1,736</u>	<u>1,271</u>

The Group receives the prepayments from customers when they sign the purchase agreements which are recognized as contract liabilities at the execution of a contract, until the revenue is recognized on the relevant contracts. The contract liabilities recorded at the beginning of the year had been fully recognized as revenue during the year. The balance at 31 December 2023 will be recognized as revenue for the year ending 31 December 2024.

NOTES TO THE CONSOLIDATED FINANCIAL STATEMENTS

For the year ended 31 December 2023

24. INTEREST-BEARING BANK AND OTHER BORROWINGS

	2023			2022		
	Effective interest rate (%)	Maturity	RMB'000	Effective interest rate (%)	Maturity	RMB'000
Current						
Lease liabilities (note 14)	4.75	2024	955	4.75	2023	917
Bank loans – secured	4.9–7.8	Note(b),(c)	36,490	2.44–7.5	Note(b), (c)	40,454
Current portion of long – term bank loans – secured	4.2	2024	990	4.50	2023	990
			<u>38,435</u>			<u>42,361</u>
Non-current						
Lease liabilities (note 14)	4.75	2026	577	–	–	–
Bank loans – secured	4.2	2031	6,105	4.50	2031	7,095
			<u>6,682</u>			<u>7,095</u>
			<u>45,117</u>			<u>49,456</u>
Analysed into:						
Bank loans repayable:						
Within one year or on demand			37,480			41,444
In the second year			990			990
In the third to five years, inclusive			2,970			2,970
Beyond five years			2,145			3,135
			<u>43,585</u>			<u>48,539</u>
Other borrowings repayable:						
Within one year			955			917
In the second year			577			–
			<u>1,532</u>			<u>917</u>
			<u>45,117</u>			<u>49,456</u>

NOTES TO THE CONSOLIDATED FINANCIAL STATEMENTS

For the year ended 31 December 2023

24. INTEREST-BEARING BANK AND OTHER BORROWINGS (continued)

Notes:

- (a) As at 31 December 2023, the Group had no unutilised banking facilities (31 December 2022: Nil).
- (b) Certain of the Group's bank loans are secured by:
- Mortgages over the Group's investment properties situated in Hong Kong, which had an aggregate carrying value of RMB127,143,000 at the end of the reporting period (31 December 2022: RMB136,675,000).
 - Mortgages over the Group's property, plant and equipment, which had a net carrying value at the end of the reporting period of approximately RMB25,653,000 (31 December 2022: RMB25,630,000).
- (c) A secured bank loan of RMB36,490,000 is denominated in Hong Kong dollars, accounting for 100% (31 December 2022: RMB40,454,000, accounting for 100.00%) is required to repay on demand.

25. DEFERRED TAX

The movements in deferred tax assets and liabilities during the current year are as follows:

Deferred tax assets

	Lease liabilities RMB'000	Intangible assets RMB'000	Impairment loss RMB'000	Tax losses recognized RMB'000	Revaluation of investment properties RMB'000	Total RMB'000
At 1 January 2022	33	1,420	394	8,908	(10,978)	(223)
Charged to profit or loss	(7)	(178)	10,812	113	7,664	18,404
Exchange realignment	–	–	–	204	(273)	(69)
At 31 December 2022	26	1,242	11,206	9,225	(3,587)	18,112
Charged to profit or loss	(26)	–	326	10,436	4,427	15,163
Exchange realignment	–	–	–	38	–	38
At 31 December 2023	–	1,242	11,532	19,699	840	33,313

NOTES TO THE CONSOLIDATED FINANCIAL STATEMENTS

For the year ended 31 December 2023

25. DEFERRED TAX (continued)

Deferred tax liabilities

	Accelerated tax depreciation
	RMB'000
At 1 January 2022	14,565
Charged to profit or loss	2,358
Exchange realignment	59
	<hr/>
At 31 December 2022	16,982
Charged to profit or loss	2,183
Exchange realignment	54
	<hr/>
At 31 December 2023	<u>19,219</u>

For presentation purposes, certain deferred tax assets and liabilities have been offset in the statement of financial position. The following is an analysis of the deferred tax balances of the Group for financial reporting purposes:

	2023	2022
	RMB'000	RMB'000
Net deferred tax assets recognised in the consolidated statement of financial position	15,349	5,058
Net deferred tax liabilities recognised in the consolidated statement of financial position	<u>1,255</u>	<u>3,928</u>

At 31 December 2023, the Group had unused tax losses of RMB90,486,000 (31 December 2022: RMB54,825,000) available for offsetting against future profits. A deferred tax asset has been recognized in respect of RMB81,081,000 (31 December 2022: RMB45,535,000) of such losses. No deferred tax asset has been recognized in respect of the remaining unused tax losses of RMB9,405,000 (31 December 2022: RMB9,290,000) because it is not considered probable that taxation profits will be available. Tax losses amounting to RMB28,132,000 (31 December 2022: RMB24,894,000) may be carried forward indefinitely under current tax regulations in Hong Kong. The remaining balance amounting to RMB62,354,000 (31 December 2022: RMB29,931,000) arising in Mainland China may be carried forward for five to ten years.

At 31 December 2023, no deferred tax has been recognized for withholding taxes that would be payable on the unremitted earnings that are subject to withholding taxes of the Group's subsidiaries established in Mainland China. In the opinion of the directors, it is not probable that these subsidiaries will distribute such earnings in the foreseeable future. The aggregate amount of temporary differences associated with investments in subsidiaries in Mainland China for which deferred tax liabilities have not been recognized total approximately RMB9,390,000 at 31 December 2023 (31 December 2022: RMB256,000).

NOTES TO THE CONSOLIDATED FINANCIAL STATEMENTS

For the year ended 31 December 2023

26. SHARE CAPITAL

Shares

The number of authorised capital is 20,000,000,000. The par value per share is HK\$0.1.

	2023 RMB'000	2022 RMB'000
Issued and fully paid 998,553,360 (2022: 998,553,360) ordinary shares	<u>81,257</u>	<u>81,257</u>

A summary of movements in the Company's share capital is as follows:

	Number of shares in issue	Share capital RMB'000
At 1 January 2022, 31 December 2022, 1 January 2023, 31 December 2023	<u>998,553,360</u>	<u>81,257</u>

27. SHARE OPTION SCHEME

Pursuant to an ordinary resolution passed by the shareholders at the annual general meeting of the Company dated 22 August 2013, a share option scheme (the "Scheme") was approved. The Scheme was adopted on 27 August 2013.

The Scheme was established for the purpose of providing incentives for the contribution of directors and eligible persons. The Scheme will remain in force for a period of ten years from adoption of the Scheme. The Scheme expired on 27 August 2023.

Under the Scheme, the directors of the Company may at their discretion grant options to (i) any director, employee, consultant, professional, customer, supplier, agent, partner or adviser of or contractor to the Group or a company in which the Group holds an interest or a subsidiary of such company ("Affiliate"); or (ii) the trustee of any trust, the beneficiary of which or any discretionary trust, the discretionary objects of which include any director, employee, consultant, professional, customer, supplier, agent, partner or adviser of or contractor to the Group or an Affiliate; or (iii) a company beneficially owned by any director, employee, consultant, professional, customer, supplier, agent, partner or adviser of or contractor to the Group or an Affiliate.

Options granted must be taken up within 14 days of the date of grant. The maximum number of shares, in respect of which options may be granted under the Scheme, shall not exceed 10% of the issued share capital of the Company at any point in time, without prior approval from the Company's shareholders. The number of shares issued, and to be issued, in respect of which options granted and may be granted to any individual in any one year, is not permitted to exceed 1% of the shares of the Company in issue at any point in time, without prior approval from the Company's shareholders. Options granted to substantial shareholders or independent non-executive directors in excess of 0.1% of the Company's share capital or with a value in excess of HK\$5,000,000 must be approved in advance by the Company's shareholders in accordance with the Listing Rules.

NOTES TO THE CONSOLIDATED FINANCIAL STATEMENTS

For the year ended 31 December 2023

27. SHARE OPTION SCHEME (continued)

Options may be exercised during such period (including the minimum period, if any, for which an option must be held before it can be exercised) as may be determined by the directors of the Company (which shall be less than ten years from the date of issue of the relevant option). Options may be granted without initial payment except the payment of HK\$1 as consideration for a grant of options each time. The exercise price is determined by the directors of the Company and will be not less than the highest of (i) the closing price of the Company's shares on the date of grant; (ii) the average closing price of the Company's shares for the five business days immediately preceding the date of grant; and (iii) the nominal value of the Company's shares.

No share option has been granted under the Scheme since its adoption.

28. PARTLY-OWNED SUBSIDIARIES WITH MATERIAL NON-CONTROLLING INTERESTS

Details of the Group's subsidiaries that have material non-controlling interests are set out below:

	2023	2022
Percentage of equity interest held by non-controlling interests:		
山東啟華教育科技有限公司	49%	49%
核建青控開發建設有限公司	49%	49%
蚌埠市淮翼建設發展有限公司	5%	5%
	2023	2022
	RMB'000	RMB'000
Profit/(Loss) for the year allocated to non-controlling interests:		
山東啟華教育科技有限公司	(1,771)	(868)
核建青控開發建設有限公司	1,458	(4,442)
蚌埠市淮翼建設發展有限公司	1	–
	2023	2022
	RMB'000	RMB'000
Accumulated balances of non-controlling interests at the reporting date:		
山東啟華教育科技有限公司	29,270	31,041
核建青控開發建設有限公司	28,622	27,164
蚌埠市淮翼建設發展有限公司	1,946	1,945

NOTES TO THE CONSOLIDATED FINANCIAL STATEMENTS

For the year ended 31 December 2023

28. PARTLY-OWNED SUBSIDIARIES WITH MATERIAL NON-CONTROLLING INTERESTS (continued)

The following tables illustrate the summarised financial information of the above subsidiaries. The amounts disclosed are before any inter-company eliminations:

	山東啟華教育 科技有限公司 RMB'000	核建青控開發 建設有限公司 RMB'000	蚌埠市淮翼建設 發展有限公司 RMB'000
2023			
Revenue	33,466	-	-
Other revenue	-	6,571	20
Total expenses	(37,080)	(3,595)	(8)
(Loss)/profit for the year	(3,614)	2,976	12
Current assets	32,154	47,899	377,363
Non-current assets	52,546	52,983	-
Current liabilities	(6,490)	(24,693)	(338,343)
Non-current liabilities	(6,105)	-	-
Net cash flows from/(used in) operating activities	2,627	(8,332)	(11)
Net cash flows from investing activities	638	-	-
Net cash flows used in financing activities	(1,299)	(912)	-
Net increase/(decrease) in cash and cash equivalents	1,966	(9,244)	(11)
2022			
Revenue	31,094	-	-
Total expenses	(32,866)	(9,065)	(1)
Loss for the year	(1,772)	(9,065)	(1)
Current assets	35,233	36,748	213,999
Non-current assets	43,457	45,180	-
Current liabilities	(6,275)	(10,704)	(175,091)
Non-current liabilities	(7,095)	-	-
Net cash flows (used in)/from operating activities	(2,675)	891	(391)
Net cash flows used in investing activities	(1,506)	(3,000)	-
Net cash flows used in financing activities	(1,384)	(894)	-
Net decrease in cash and cash equivalents	(5,565)	(3,003)	(391)

NOTES TO THE CONSOLIDATED FINANCIAL STATEMENTS

For the year ended 31 December 2023

29. NOTES TO THE CONSOLIDATED STATEMENT OF CASH FLOWS

(a) Changes in liabilities arising from financing activities

	Amount due to a joint venture RMB'000	Interest- bearing bank and other borrowings RMB'000	Amount due to the ultimate holding company RMB'000	Total RMB'000
At 31 January 2022	–	82,568	474,100	556,668
Changes from financing cash flows	–	(41,274)	(36,514)	(77,788)
Interest expenses	–	2,166	21,514	23,680
Exchange realignment	–	5,996	–	5,996
At 31 December 2022	–	49,456	459,100	508,556
Inception of new leases	–	1,724	–	1,724
Changes from financing cash flows	15,000	(9,599)	(24,964)	(19,563)
Interest expenses	–	2,921	24,964	27,885
Exchange realignment	–	615	–	615
At 31 December 2023	<u>15,000</u>	<u>45,117</u>	<u>459,100</u>	<u>519,217</u>

(b) Total cash outflow for leases

The total cash outflow for leases included in the statement of cash flows is as follows:

	2023 RMB'000	2022 RMB'000
Within operating activities	(100)	(79)
Within financing activities	<u>(1,145)</u>	<u>(894)</u>
	<u>(1,245)</u>	<u>(973)</u>

30. CONTINGENT LIABILITIES

At the end of the reporting period, the Group did not have any significant contingent liabilities.

NOTES TO THE CONSOLIDATED FINANCIAL STATEMENTS

For the year ended 31 December 2023

31. COMMITMENTS

The Group had the following capital commitments at the end of the reporting period:

	2023 RMB'000	2022 RMB'000
Contracted, but not provided for:		
Capital contributions payable to joint ventures	28,900	28,900
	28,900	28,900

32. RELATED PARTY TRANSACTIONS

During the year, Group companies entered into the following transactions with related parties.

Related party relationship	Type of transaction	Note	Transaction amount		Balance owned/(owned)	
			2023 RMB'000	2022 RMB'000	2023 RMB'000	2022 RMB'000
Joint ventures	Interest income from loans Impairment provision	(ii), (iv)	168	19,165	203,744 (43,694)	198,606 (43,694)
					160,080	154,912
Joint venture		(vi)	-	-	(15,000)	-
The ultimate holding company	Interest expense on loans	(i), (ii)	24,964	21,514	(459,100)	(459,100)
An intermediate holding company	Rental Income	(iii)	250	237	(21)	(21)
Non-controlling shareholder of a subsidiary		(v)	-	-	(333,788)	(174,582)

NOTES TO THE CONSOLIDATED FINANCIAL STATEMENTS

For the year ended 31 December 2023

32. RELATED PARTY TRANSACTIONS (continued)

Notes:

- (i) As 31 December 2023, the RMB-denominated loan from the ultimate holding company of RMB344,000,000 (31 December 2022: RMB344,000,000) was unsecured with the maturity date of 31 December 2024. The loan bears interest at a fixed annual rate of 5.55% (2022: 4.75%) per year. The Company has recognized an interest expense on the loan amounting to RMB18,821,000 for the year ended 31 December 2023 (31 December 2022: RMB16,567,000).
- (ii) At 7 May 2020, Qingdao Qifeng Technology Services Co., Ltd. ("Qifeng", an indirect wholly-owned subsidiary of the Company), Qingdao Urban Rural Construction Micro-credit Loan Co. Ltd. ("QURC Micro-credit Loan Company") and Huizhou Jiuyu Real Estate Company Limited ("Huizhou Jiuyu", a joint venture of the Group) entered into a loan arrangement, pursuant to which QURC Micro-credit Loan Company, acting as the lending agent, will release a loan in the principal amount of RMB195,100,000, which will be funded by Qifeng, to Huizhou Jiuyu, with a loan term of 2 years and bears interest at a fixed rate of 15% per year in accordance with the terms of the loan contract.

As at 31 December 2023 and 2022, the RMB-denominated loan has been provided to Huizhou Jiuyu of RMB191,600,000 (31 December 2022: RMB191,600,000) and bears interest at a fixed rate of 15% per year. The interest receivable of Huizhou Jiuyu is RMB7,006,000 (31 December 2022: RMB7,006,000). The Company has not recognized interest income on the loan during 2023 (2022: RMB19,165,000). Based on the judgement of management which will not be recoverable since the loan and interest was overdue by 31 December 2022. Pursuant to the Loan Contract, the loan is guaranteed by the leasehold land and buildings (the "underlying collateral") owned by Huizhou Jiuyu and an interest in Huizhou Yanlong Land Company Limited ("Huizhou Yanlong", the shareholder of Huizhou Jiuyu) owned by Huizhou Meile Land Company Limited.

As at 31 December 2023, the Group's overdue loan and interest receivable from joint venture amounted to RMB154,912,000 (2022: RMB154,912,000), net of the allowances of RMB43,694,000 (2022: RMB43,694,000). As at 31 December 2023 and 2022, in the opinion of the Directors, the fair value of the underlying collateral approximate to the carrying amounts of the loan and interest receivable. The Directors performed a fair value assessment of the underlying collateral of the loan and interest receivable. The fair value assessment has adopted certain key inputs and assumptions in respect of the fair value assessment, including but not limited to (1) the market value of the underlying collateral under normal circumstances; (2) after taking into account that the underlying collateral shall be considered as foreclosed, subsequently applied a discount to the aforesaid appraised value of the underlying collateral under different scenarios of base, optimistic and pessimistic considering that the market conditions may vary. In the opinion of the Directors, the fair value based on the best estimate of the Directors to the best available financial and other information. The expected credit losses amounting to RMB43,694,000 (31 December 2022: RMB43,694,000) were estimated by fair value of collateral and recovery rate. The loss rate applied at 31 December 2023 was 22% (31 December 2022: 22%).

Qingdao City Construction Investment (Group) Limited ("QCCIG"), the ultimate controlling shareholder of the Company, entered into the loan agreement with Qifeng on the same day, pursuant to which, QCCIG has agreed to provide, upon Qifeng's request, an unsecured loan of RMB182,000,000 to Qifeng. Such loan will be available for drawdown by Qifeng in accordance with Qifeng's actual needs within two years from the first drawdown under the loan agreement at an interest rate of 3.85% per annum. The Group intends to use the loan provided by QCCIG to fund the loan to be made to Huizhou Jiuyu. As 31 December 2023, the RMB-denominated loan from the ultimate holding company of RMB115,100,000 (31 December 2022: RMB115,100,000) was unsecured and bears interest at an average interest rate of 5.34% per annum. The loan was due on 24 December 2022 and was required to repay on demand.

- (iii) The Group has leased one of its commercial properties in Hong Kong under an operating lease agreement to an intermediate holding company, China Qingdao Development (Holdings) Group Company Limited. The initial lease period was from 1 June 2019 to 31 May 2020, and was renewed to extend the maturity date to 31 May 2024. The Group has recognized rental income of RMB250,000 for the year ended 31 December 2023 (year ended 31 December 2022: RMB237,000), and the outstanding balances due to the intermediate holding company of RMB21,000 (year ended 31 December 2022: RMB21,000), which are included in rental deposits from tenants in the consolidated statement of financial position as at the end of the reporting period respectively are unsecured, interest-free and have no fixed terms of repayment.

NOTES TO THE CONSOLIDATED FINANCIAL STATEMENTS

For the year ended 31 December 2023

32. RELATED PARTY TRANSACTIONS (continued)

Notes:

- (iv) At 31 December 2023, the RMB-denominated loan to the Group's joint venture, Hejian Qingkong Construction Engineering Co. Ltd ("Hejian Qingkong Construction") of RMB5,000,000 was unsecured with the maturity date of 30 November 2023. The loan bears interest at a fixed annual rate of 10% per year. The Company has recognized an interest income on the loan amounting to RMB168,000 for the year ended 31 December 2023.
- (v) In June 2021, Bengbu City Huai Yi Construction and Development Ltd. (an indirect subsidiary of the Company) issued a construction bidding announcement for the resettlement housing project of Yongkang Yuan, with a project budget of RMB470,000,000. In January 2022, it was announced that the winning bidder for construction was China Nuclear Industry Zhongyuan Construction Co., Ltd. (a non-controlling shareholder), with a winning bid amount of RMB444,677,000. As at 30 December 2022, Bengbu City Huai Yi Construction and Development Ltd. signed a construction project contract with China Nuclear Industry Zhongyuan Construction Co., Ltd. for a total contract of RMB444,677,000. Construction of the project has begun in June 2022, and as at 31 December 2023, the amount of trade payable to China Nuclear Industry Zhongyuan Construction Co., Ltd. was RMB333,788,000.
- (vi) At 31 December 2023, the amount due to a joint venture was unsecured, interest-free and repayable on demand.

Compensation of key management personnel of the Group:

	2023 RMB'000	2022 RMB'000
Short-term benefits	<u>1,522</u>	<u>960</u>

Further details of directors' and the chief executive's emoluments are included in note 8 to the consolidated financial statements.

NOTES TO THE CONSOLIDATED FINANCIAL STATEMENTS

For the year ended 31 December 2023

33. FINANCIAL INSTRUMENTS BY CATEGORY

The carrying amounts of each of the categories of financial instruments as at the end of the reporting period are as follows:

Financial assets

31 December 2023

	Financial assets at fair value through profit or loss – mandatorily designated as such RMB'000	Financial assets at amortized cost RMB'000	Total RMB'000
Trade receivables	–	5,060	5,060
Financial assets included in other receivables	–	16,137	16,137
Financial assets at fair value through profit or loss	2,058	–	2,058
Amounts due from joint ventures	–	160,080	160,080
Cash and cash equivalents	–	156,267	156,267
	<u>2,058</u>	<u>337,544</u>	<u>339,602</u>

31 December 2022

	Financial assets at fair value through profit or loss – mandatorily designated as such RMB'000	Financial assets at amortized cost RMB'000	Total RMB'000
Trade receivables	–	6,060	6,060
Financial assets included in other receivables	–	976	976
Financial assets at fair value through profit or loss	2,133	–	2,133
Amounts due from joint ventures	–	154,912	154,912
Cash and cash equivalents	–	173,011	173,011
	<u>2,133</u>	<u>334,959</u>	<u>337,092</u>

NOTES TO THE CONSOLIDATED FINANCIAL STATEMENTS

For the year ended 31 December 2023

33. FINANCIAL INSTRUMENTS BY CATEGORY (continued)

Financial liabilities

31 December 2023

	Financial liabilities at amortized cost RMB'000
Trade payables	339,364
Financial liabilities included in other payables	26,899
Interest-bearing bank and other borrowings	45,117
Loan from the ultimate holding company	459,100
Amount due to a joint venture	15,000
	<hr/>
	885,480
	<hr/> <hr/>

31 December 2022

	Financial liabilities at amortized cost RMB'000
Trade payables	176,098
Financial liabilities included in other payables	6,334
Interest-bearing bank and other borrowings	49,456
Loan from the ultimate holding company	459,100
	<hr/>
	690,988
	<hr/> <hr/>

34. FAIR VALUE AND FAIR VALUE HIERARCHY OF FINANCIAL INSTRUMENTS

The carrying amounts of the Group's financial instruments reasonably approximate to fair values.

Management has assessed that the fair values of cash and cash equivalents, trade receivables, financial assets included in other receivables, loan and interest receivables, trade payables and financial liabilities included in other payables approximate to their carrying amounts largely due to the short-term maturities of these instruments.

The Group's management is responsible for determining the policies and procedures for the fair value measurement of financial instruments. At each reporting date, management analyses the movements in the values of financial instruments and determines the major inputs applied in the valuation. The valuation process and results are discussed with the audit committee twice a year for interim and annual financial reporting.

The fair values of the financial assets and liabilities are included at the amount at which the instrument could be exchanged in a current transaction between willing parties, other than in a forced or liquidation sale. The following methods and assumptions are used to estimate the fair values:

NOTES TO THE CONSOLIDATED FINANCIAL STATEMENTS

For the year ended 31 December 2023

34. FAIR VALUE AND FAIR VALUE HIERARCHY OF FINANCIAL INSTRUMENTS (continued)

The fair values of the interest-bearing bank borrowings and loan from and amount due to the ultimate holding company have been calculated by discounting the expected future cash flows using rates currently available for instruments with similar terms, credit risk and remaining maturities. The changes in fair value as the result of the Group's own non-performance risk for the interest-bearing bank borrowings and loan from and amount due to the ultimate holding company as at 31 December 2023 are assessed to be insignificant.

The Group also invests in an unlisted investment issued by a financial institution in Hong Kong, the fair value of which is determined with reference to the quoted price provided by the issuing financial institution.

Fair value hierarchy

The following tables illustrate the fair value measurement hierarchy of the Group's financial instruments:

Assets measured at fair value:

As at 31 December 2023

	Fair value measurement using			Total RMB'000		
	Quoted prices in active markets (Level 1) RMB'000	Significant observable inputs (Level 2) RMB'000	Significant unobservable inputs (Level 3) RMB'000			
	Financial assets at fair value through profit or loss	–	2,058		–	2,058
		<u>–</u>	<u>2,058</u>		<u>–</u>	<u>2,058</u>

As at 31 December 2022

	Fair value measurement using			Total RMB'000		
	Quoted prices in active markets (Level 1) RMB'000	Significant observable inputs (Level 2) RMB'000	Significant unobservable inputs (Level 3) RMB'000			
	Financial assets at fair value through profit or loss	–	2,133		–	2,133
		<u>–</u>	<u>2,133</u>		<u>–</u>	<u>2,133</u>

NOTES TO THE CONSOLIDATED FINANCIAL STATEMENTS

For the year ended 31 December 2023

35. FINANCIAL RISK MANAGEMENT OBJECTIVES AND POLICIES

The Group's principal financial instruments comprise trade and other receivables, loan and interest receivables, financial assets at fair value through profit or loss, other financial assets, cash and cash equivalents, trade and other payables, interest-bearing bank and other borrowings and amounts due to the ultimate holding company, loans from the ultimate holding company and amount due to a joint venture. The main purpose of these financial instruments is to raise finance for the Group's operations.

The main risks arising from the Group's financial instruments are foreign currency risk, other price risk, interest rate risk, credit risk and liquidity risk. Management reviews and agrees policies for managing each of these risks and they are summarised below.

Foreign currency risk

The Group's businesses are principally conducted in Hong Kong dollars ("HK\$") for group entities with operation in Hong Kong and RMB for group entities with operation in both Hong Kong and Mainland China, the functional currencies of which are HK\$ and RMB, respectively. The Group currently does not have a currency hedging policy. However, management monitors foreign currency exposure and will consider hedging significant currency exposure should the need arise.

The following table demonstrates the sensitivity at the end of the reporting period to a reasonably possible change in the HK\$ and US\$ exchange rate, with all other variables held constant, of the Group's profit before tax (due to changes in the fair values of monetary assets and liabilities).

	(Decrease)/ increase HK\$/US\$ rate %	(Decrease)/ increase In loss before tax RMB'000	(Decrease)/ increase In equity* RMB'000
Year ended 31 December 2023			
If the RMB weakens against HK\$	(5)	(2,789)	(6,922)
If the RMB strengthens against HK\$	5	2,789	6,922
If the RMB weakens against US\$	(5)	(9)	–
If the RMB strengthens against US\$	5	9	–
Year ended 31 December 2022			
If the RMB weakens against HK\$	(5)	(2,783)	(6,823)
If the RMB strengthens against HK\$	5	2,783	6,823
If the RMB weakens against US\$	(5)	(14)	–
If the RMB strengthens against US\$	5	14	–

* Excluding retained profits

NOTES TO THE CONSOLIDATED FINANCIAL STATEMENTS

For the year ended 31 December 2023

35. FINANCIAL RISK MANAGEMENT OBJECTIVES AND POLICIES (continued)

Other price risk

The Group is exposed to equity price risk through its investment in financial assets at fair value through profit or loss (note 18). The Group does not have a formal policy to manage its price risk arising from its investment in the financial asset.

The sensitivity analyses have been determined based on the exposure to equity price risk at the reporting date.

With all other variables held constant, if the quoted price of the financial assets at fair value through profit or loss measured at fair value had been 10% higher/lower than the actual closing price as at the year end, the post-tax profit for the year ended 31 December 2023 would increase/decrease by approximately RMB205,800 (as at 31 December 2022: RMB213,300).

Interest rate risk

The Group's exposure to the risk of changes in market interest rates relates primarily to the Group's interest-bearing bank loans with a floating interest rate.

The following table demonstrates the sensitivity to a reasonably possible change in interest rates, with all other variables held constant, of the Group's profit before tax (through the impact on floating rate borrowings).

	(Decrease)/ increase in basis points	(Decrease)/ increase in loss before tax RMB'000
Year ended 31 December 2023		
Hong Kong dollar	(100)	(365)
Hong Kong dollar	100	365
RMB	(100)	(71)
RMB	100	71
Year ended 31 December 2022		
Hong Kong dollar	(100)	(405)
Hong Kong dollar	100	405
RMB	(100)	(81)
RMB	100	81

NOTES TO THE CONSOLIDATED FINANCIAL STATEMENTS

For the year ended 31 December 2023

35. FINANCIAL RISK MANAGEMENT OBJECTIVES AND POLICIES (continued)

Credit risk

The carrying amounts of cash and cash equivalents, trade receivables, loan and interest receivables, financial assets included in other receivables, financial assets at fair value through profit or loss and other financial assets represent the Group's maximum exposure to credit risk in relation to financial assets. Substantially all of the Group's cash and cash equivalents are held in major financial institutions located in Hong Kong and Mainland China, which management believes are of high credit quality. The Group has policies to control the size of the deposits to be placed with various reputable financial institutions according to their market reputation, operating scale and financial background with a view to limiting the amount of credit exposure to any single financial institution.

The Group trades only with recognized and creditworthy third parties. It is the Group's policy that all customers who wish to trade on credit terms are subject to credit verification procedures. In addition, receivable balances are monitored on an ongoing basis and the Group's exposure to bad debts is not significant.

The credit risk of the Group's financial assets arises from default of the counterparty, with a maximum exposure equal to the carrying amounts of these instruments, and except for the loan and interest receivables from a joint venture amounted to RMB198,606,000 were classified in stage 3 (details of which are included in note 32(ii) to the consolidated financial statements), they were all classified within stage 1 as at 31 December 2023, which is mainly based on past due information unless other information is available without undue cost or effort.

Maximum exposure and year-end staging

The tables below show the credit quality and the maximum exposure to credit risk based on the Group's credit policy, which is mainly based on past due information unless other information is available without undue cost or effort, and year-end staging classification as at 31 December.

The amounts presented are gross carrying amounts for financial assets and the exposure to credit risk for the financial guarantee contracts.

As at 31 December 2023

	12-month ECLs Stage 1 RMB'000	Lifetime ECLs			Total RMB'000
		Stage 2 RMB'000	Stage 3 RMB'000	Simplified approach RMB'000	
Amounts due from joint ventures	5,168	–	198,606	–	203,774
Trade receivables*	–	–	–	7,672	7,672
Financial assets included in other receivables					
– Normal**	16,332	–	–	–	16,332
Cash and cash equivalents					
– Not yet past due	156,267	–	–	–	156,267
	177,767	–	198,606	7,672	384,045

NOTES TO THE CONSOLIDATED FINANCIAL STATEMENTS

For the year ended 31 December 2023

35. FINANCIAL RISK MANAGEMENT OBJECTIVES AND POLICIES (continued)

Credit risk (continued)

As at 31 December 2022

	Lifetime ECLs				Total RMB'000
	12-month ECLs Stage 1 RMB'000	Stage 2 RMB'000	Stage 3 RMB'000	Simplified approach RMB'000	
Amount due from a joint venture	–	–	198,606	–	198,606
Trade receivables*	–	–	–	7,522	7,522
Financial assets included in other receivables					
– Normal**	976	–	–	–	976
Cash and cash equivalents					
– Not yet past due	173,011	–	–	–	173,011
	<u>173,987</u>	<u>–</u>	<u>198,606</u>	<u>7,522</u>	<u>380,115</u>

* For trade receivables to which the Group applies the simplified approach for impairment, information based on the provision matrix is disclosed in note 20 to the consolidated financial statements.

** The credit quality of the financial assets included in prepayments, other receivables and other assets is considered to be “normal” when they are not past due and there is no information indicating that the financial assets had a significant increase in credit risk since initial recognition. Otherwise, the credit quality of the financial assets is considered to be “doubtful”.

Movement in the loss allowance account in respect of financial assets during the year is as follows:

	Amount due from a joint venture RMB'000	Trade receivables RMB'000	Other receivables RMB'000	Total RMB'000
At 1 January 2022	116	1,280	500	1,896
Provision/(reversal) for impairment losses recognised during the year	<u>43,578</u>	<u>182</u>	<u>(305)</u>	<u>43,455</u>
At 31 December 2022 and 1 January 2023	43,694	1,462	195	45,351
Provision for impairment losses recognised during the year	<u>–</u>	<u>1,150</u>	<u>–</u>	<u>1,150</u>
At 31 December 2023	<u>43,694</u>	<u>2,612</u>	<u>195</u>	<u>46,501</u>

Further quantitative data in respect of the Group's exposure to credit risk arising from trade receivables are disclosed in note 20 to the consolidated financial statements.

NOTES TO THE CONSOLIDATED FINANCIAL STATEMENTS

For the year ended 31 December 2023

35. FINANCIAL RISK MANAGEMENT OBJECTIVES AND POLICIES (continued)

Liquidity risk

The Group monitors its risk to a shortage of funds using a recurring liquidity planning tool. This tool considers the maturity of both its financial instruments and financial assets (e.g., trade receivables) and projected cash flows from operations.

The Group's objective is to maintain a balance between continuity of funding and flexibility through the use of bank loans, loans from and amounts due to the ultimate holding company and an intermediate holding company, amount due to a joint venture lease liabilities and other interest-bearing loans. 99% of the Group's debts would mature in less than one year as at 31 December 2023 (31 December 2022: 31%) based on the carrying value of borrowings reflected in the financial statements.

The Group's objective is to maintain a balance between continuity of funding and flexibility through the use of interest-bearing bank and other borrowings. It is the Group's policy to renew its loan agreements with the ultimate holding company, or major banks upon the maturity of the Group's short and long-term borrowings when funding is needed.

The maturity profile of the Group's financial liabilities as at the end of the reporting period, based on the contractual undiscounted payments, is as follows:

31 December 2023

	Carrying amount RMB'000	On demand or no fixed terms of repayment RMB'000	Within one year RMB'000	Over one year RMB'000	Total RMB'000
Trade and other payables	366,263	366,263	–	–	366,263
Interest-bearing bank and other borrowings	45,117	37,479	1,945	7,060	46,484
Loan from and amount due to the ultimate holding company	459,100	115,100	360,340	–	475,440
Amount due to a joint venture	15,000	15,000	–	–	15,000
	<u>885,480</u>	<u>533,842</u>	<u>362,285</u>	<u>7,060</u>	<u>903,187</u>

NOTES TO THE CONSOLIDATED FINANCIAL STATEMENTS

For the year ended 31 December 2023

35. FINANCIAL RISK MANAGEMENT OBJECTIVES AND POLICIES (continued)

Liquidity risk (continued)

31 December 2022

	Carrying amount RMB'000	On demand or no fixed terms of repayment RMB'000	Within one year RMB'000	Over one year RMB'000	Total RMB'000
Trade and other payables	182,432	182,432	–	–	182,432
Interest-bearing bank and other borrowings	49,456	40,454	2,253	8,252	50,959
Loan from and amount due to the ultimate holding company	459,100	115,100	16,340	360,340	491,780
	<u>690,988</u>	<u>337,986</u>	<u>18,593</u>	<u>368,592</u>	<u>725,171</u>

Capital management

The Group manages its capital to ensure that entities in the Group will be able to continue as a going concern while maximising the return to shareholders through the optimisation of the debt and equity balance. The Group's overall strategy remains unchanged from the prior year.

The capital structure of the Group consists of net debt, which includes trade and other payables, interest-bearing bank and other borrowings, and loan from the ultimate holding company, net of cash and cash equivalents and equity attributable to owners of the parent, comprising issued share capital and reserves. The gearing ratios as at the end of the reporting periods were as follows:

	2023 RMB'000	2022 RMB'000
Trade and other payables	366,263	182,432
Interest-bearing bank and other borrowings	45,117	49,456
Loan from the ultimate holding company	459,100	459,100
Less: Cash and cash equivalents	156,267	173,011
Net debt	<u>714,213</u>	<u>517,977</u>
Total equity	<u>354,211</u>	<u>398,395</u>
Equity and net debt	<u>1,068,424</u>	<u>916,372</u>
Gearing ratio	<u>67%</u>	<u>57%</u>

NOTES TO THE CONSOLIDATED FINANCIAL STATEMENTS

For the year ended 31 December 2023

36. STATEMENT OF FINANCIAL POSITION OF THE COMPANY

Information about the statement of financial position of the Company at the end of the reporting period is as follows:

	31 December 2023 RMB'000	31 December 2022 RMB'000
NON-CURRENT ASSETS		
Property, plant and equipment	973	1,232
Interests in subsidiaries	<u>232,971</u>	<u>229,992</u>
Total non-current assets	<u>233,944</u>	<u>231,224</u>
CURRENT ASSETS		
Other receivables	391	218
Cash and cash equivalents	<u>92,233</u>	<u>101,327</u>
Total current assets	<u>92,624</u>	<u>101,545</u>
CURRENT LIABILITIES		
Other payables and accruals	2,800	2,495
Amounts due to subsidiaries	98,351	96,985
Interest-bearing bank and other borrowings	<u>36,489</u>	<u>40,454</u>
Total current liabilities	<u>137,640</u>	<u>139,934</u>
NET CURRENT LIABILITIES	<u>(45,016)</u>	<u>(38,389)</u>
TOTAL ASSETS LESS CURRENT LIABILITIES	<u>188,928</u>	<u>192,835</u>
Net assets	<u>188,928</u>	<u>192,835</u>
EQUITY		
Share capital	81,257	81,257
Reserves (Note)	<u>107,671</u>	<u>111,578</u>
TOTAL EQUITY	<u>188,928</u>	<u>192,835</u>

NOTES TO THE CONSOLIDATED FINANCIAL STATEMENTS

For the year ended 31 December 2023

36. STATEMENT OF FINANCIAL POSITION OF THE COMPANY (continued)

Note:

A summary of the Company's reserves is as follows:

	Contributed surplus RMB'000	Translation reserve RMB'000	Accumulated losses RMB'000	Total RMB'000
At 31 December 2021 and 1 January 2022	621,943	314	(521,266)	100,991
Unclaimed dividends received	1,160	–	–	1,160
Profit and total comprehensive income for the year	–	–	9,427	9,427
At 31 December 2022	623,103	314	(511,839)	111,578
Profit and total comprehensive income for the year	–	–	(3,907)	(3,907)
At 31 December 2023	<u>623,103</u>	<u>314</u>	<u>(515,746)</u>	<u>107,671</u>

The contributed surplus of the Company represents the difference between the consolidated shareholders' funds of a former subsidiary at the date on which the Group reorganisation became effective and the nominal amount of the share capital of the Company issued under a previous group reorganisation in 1997. A rights issue of one rights share for every one existing share held by members on the register of members on 11 May 2021 was made, at an issue price of approximately RMB0.32 (HK\$0.39) per rights share, resulting in the issue of 499,276,680 shares for a total cash consideration, before expenses, of RMB161,539,154.

Under the Companies Act 1981 of Bermuda (as amended), the contributed surplus is also available for distribution to shareholders. However, a company cannot declare or pay a dividend, or make a distribution out of the contributed surplus, if:

- The Company is, or would after the payment be unable to pay its liabilities as they become due or
- the realisable value of the Company's assets would thereby be less than the aggregate of its liabilities and its issued share capital and share premium account (if any).

37. EVENTS AFTER THE REPORTING PERIOD

On 29 February 2024, the company announced a circular of very substantial disposal and connected transaction in relation to the transfer of a loan from joint venture at the cash consideration of RMB155,000,000. Further details of the transaction are set out in the Company's announcement dated 29 February 2024.

38. APPROVAL OF THE FINANCIAL STATEMENTS

The financial statements were approved and authorised for issue by the board of directors on 27 March 2024.

SCHEDULE OF PRINCIPAL PROPERTIES

Location	Approximate gross floor area (sq. ft.)	Use	Term of lease	Group's ownership
INVESTMENT PROPERTIES				
Flat E on 13th Floor, Hing On Mansion, On Shing Terrace, No. 5 Tai Yue Avenue, Taikoo Shing, Hong Kong	678	Residential	Medium-term lease	100%
Workshop Unit Nos. 03 to 07 on 9th Floor, Harbour Centre Tower 1, No. 1 Hok Cheung Street, Hung Hom, Kowloon, Hong Kong	16,225	Industrial and commercial	Medium-term to long lease	100%
Office Unit No. 1805, 18th Floor, Tower Two, Lippo Centre, No. 89 Queensway, Hong Kong	1,554	Commercial	Medium-term lease	100%
All office units on 4th Floor to 6th Floor and 12th Floor to 21st Floor and car parking spaces, "22nd Century Plaza", No. 39 Long Cheng Road, Shibe District, Qingdao City, Shandong Province, Mainland China	179,908	Commercial	Long lease	100%