

Hong Kong Exchanges and Clearing Limited and The Stock Exchange of Hong Kong Limited take no responsibility for the contents of this announcement, make no representation as to its accuracy or completeness and expressly disclaim any liability whatsoever for any loss howsoever arising from or in reliance upon the whole or any part of the contents of this announcement.



中生北控生物科技股份有限公司
BIOSINO BIO-TECHNOLOGY AND SCIENCE INCORPORATION

(a joint stock limited company incorporated in the People's Republic of China with limited liability)

(Stock Code: 8247)

ANNUAL RESULTS ANNOUNCEMENT
FOR THE YEAR ENDED 31 DECEMBER 2023

CHARACTERISTICS OF GEM OF THE STOCK EXCHANGE OF HONG KONG LIMITED (THE “STOCK EXCHANGE”)

GEM has been positioned as a market designed to accommodate small and mid-sized companies to which a higher investment risk may be attached than other companies listed on the Stock Exchange. Prospective investors should be aware of the potential risks of investing in such companies and should make the decision to invest only after due and careful consideration.

Given that the companies listed on GEM are generally small and mid-sized companies, there is a risk that securities traded on GEM may be more susceptible to high market volatility than securities traded on the Main Board and no assurance is given that there will be a liquid market in the securities traded on GEM.

Hong Kong Exchanges and Clearing Limited and the Stock Exchange take no responsibility for the contents of this announcement, make no representation as to its accuracy or completeness and expressly disclaim any liability whatsoever for any loss howsoever arising from or in reliance upon the whole or any part of the contents of this announcement.

*This announcement, for which the directors (the “**Directors**”) of Biosino Bio-Technology and Science Incorporation (the “**Company**”) collectively and individually accept full responsibility, includes particulars given in compliance with the Rules Governing the Listing of Securities on GEM of the Stock Exchange (the “**GEM Listing Rules**”) for the purpose of giving information with regard to the Company. The Directors, having made all reasonable enquiries, confirm that to the best of their knowledge and belief the information contained in this announcement is accurate and complete in all material respects and not misleading or deceptive, and there are no other matters the omission of which would make any statement herein or this announcement misleading.*

The board (the “**Board**”) of Directors hereby announces the audited consolidated results of the Company and its subsidiaries for the year ended 31 December 2023. This announcement, containing the full text of the 2023 annual report of the Company, complies with the relevant requirements of the GEM Listing Rules in relation to information to accompany preliminary announcement of annual results. Printed version of the Company’s 2023 annual report will be delivered to the shareholders of the Company (the “**Shareholders**”) and available for viewing on the websites of the Stock Exchange at www.hkexnews.hk and the Company at www.zhongsheng.com.cn on 27 March 2024.

CHARACTERISTICS OF GEM OF THE STOCK EXCHANGE OF HONG KONG LIMITED (THE "STOCK EXCHANGE")

GEM has been positioned as a market designed to accommodate companies to which a higher investment risk may be attached than other companies listed on the Stock Exchange. Prospective investors should be aware of the potential risks of investing in such companies and should make the decision to invest only after due and careful consideration. The greater risk profile and other characteristics of GEM mean that it is a market more suited to professional and other sophisticated investors.

Given the emerging nature of companies listed on GEM, there is a risk that securities traded on GEM may be more susceptible to high market volatility than securities traded on the Main Board of the Stock Exchange and no assurance is given that there will be a liquid market in the securities traded on GEM.

Hong Kong Exchanges and Clearing limited and the Stock Exchange take no responsibility for the contents of this report, make no representation as to its accuracy or completeness and expressly disclaim any liability whatsoever for any loss howsoever arising from or in reliance upon the whole or any part of the contents of this report.

This report, for which the directors (the "Directors") of Biosino Bio-Technology and Science Incorporation (the "Company", together with its subsidiaries, the "Group") collectively and individually accept full responsibilities, includes particulars given in compliance with the Rules Governing the Listing of Securities on GEM of the Stock Exchange (the "GEM Listing Rules") for the purpose of giving information with regard to the Company. The Directors, having made all reasonable enquiries, confirm that, to the best of their knowledge and belief: (1) the information contained in this report is accurate and complete in all material respects and not misleading or deceptive; and (2) there are no other matters the omission of which would make any statement herein or this report misleading.*

CONTENTS

| Page | |
|------|--|
| 3 | Corporate Information |
| 5 | Group Profile |
| 6 | Financial Highlights |
| 7 | Chairman's Statement |
| 10 | Management Discussion and Analysis |
| 16 | Corporate Governance Report |
| 36 | Report of the Directors |
| 44 | Report of the Supervisory Committee |
| 45 | Directors, Supervisors and Senior Management |
| 50 | Independent Auditor's Report |
| 54 | Consolidated Statement of Profit or Loss |
| 55 | Consolidated Statement of Comprehensive Income |
| 56 | Consolidated Statement of Financial Position |
| 58 | Consolidated Statement of Changes in Equity |
| 60 | Consolidated Statement of Cash Flows |
| 62 | Notes to Financial Statements |
| 128 | Five Year Financial Summary |

CORPORATE INFORMATION

PRC OFFICE

No. 27 Chaoqian Road
Science and Technology Industrial Park
Changping District
Beijing, PRC

HONG KONG OFFICE

66th Floor
Central Plaza, 18 Harbour Road
Wanchai, Hong Kong

WEBSITE

<http://www.zhongsheng.com.cn>

BOARD OF DIRECTORS

Executive Directors

Mr. Wu Lebin (*Chairman*)
Mr. Chen Peng (*President*) (appointed on 25 May 2023)
Mr. Lin Yanglin (*Vice Chairman*) (retired on 25 May 2023)

Non-executive Directors

Mr. Chen Zhengyong (*Vice Chairman*)
(appointed on 25 May 2023)
Mr. Yang Peng (*Vice Chairman*)
(appointed on 26 September 2023)
Dr. Sun Zhe (*Vice Chairman*)
(resigned on 26 September 2023)
Ms. Cheng Yali (retired on 25 May 2023)
Dr. Gao Guangxia (appointed on 25 May 2023)
Mr. Li Zhonghua (appointed on 25 May 2023)

Independent Non-executive Directors

Mr. Lu Qi
Mr. Ren Fujin (resigned on 12 February 2023)
Prof. Shen Jiangan (appointed on 23 February 2023)
Prof. Shen Zuojun (appointed on 25 May 2023)
Dr. Zheng Yongtang (retired on 25 May 2023)

SUPERVISORS

Mr. Zhou Jie (retired on 25 May 2023)
Mr. Li Jifeng (appointed on 25 May 2023)
Dr. Shen Sheng
Ms. Ren Junhe

AUDIT COMMITTEE

Mr. Lu Qi (*Chairman*)
(appointed as the Chairman on 25 May 2023)
Dr. Zheng Yongtang (*Chairman*) (retired on 25 May 2023)
Mr. Ren Fujin (resigned on 12 February 2023)
Prof. Shen Jiangan (appointed on 23 February 2023)
Prof. Shen Zuojun (appointed on 25 May 2023)

REMUNERATION COMMITTEE

Prof. Shen Zuojun (*Chairman*) (appointed on 25 May 2023)
Dr. Zheng Yongtang (*Chairman*)
(retired on 25 May 2023)
Mr. Lu Qi
Mr. Ren Fujin (resigned on 12 February 2023)
Prof. Shen Jiangan (appointed on 23 February 2023)

NOMINATION COMMITTEE

Mr. Lu Qi (*Chairman*)
Mr. Ren Fujin (resigned on 12 February 2023)
Prof. Shen Jiangan (appointed on 23 February 2023)
Prof. Shen Zuojun (appointed on 25 May 2023)
Mr. Wu Lebin
Dr. Zheng Yongtang (retired on 25 May 2023)

CHIEF EXECUTIVE

Mr. Chen Peng (*President*)

CORPORATE INFORMATION

COMPANY SECRETARY

Mr. Tung Woon Cheung Eric *CPA, CPA (U.S.)*

QUALIFIED ACCOUNTANT

Mr. Cheng King Yin *CPA, CFA*

AUTHORISED REPRESENTATIVES

Mr. Wu Lebin
Mr. Tung Woon Cheung Eric

COMPLIANCE OFFICER

Mr. Wu Lebin

AUDITORS

Ernst & Young

LEGAL ADVISERS

As to Hong Kong law
Loong & Yeung Solicitors

HONG KONG H SHARE REGISTRAR AND TRANSFER OFFICE

Tricor Investor Services Limited
17F, Far East Finance Centre
16 Harcourt Road
Hong Kong

PRINCIPAL BANKERS

Bank of Beijing
Agricultural Bank of China Limited
Bank of China (Hong Kong) Limited

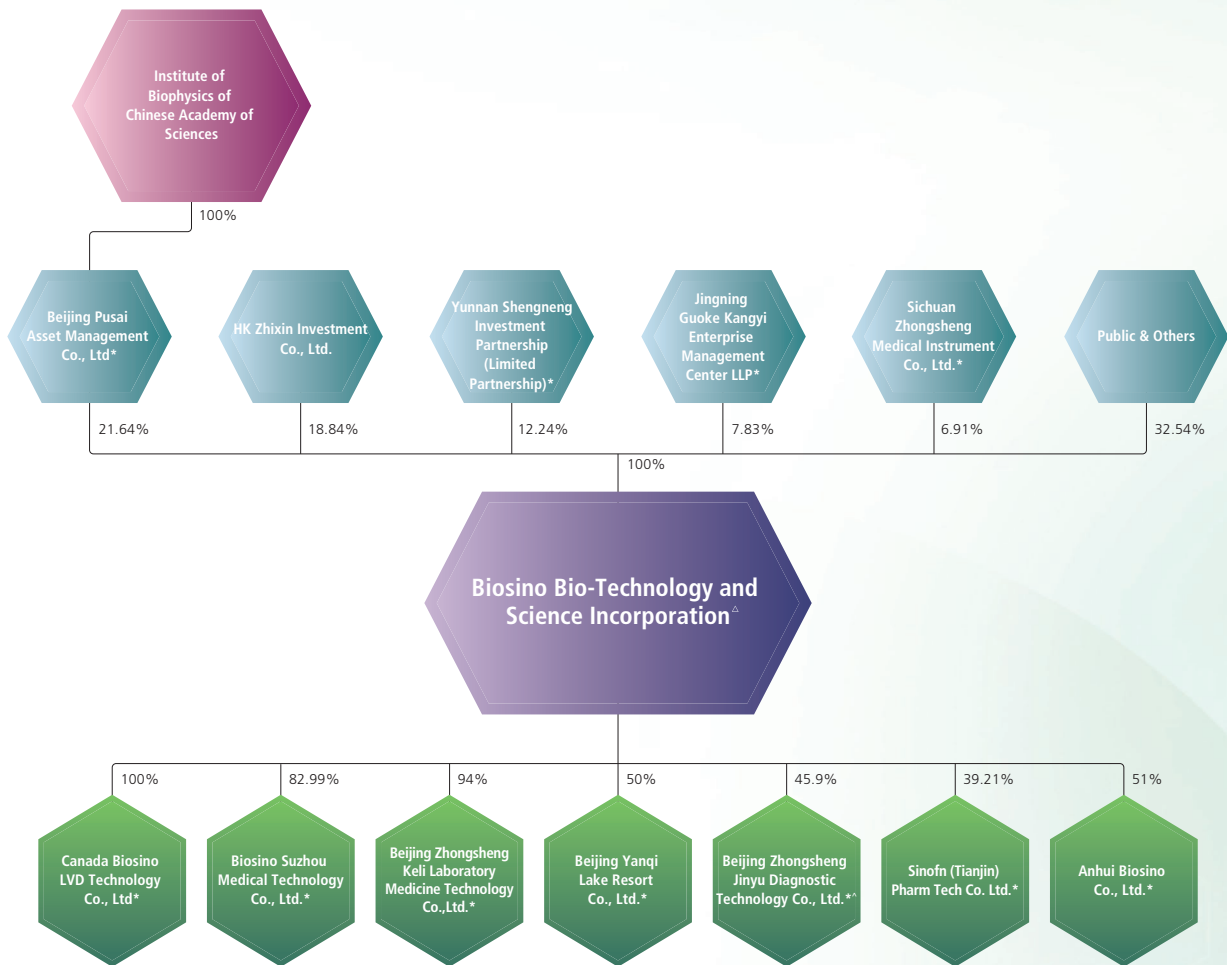
INFORMATION OF H SHARES

| | |
|-------------------|---------------------|
| Place of listing: | GEM |
| Stock code: | 8247 |
| Number of | |
| H shares issued: | 64,286,143 H shares |
| Nominal value: | RMB1.00 per H share |
| Stock short name: | Biosino Bio-Tec |

GROUP PROFILE

GROUP STRUCTURE

As at 31 December 2023



* For identification purpose only

△ The H shares of Biosino Bio-Technology and Science Incorporation are listed on GEM of the Stock Exchange

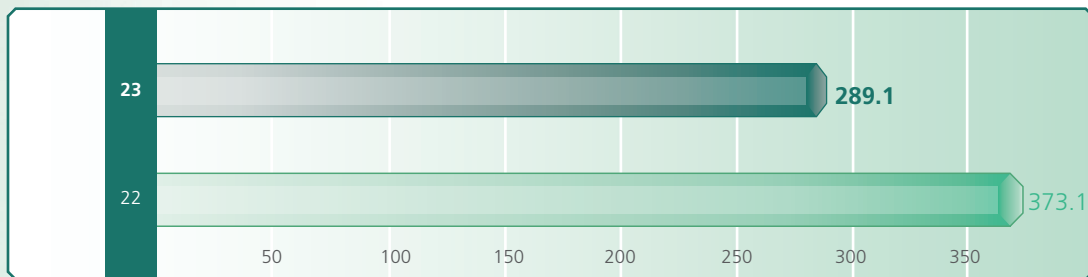
^ The shares of Beijing Zhongsheng Jinyu Diagnostic Technology Co., Ltd. are quoted on the NEEQS (the National Equities Exchange and Quotations System or The New Third Board*)

FINANCIAL HIGHLIGHTS

- Revenue for the year amounted to approximately RMB289.1 million, representing a decrease of approximately 22.5% from that of last year.
- Loss for the year amounted to approximately RMB19.2 million as compared to a profit of approximately RMB14.2 million from that of last year.
- The Board does not propose to declare any dividend for the year ended 31 December 2023.


1. REVENUE FOR THE YEAR

(RMB million)



2. LOSS/PROFIT FOR THE YEAR

(RMB million)



CHAIRMAN'S STATEMENT

**UNITING HEARTS
AND POOLING
EFFORTS, ACT IN
ACCORDANCE
WITH THE
SITUATION**



DEAR SHAREHOLDERS,

It is with great pleasure that, on behalf of the board of Directors (hereinafter referred to as the "Board"), I hereby present to all shareholders the annual results of the Group for the year ended 31 December 2023 (hereinafter referred to as the "Year" or the "Reporting Period").

CHAIRMAN'S STATEMENT

DIVIDENDS

Taking into account of the Group's financial condition, cash flow and capital requirements as well as maintaining a sustainable business development in the future, the Board does not recommend the payment of any dividend for the financial year ended 31 December 2023 (2022: Nil).

BUSINESS REVIEW

It has been three years since the outbreak of the COVID-19 pandemic, and the global economy is gradually emerging from the shadow of the pandemic. However, in the post-pandemic era where the long-term impact of the COVID-19 pandemic still persists, geopolitical conflicts are intensifying and the international situation is undergoing complex changes, posing new risks to global industrial and supply chains and creating numerous obstacles to the economic recovery process. In 2023, the diagnosis and treatment flow in domestic hospitals gradually recovered to pre-pandemic levels. From January to August, the total patient visits to domestic medical institutions reached 4.52 billion (excluding data from clinics, infirmaries and village clinics), a year-on-year increase of 13.5%, of which 2.75 billion visits to hospitals, a year-on-year increase of 3%, including 2.3 billion visits to public hospitals, a year-on-year increase of 2.6%, and 450 million visits to private hospitals, a year-on-year increase of 5.2%. Nevertheless, over the past year, the market demand for pandemic prevention and detection products, which benefited from the COVID-19 in the past, had dropped significantly, and the deepening of the healthcare reform and the normalisation of centralised procurement policies had made the industry ecosystem more complex and market competition more intense. This caused unprecedented challenges to more than 2,000 production and research and development ("R&D") companies and tens of thousands of other companies.

Facing the complex and volatile business environment and the huge debt claims perplexing the survival and development of the Company, the Group overcame the challenges brought by multiple unfavourable factors both internally and externally and strived to carry out related business activities which focused on its main business. We achieved excellent results in the renal function and cardiac enzyme biochemical's centralised procurement in Jiangxi Province, which demonstrated the technological advantages of our historical brand in biochemistry; its core scientific and creative products, the first and second generation flow cytometers, were successfully licensed and launched, reflecting the leading innovation capability of our system. While continuing to propel the development and introduction of medical diagnostic products, the Group constantly enriched its product pipeline. On the basis of traditional biochemistry and innovative flow cytometry, the Group developed and launched products such as immunoluminescence, molecular diagnosis, point-of-care testing ("POCT") and assembly line, and focused on the construction of our scientific and technological achievements transformation centre and precision medicine chain laboratories. By building the platform of Guoke Health Hospital, a subsidiary of the Group, the Group aims to expand into the fields of early tumour screening, medical informatisation, laboratory developed test services and companion diagnostics. Whilst adjusting product structure according to the market, the Group strengthened its internal control management, optimised production processes, lowered production costs and strived to increase corporate revenue and total profit. In terms of R&D, we explored innovative R&D mechanisms, reformed and innovated the operational mechanism of R&D projects. The Company has established a project-focused performance evaluation system and shifted the focus of R&D centred management from controlling project processes to focusing on project establishment and achievement acceptance. In terms of marketing, we continued to focus on establishing our sales teams and market expansion. We strengthened both domestic and overseas sales networks and professional marketing team establishment by enriching sales personnel. At the same time, we strengthened close cooperation with dealers and terminal hospitals, etc., constantly trying to diversify marketing models, expanded sales channels from multiple directions, increased products in market segments and regional sales and deepened all-round services and cooperation with end customers. In terms of investment, the Group performed further optimisation of its investment portfolio and focused on asset operation efficiency while effectively consolidating and enhancing its comprehensive strengths, which enabled the Group to concentrate more resources

CHAIRMAN'S STATEMENT

and efforts on its principal businesses with their own advantages. The Group aimed at actively exploring new business opportunities through strategic cooperation with leading and competent industry players and endeavouring to consolidate and enhance our core competitiveness and market position. By rationalising internal processes, conducting stringent process management, clarifying specific responsibilities of responsible persons of each link and increasing revenue and reducing expenses, the Group strived to reduce waste and improve efficiency.

During the Reporting Period, the Company completed the change of registration of 100 Class II products and 10 Class III products; the renewal registration of 31 products (including Total Bilirubin Test Kit (Vanadate Oxidation Method)); the renewal of trademarks, including "ZHONG YA" and "ZHONG SHENG". During the Reporting Period, eight of the Company's patents, including "A Test Kit and Method for Eliminating Nonspecific Reactions in Blood Samples", were at the substantive examination stage; the industry standard "Triglyceride (TG) Determination Kit (Enzyme Method)", of which the Company had participated in the drafting, was formally implemented on 15 July 2023; nine products (including MTHFR (C677T) Gene Detection Kit (Real-time PCR Method)), had completed development and are currently undergoing new product registration.

ACKNOWLEDGEMENT

On behalf of the Board, I would like to take this opportunity to express our sincere appreciation to all shareholders of the Company (the "Shareholders") for their guidance and support and to thank all of our employees for their invaluable long-term contribution and dedication.

By order of the Board

Wu Lebin
Chairman

Beijing, the PRC
27 March 2024

MANAGEMENT DISCUSSION and ANALYSIS



MANAGEMENT DISCUSSION AND ANALYSIS

BUSINESS ENVIRONMENT

In Vitro Diagnostics (“IVD”) refers to the testing of human body samples (i.e. body fluids, cells and tissues, etc.) outside the body to obtain clinical diagnostic information for diagnosing diseases or body functions, known as the “eyes of doctors”, and serves as an essential part of modern laboratory medicine. In clinical applications, IVD is used throughout the entire process of disease treatment, including disease prevention, initial diagnosis, selection of treatment plans, and evaluation of treatment effectiveness. Currently, about 80% of clinical diagnostic information comes from IVD.

After nearly 40 years of development, China’s IVD industry has gone through the phases of germination, rapid development, and upgrading and substitution, and is currently in a phase of widespread application. Compared to international IVD companies, Chinese IVD companies are generally smaller in scale and have weaker market competitiveness. Currently, there are over 2,000 production and R&D companies in China’s IVD market, primarily concentrated in the mid-to-low-end markets. In terms of high-value-added diagnostic products and high-end medical markets such as tertiary hospitals, the majority of market shares are still occupied by imported products.

With the medical reform continuing its in-depth development momentum, healthcare reform policies have been gradually implemented. While continuing to implement those policies such as “Two-Invoice System + Replace Business Tax with Value-Added Tax” and “Integration of Urban and Rural Social Insurance”, since 2019, the PRC government has successively launched a series of medical insurance cost control reform measures relating to IVD industry, including the “Medical Consumables Procurement Policy”, “Cancellation of Medical Consumables Mark-Up for Public Medical Institutions”, “Volume-based Procurement”, “Centralised Procurement of Consumables”, and pilot trials of diagnostic related groups (the “DRGs”) payment in 30 cities and others. Starting from the second half of 2021, multiple IVD volume-based procurement projects have been successively carried out in Anhui and Jiangxi provinces, further clarifying that the centralised procurement of IVD products is moving towards routinisation and nationalisation. In addition, after the new direction of separating technical labour from material consumption was first clarified in the “Pilot Plan for Deepening the Reform of Medical Service Pricing” (《深化醫療服務價格改革試點方案》) jointly issued by eight ministries and commissions, including the National Healthcare Security Administration and the National Health Commission, in 2021, the National Healthcare Security Administration issued the “Notice on Improving the Payment Management of Medical Consumables for Basic Medical Insurance (Draft for Public Comment)” (《關於做好基本醫療保險醫用耗材支付管理有關工作的通知》(徵求意見稿)) on 19 May 2023, further clarifying that medical consumables shall utilise a unified classification and coding system and adhere to the principle of “separating technical labour from material consumption”. The implementation of centralised procurement, medical insurance cost control, separation of technical labour from material consumption, and fee reform require enterprises to have stronger ability to control costs and enhance efficiency. As the hospital laboratory department shifts from being a profit centre to a cost centre, the cost control pressure is passed to midstream and upstream. To balance the interests of all parties, the IVD industry chain is undergoing profound changes. The direct impact is to squeeze profit margin of related manufacturing companies. In order to hedge risks, other than conducting rational product planning and variety selection, price has become a crucial factor in market competition. Every link in the market requires manufacturers to surrender part of their profits. In order to survive, manufacturers have to make every endeavour to reduce their own operating costs to the maximum extent.

MANAGEMENT DISCUSSION AND ANALYSIS

Meanwhile, with the breakthrough in IVD technology, the domestic IVD ecosystem is undergoing profound and significant changes in the post-pandemic era, with various sub-sectors facing different opportunities and challenges. As the technical barriers for biochemical diagnostics reagent in the domestic market is relatively low, international brands have no absolute advantages. Therefore, the key to survival and development for enterprises lies in their ability to launch high-quality products with import substitution capability, enhance their bargaining power of upstream raw materials, and control cost allocation with agents. The immunodiagnostics market accounts for the largest share and will be led by chemiluminescent reagents in the new round of technological innovation and volume growth. Molecular diagnosis has experienced rapid growth in recent years, mainly driven by second-generation genomic sequencing, which has tremendous development potential in the field of early tumour screening. POCT is rapidly developing due to its convenience and cost-effectiveness. The increase in basic disease detection scenarios, hierarchical diagnosis and treatment, and the sinking of medical resources have led to a surge in demand for POCT. However, its accuracy cannot be compared to that of laboratory testing in the short term, and improving accuracy will be the main focus of future POCT development. The automatic assembly line system has realised the advancement of IVD automation, which is monopolised by international giants. Nevertheless, domestic enterprises are expected to seize new development opportunities with their high cost-effectiveness and strong compatibility. Against the backdrop of increasing national awareness of disease prevention and physical examination, IVD products (including reagents and instruments, etc.) and services closely related to diagnosis and treatment services will still have a large market potential.

OPERATING REVENUE

During the Year, the operating revenue was approximately RMB289.1 million, representing a decrease of approximately 22.5% as compared with that of approximately RMB373.1 million for the year ended 31 December 2022 (the "Previous Year" or "2022"), which was mainly due to the drop in market demand as affected by changes in public health prevention and control policies both domestically and abroad, and the drop in price of products as affected by industry centralised procurement.

GROSS PROFIT AND GROSS PROFIT MARGIN

The gross profit during the Year was approximately RMB127.4 million, representing a decrease of approximately 12.9% as compared with that of approximately RMB146.3 million for the Previous Year and the gross profit margin was approximately 44.1% (2022: approximately 39.2%).

SELLING AND DISTRIBUTION EXPENSES

During the Year, selling and distribution expenses were approximately RMB59.0 million, representing an increase of approximately 7.2% as compared with that of approximately RMB55.0 million for the Previous Year. The increase in such expenses was primarily attributable to stronger sales efforts.

ADMINISTRATIVE EXPENSES

During the Year, administrative expenses were approximately RMB51.5 million, representing an increase of approximately 15.1% as compared with that of approximately RMB44.7 million for the Previous Year. The increase in such expenses was primarily attributable to the increase in staff cost.

RESEARCH AND DEVELOPMENT COSTS

During the Year, the total research and development costs amounted to approximately RMB35.8 million, representing an increase of approximately 33.3% when compared with that of approximately RMB26.9 million for the Previous Year, which was mainly due to the increase in R&D expenses on the Group's advantageous products, such as flow cytometry and supporting reagents.

MANAGEMENT DISCUSSION AND ANALYSIS

LOSS FOR THE YEAR

As a result, loss for the Year amounted to approximately RMB19.2 million, as compared to a profit of approximately RMB14.2 million for the Previous Year. The decrease was mainly attributable to the drop in revenue and increase in expenses.

LOSS ATTRIBUTABLE TO OWNERS OF THE PARENT

During the Year, loss attributable to owners of the parent of the Company was approximately RMB11.6 million, as compared to a profit attributable to owners of the parent of approximately RMB8.1 million for the Previous Year.

PRODUCTION FACILITIES

The Company owns two self-constructed plant complexes, covering a total area of 37.17 mu. Both complexes have passed the examination and acceptance and repair and reconstruction stages and are in normal use. Among which, Plant Complex No.1, with a gross floor area of 11,000 square metres, is mainly used for office, research and development, production of biochemical reagents and other purposes, Plant Complex No.2, with a gross floor area of 5,000 square metres (with five storeys above ground), is mainly used as the production facilities for diagnostic reagents, comprising warehouse, workshops, laboratories and offices. The production facilities of each of its subsidiaries are either leased for use or constructed pursuant to relevant laws and regulations and those facilities currently are all in normal operating conditions.

FUTURE PROSPECTS

The health industry is a crucial sector closely linked to people's livelihood, exerting significant influence on the high-quality development of the economy and society, and possessing immense development potential. Following the 20th National Congress of the Communist Party of China, the comprehensive upgrade of the total volume and quality of medical services has become a long-term development goal of China. The end-user demands in terms of equipment configuration in medical institutions and reagent application for target patients arising from the IVD sector, being an important part of medical services, are expected to increase significantly. In addition, China successively introduced a series of supporting policies relevant to the health industry, focusing on facilitating the comprehensive development of the full industrial chain of China's medical industry in a scientific manner. According to the "Annual Report of China IVD Industry (2022)", China IVD market size reached RMB170 billion in 2022. Zero Power Intelligence Industrial Research Institute predicts that by 2030, China IVD market will grow to RMB288.15 billion, accounting for 33.2% of the global market and becoming the largest consumer of IVD products.

After the COVID-19 pandemic, the macroeconomic environment is full of uncertainties, and geopolitical conflicts occur frequently, ushering in a stage of strong uncertainty for IVD companies as they recover from the pandemic. Currently, the overall situation of a strong external and weak domestic IVD market still exists. However, with the implementation of policies such as medical insurance cost control, hospitals are under cost control pressure, domestic enterprises with higher cost performance have ushered in the opportunity of price advantage for quantity. Looking ahead to 2024, under the trend of routinisation and nationalisation of IVD centralised procurement, it is expected that market concentration within the industry will further increase and market competition will intensify, forcing companies to focus on improving quality and reducing costs, accelerating product upgrades and iterations, so as to alleviate certain price pressure. At the same time, the differences in product layouts and R&D capabilities among companies will quickly widen the gap in their respective competitiveness. In the future, the barriers to enter the IVD industry will increase rapidly, premier IVD companies that have implemented a full layout of their product lines and integrated front-line pipelines will benefit. Facing fierce industry competition, mergers and consolidations within the IVD industry are becoming more frequent, and it is imperative for IVD companies to look for new approaches in the complex and changing situation.

MANAGEMENT DISCUSSION AND ANALYSIS

After more than 30 years of steady development, the Company has accumulated rich industry experience. In 2024, the Company will continue to consolidate and enhance its existing business segments, fully integrate internal and external resources, and actively deploy and deeply focus on profit-driven hospital projects in key regions nationwide. By consolidating its business foundations and adjusting its business strategies, expanding its revenue sources, ramping up its own business and service capabilities, innovating cooperation models, and speeding up the response against evolving situation, the Company will strive to optimise and expand existing key products offerings, endeavour to develop new featured products with greater profit margins, and actively look for more sustainable growth points, so as to provide customers with more premium and all-round services and endeavour to return to our leading industry position at the earliest possible date. At the same time, the Group will follow the development trend of the IVD industry, focus on future industrial strategic priorities, and actively explore new profit models for the Company, including establishing strategic partnerships with leading professional players in the industry. Based on our existing brand advantages, pipeline advantages and overall market-oriented institutional advantages, the Group will continue to promote the deepening of reform and the integration of resources to improve market-based remuneration, assessment and incentive mechanisms to stimulate operational vibrancy and endogenous motivation, so as to realise the upgrade in product, market and management.

CAPITAL STRUCTURE

During the Reporting Period, the change of capital structure of the Company as compared with that of the Previous Year is as follows:

| | 2023 RMB'000 | 2022 RMB'000 |
|------------------------|-------------------------------|-----------------|
| Cash and bank balances | 63,410 | 77,349 |
| Short-term loans | 140,737 | 133,553 |
| Long-term loans | 1,980 | 7,548 |
| Net debt | 79,307 | 63,752 |
| Net debt equity ratio | 34% | 27% |

LIQUIDITY AND FINANCIAL POSITION

The Group generally financed its operations with internally generated cash flows, bank and other borrowings and capital contributions from the Shareholders. As at 31 December 2023, the net debt increased by approximately RMB15.56 million year-on-year as compared with that of the Previous Year, which was mainly due to the decrease in cash flows from operating activities due to operating loss incurred for the year.

FOREIGN CURRENCY RISK

The Group's businesses are mostly located in the PRC and most transactions are conducted in RMB, except that the Group occasionally purchases equipment and some IVD reagent products from overseas countries for resale in the PRC and there are administrative expenses incurred by the Canadian subsidiary. A small amount of cash denominated in Hong Kong dollar ("HKD") is placed in bank accounts in Hong Kong for payment of miscellaneous expenses such as professional fees incurred in Hong Kong.

MANAGEMENT DISCUSSION AND ANALYSIS

PLEDGE OF ASSETS OF THE GROUP

As at 31 December 2023, certain buildings with a net carrying amount of approximately RMB21.1 million and prepaid land lease payments with a net carrying amount of approximately RMB2.2 million were pledged to Beijing Zhongguancun Guarantee Technology Financing Guarantee Co., Ltd. (“Zhongguancun Guarantee”), which guaranteed the Group two loans. One of the bank loans amounted to RMB65.2 million in principal from Bank of Beijing Co., Ltd. The loans will be due in January to December 2024 due to different maturities. The other loan amounted to RMB20.0 million in principal is from Zhongguancun Guarantee. The loan will be due in April 2024. Certain buildings with a net carrying amount of RMB20.7 million were mortgaged to a third party which provided guarantees for the Group, to obtain the bank loan of RMB10 million from China Construction Bank. The loan will be due within one year.

At 31 December 2023, certain machineries with net carrying amount of approximately RMB7.5 million were pledged to third parties to secure loans granted to the Company which amounted to RMB7.5 million. The loan will be due in April 2024.

CONTINGENT LIABILITIES

At the end of the Reporting Period, contingent liabilities not provided for in the financial statements were as follows:

| | 2023 RMB'000 | 2022 RMB'000 |
|---|-------------------------------|-----------------|
| Counter-guarantees given to a security company in connection with loans | 10,000 | 20,000 |

EMPLOYEES

On 31 December 2023, the Group had a total of 537 full-time employees (2022: 531 employees) based in Hong Kong and the PRC. Total staff costs of the Group (including remuneration of the Directors and the supervisors of the Company (the “Supervisors”)) for the year ended 31 December 2023 amounted to approximately RMB99 million (2022: RMB90 million). The Group determines the emoluments of its staff and the Directors based on their qualifications and experience, performance and market rates, so as to maintain the remuneration of its staff and the Directors at a competitive level. The Group participates in various defined contribution retirement plans and insurance schemes in compliance with its statutory obligations under the laws and regulations of the PRC and Hong Kong. The Board of the Company believes that employees are one of the most valuable assets of the Group who contribute significantly to the success of the Group. The Group recognises the importance of training of its staff and hence provides regular training for the Group’s staff members to enhance their technical and product knowledge.

Other than the company secretary and qualified accountant, the remaining employees of the Group are stationed in China.

PURCHASE, REDEMPTION OR SALE OF LISTED SECURITIES OF THE COMPANY

Neither the Company, nor any of its subsidiaries purchased, redeemed or sold any of the Company’s listed securities during the Year.

CORPORATE GOVERNANCE REPORT

INTRODUCTION

The Board is committed to high standard of corporate governance with a view to safeguarding the interests of the Shareholders and achieving accountability as the Group recognises the importance of maximising Shareholders' value through effective corporate governance procedures.

CORPORATE GOVERNANCE PRACTICE

The Company had applied the principles and all the applicable code provisions (the "Code Provisions") as set out under the Corporate Governance Code (the "CG Code") contained in Appendix C1 of the GEM Listing Rules during the Reporting Period and up to the date of this report. The Directors will periodically review the Company's corporate governance policies and will propose any amendment, if necessary, to ensure compliance with the Code Provisions from time to time.

During the Reporting Period and up to the date of this report, the Company had complied with all the applicable Code Provisions of the CG Code, except for Code Provision D.2.5 of the CG Code as explained below:

Code Provision D.2.5 states that the Company should have an internal audit function. Based on the size and simple operating structure of the Group as well as the internal control processes, the Group decided not to set up an internal audit department for the time being. However, the Board has put in place adequate measures to perform the internal audit function in relation to different aspects including (i) the Board has established formal arrangements to apply financial reporting and internal control principles in accounting and financial matters to ensure compliance with the GEM Listing Rules and all relevant laws and regulations and (ii) the Company engaged an external consultant to perform an internal review on the scope determined by the audit committee of the Company. The Company considers that the existing organization structure and close supervision by the management and the abovementioned engagement of the external consultant can maintain sufficient risk management and internal control of the Group. The Board will review the need to set up an internal audit function from time to time and may set up an internal audit team if the need arises.

THE BOARD OF DIRECTORS

The Board comprises the following members during the Reporting Period:

Executive Directors:

Mr. Wu Lebin

Mr. Lin Yanglin (*retired with effect from 25 May 2023*)

Mr. Chen Peng (*appointed with effect from 25 May 2023*)

Non-executive Directors:

Ms. Cheng Yali (*retired with effect from 25 May 2023*)

Dr. Sun Zhe (*resigned with effect from 26 September 2023*)

Mr. Li Zhonghua (*appointed with effect from 25 May 2023*)

Dr. Gao Guangxia (*appointed with effect from 25 May 2023*)

Mr. Chen Zhengyong (*appointed with effect from 25 May 2023*)

Mr. Yang Peng (*appointed with effect from 26 September 2023*)

CORPORATE GOVERNANCE REPORT**Independent Non-executive Directors:**

Mr. Ren Fujin (*resigned with effect from 12 February 2023*)

Dr. Zheng Yongtang (*retired with effect from 25 May 2023*)

Mr. Lu Qi

Prof. Shen Jiangang (*appointed with effect from 23 February 2023*)

Prof. Shen Zuojun (*appointed with effect from 25 May 2023*)

In compliance with Rule 5.02D of the revised GEM Listing Rules which took effect on 31 December 2023, (i) Prof. Shen Jiangang, who was appointed as a Director on 23 February 2023, obtained the legal advice referred to in Rule 5.02D (the "Legal Advice") on 22 February 2023, and he has confirmed that he understood his obligations as a Director; (ii) Mr. Chen Peng, Mr. Chen Zhengyong, Mr. Li Zhonghua, Dr. Gao Guangxia and Prof. Shen Zuojun, who were appointed as Directors on 25 May 2023, obtained the Legal Advice on 24 May 2023, and each of them has confirmed that he understood his obligations as a Director; and (iii) Mr. Yang Peng, who was appointed as a Director on 26 September 2023, obtained the Legal Advice on 25 September 2023, and he has confirmed that he understood his obligations as a Director.

Each of the Directors (including the non-executive Directors and independent non-executive Directors) has entered into a service contract or letter of appointment with the Company for a term of three years, but is subject to retirement by rotation at the Company's annual general meeting in accordance with the articles of association of the Company (the "Articles of Association"). The Board is mainly accountable to the owners of the parent. It is also in charge of the management, business, strategy, annual, interim and quarterly results, risk management, major acquisitions, disposals and capital transactions and other major operational and financial aspects of the Group. Major corporate matters that are specifically delegated by the Board to the management include the preparation of annual, interim and quarterly accounts for Board approval before public reporting, execution of business strategies and initiatives adopted by the Board, implementation of adequate internal control systems and risk management procedures and compliance with relevant statutory requirements, rules and regulations.

No corporate governance committee has been established and the Board is delegated with the corporate governance functions.

The Board, in carrying out its corporate governance functions, is responsible for (a) developing and reviewing the Company's policies and practices on corporate governance; (b) reviewing and monitoring the training and continuous professional development of Directors and senior management; (c) reviewing and monitoring the Company's policies and practices on compliance with legal and regulatory requirements; (d) developing, reviewing and monitoring the code of conduct and compliance manual (if any) applicable to employees and Directors; and (e) reviewing the Company's compliance with the CG Code and disclosure in this corporate governance report.

Details of backgrounds and qualifications of the Chairman and the other Directors are set out in the Report of the Directors. All Directors have given sufficient time and attention to the affairs of the Group. Each executive Director has sufficient experience, knowledge and execution ability to hold the position so as to carry out his or her duties effectively and efficiently. There is no relationship among the members of the Board.

During the Reporting Period, the Chairman kept a close relationship with all Directors to ensure steady exchange of information with them in the course of operation and decision-making.

CORPORATE GOVERNANCE REPORT

The executive Directors are in charge of different areas of duty. They are mainly responsible for the management of the Group's day-to-day operations such as production, operation and financial management, as well as research, technique and international relations of the Company.

All non-executive Directors are independent of the management and are in possession of solid experience in the business of the industry. These non-executive Directors provided significant advice and contribution to the development of the Company during the Reporting Period.

To ensure that independent views and input are available to the Board, the Company has established mechanisms including (i) strengthening the independent non-executive Directors' recruitment process to include criteria such as each candidates' available time commitments and qualification; (ii) reviewing the number of independent non-executive Directors on an annual basis; (iii) performing additional assessment or evaluation of independent non-executive Directors' contribution; and (iv) engage external independent professional advisors to assist performance of directors' duties. The Board reviews the implementation and effectiveness of the above mechanisms on an annual basis.

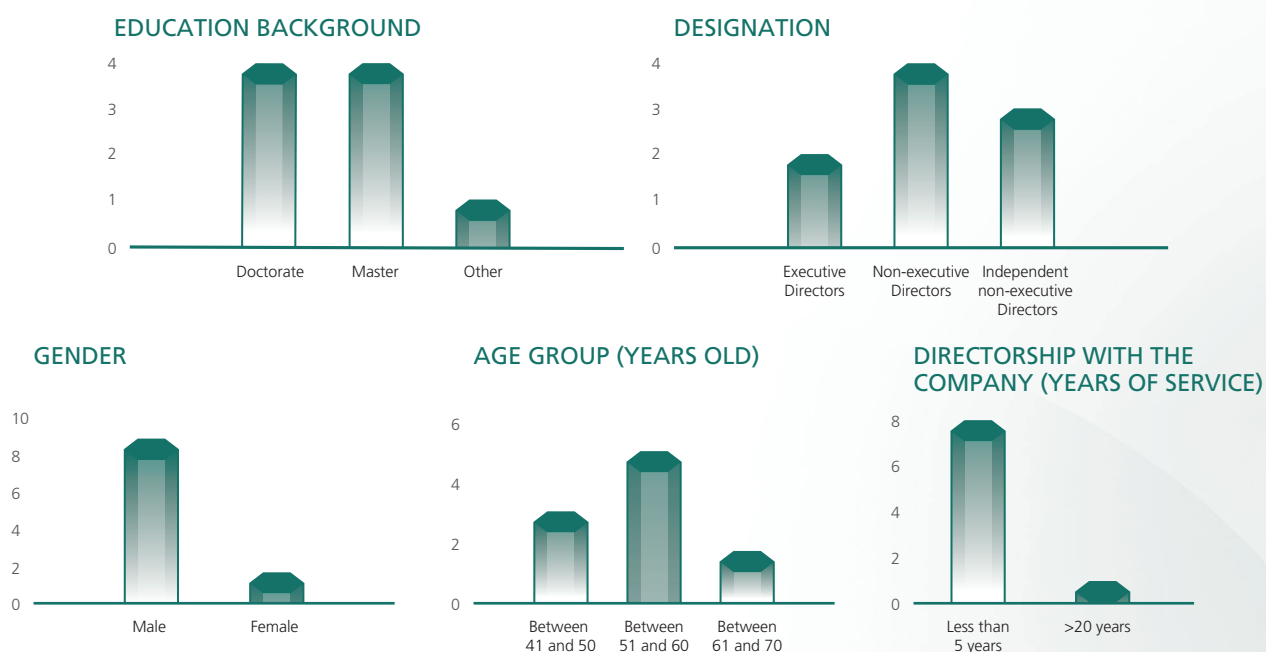
During the Report Period, the Board performed the following duties:

- (a) developed and reviewed the Company's policies and practices on corporate governance and made recommendations to the Board;
- (b) reviewed and monitored training and continuous professional development of the Directors and senior management;
- (c) reviewed and monitored the Company's policies and practices on compliance with legal and regulatory requirements;
- (d) developed, reviewed and monitored the code of conduct and compliance manual of the employees and Directors;
- (e) reviewed whether an internal audit function is needed; and
- (f) reviewed the Company's compliance with the CG Code and endorsed the annual corporate governance report.

CORPORATE GOVERNANCE REPORT

The Board fulfilled the minimum requirement of appointing at least one-third of the members of the Board as independent non-executive Directors. They have professional knowledge and extensive experience in science and technology, medical science and economics, which also conforms with the requirement of having one independent non-executive Director with appropriate qualification on professional accounting or financial management expertise. They are able to fully represent the interests of the Shareholders. The Board has received an annual confirmation of independence from each independent non-executive Director. The Company considers all of them to be independent from the Company in accordance with the guidelines set out in Rule 5.09 of the GEM Listing Rules as at the date of this report.

The Board's composition as at the date of this report under diversified perspectives is summarised as follows:



CORPORATE GOVERNANCE REPORT

In 2023, the Board held a total of seven meetings. The average attendance rate of Directors of the Company reached 75%. The details of the attendance rate of the Board and respective Directors are as follows:

| Date of meeting | Total number of Directors | Number of Directors present | Attendance rate |
|-------------------|---------------------------|-----------------------------|-----------------|
| 23 February 2023 | 6 | 5 | 83% |
| 31 March 2023 | 7 | 5 | 71% |
| 8 May 2023 | 7 | 6 | 86% |
| 25 May 2023 | 9 | 7 | 78% |
| 10 July 2023 | 9 | 5 | 56% |
| 19 July 2023 | 9 | 9 | 100% |
| 18 September 2023 | 9 | 5 | 56% |

| Name of Directors | Number of meetings attended |
|---|-----------------------------|
| Mr. Wu Lebin (<i>Chairman and executive Director</i>) | 7/7 |
| Mr. Chen Peng (<i>President and executive Director</i>) (<i>appointed with effect from 25 May 2023</i>) | 4/4 |
| Mr. Lin Yanglin (<i>Vice chairman and executive Director</i>) (<i>retired with effect from 25 May 2023</i>) | 3/3 |
| Mr. Chen Zhengyoug (<i>Vice chairman and non-executive Director</i>) (<i>appointed with effect from 25 May 2023</i>) | 4/4 |
| Mr. Yang Peng (<i>Vice chairman and non-executive Director</i>) (<i>appointed with effect from 26 September 2023</i>) | 0/0 |
| Dr. Sun Zhe (<i>Vice chairman and non-executive Director</i>) (<i>resigned with effect from 26 September 2023</i>) | 3/7 |
| Ms. Cheng Yali (<i>Non-executive Director</i>) (<i>retired with effect from 25 May 2023</i>) | 0/3 |
| Dr. Gao Guangxia (<i>Non-executive Director</i>) (<i>appointed with effect from 25 May 2023</i>) | 3/4 |
| Mr. Li Zhonghua (<i>Non-executive Director</i>) (<i>appointed with effect from 25 May 2023</i>) | 4/4 |
| Mr. Lu Qi (<i>Independent non-executive Director</i>) | 5/7 |
| Mr. Ren Fujin (<i>Independent non-executive Director</i>) (<i>resigned with effect from 12 February 2023</i>) | 0/0 |
| Prof. Shen Jiangang (<i>Independent non-executive Director</i>) (<i>appointed with effect on 23 February 2023</i>) | 4/6 |
| Prof. Shen Zuojun (<i>Independent non-executive Director</i>) (<i>appointed with effect on 25 May 2023</i>) | 2/4 |
| Dr. Zheng Yongtang (<i>Independent non-executive Director</i>) (<i>retired with effect from 25 May 2023</i>) | 3/3 |

CORPORATE GOVERNANCE REPORT

ANNUAL GENERAL MEETING AND EXTRAORDINARY GENERAL MEETING HELD IN 2023

The annual general meeting and extraordinary general meeting of the Company were held on 25 May 2023 and 26 September 2023 respectively in Beijing, PRC. Details of the Directors' attendance records of the meetings are as follows:

| Name of Directors | Number of meetings attended |
|--|-----------------------------|
| Mr. Wu Lebin (<i>Chairman and executive Director</i>) | 2/2 |
| Mr. Chen Peng (<i>President and executive Director</i>) (<i>appointed with effect from 25 May 2023</i>) | 2/2 |
| Mr. Lin Yanglin (<i>Vice chairman and executive Director</i>) (<i>retired with effect from 25 May 2023</i>) | 1/1 |
| Mr. Chen Zhengyoug (<i>Vice chairman and non-executive Director</i>) (<i>appointed with effect from 25 May 2023</i>) | 2/2 |
| Dr. Sun Zhe (<i>Vice chairman and non-executive Director</i>) (<i>resigned with effect from 26 September 2023</i>) | 1/2 |
| Ms. Cheng Yali (<i>Non-executive Director</i>) (<i>retired with effect from 25 May 2023</i>) | 0/1 |
| Dr. Gao Guangxia (<i>Non-executive Director</i>) (<i>appointed with effect from 25 May 2023</i>) | 1/2 |
| Mr. Li Zhonghua (<i>Non-executive Director</i>) (<i>appointed with effect from 25 May 2023</i>) | 2/2 |
| Mr. Lu Qi (<i>Independent non-executive Director</i>) | 2/2 |
| Prof. Shen Jiangan (<i>Independent non-executive Director</i>) (<i>appointed with effect on 23 February 2023</i>) | 2/2 |
| Prof. Shen Zuojun (<i>Independent non-executive Director</i>) (<i>appointed with effect on 25 May 2023</i>) | 2/2 |
| Dr. Zheng Yongtang (<i>Independent non-executive Director</i>) (<i>retired with effect from 25 May 2023</i>) | 1/1 |

CHAIRMAN AND PRESIDENT

The positions of the Chairman and the president of the Group, are currently held by Mr. Wu Lebin and Mr. Chen Peng, respectively, with clear distinction in responsibilities.

As the Chairman, Mr. Wu Lebin is responsible for the approval and supervision of the overall strategies and policies of the Group, approval of annual budgets and business plans, evaluation of the Company's performance and overseeing of the management. The other executive Director is responsible for the day-to-day operations of the Group.

Mr. Chen Peng, being the president, is responsible for the day-to-day operations of the Group, implementation of business strategies, targets and plans formulated and adopted by the Board, and assuming accountability to the Board for the overall operation of the Group.

DIRECTORS' SECURITIES TRANSACTIONS

The Group has adopted a model code of conduct for dealing in the Company's securities by Directors, which was formulated in accordance with Rules 5.48 to 5.67 of the GEM Listing Rules for the purpose of setting out the standards adopted by the Company for assessing the conduct of Directors in their dealings in the securities of the Company. Any violation of this code will be regarded as a violation of the GEM Listing Rules. The Company has confirmed, after making specific enquiries with the Directors, that all Directors have complied with the required standard of dealings as set out in the model code of conduct in relation to securities dealings by directors throughout the Reporting Period.

CORPORATE GOVERNANCE REPORT

BOARD COMMITTEES

The Board has established three Board committees, namely remuneration committee (the “Remuneration Committee”), nomination committee (the “Nomination Committee”) and audit committee (the “Audit Committee”) to oversee the particular aspect of the Company’s affairs. The Board committees are provided with sufficient resources to discharge their duties.

REMUNERATION COMMITTEE

The Remuneration Committee was established in accordance with the Code Provisions of the CG Code with written terms of reference. The main duties of the Remuneration Committee are the determination of specific remuneration packages of all executive Directors, including benefits in kind, pension rights and compensation payments, any compensation payable for loss or termination of their office or appointment and making recommendations to the Board on the remuneration of non-executive Directors. The Remuneration Committee should consider factors such as salaries paid by comparable companies, time commitment and responsibilities of the Directors, employment conditions elsewhere in the Group and feasibility of performance based remuneration.

The Remuneration Committee consists of three members, namely, Prof. Shen Zuojun, Mr. Lu Qi and Prof. Shen Jiangang, with Prof. Shen Zuojun currently serves as the chairman of the Remuneration Committee.

The Remuneration Committee performed the following duties during the Year:

- reviewed and made recommendations to the Board on the Company’s policy and structure for all Directors’ and senior management’s remuneration and on the procedures for developing remuneration policy;
- assessed the performance of executive Directors; and
- reviewed and made recommendations to the Board on the remuneration of all Directors.

The Remuneration Committee meets regularly to determine, with delegated responsibility from the Board, the policy for the remuneration packages of individual Directors and senior management and assess the performance of executive Directors and senior management of the Company and approve terms of executive Directors’s service contracts, if any. During the Reporting Period, the Remuneration Committee met once and the individual attendance of each member is set out below:

| Name of Directors | Number of meetings attended |
|--|-----------------------------|
| Prof. Shen Zuojun (<i>appointed with effect on 25 May 2023</i>) | 0/0 |
| Dr. Zheng Yongtang (<i>retired with effect from 25 May 2023</i>) | 1/1 |
| Mr. Lu Qi | 1/1 |
| Mr. Ren Fujin (<i>resigned with effect from 12 February 2023</i>) | 0/0 |
| Prof. Shen Jiangang (<i>appointed with effect on 23 February 2023</i>) | 1/1 |

The Remuneration Committee has adopted the model under Code Provision E.1.2(c)(ii) for making recommendations to the Board on the remuneration packages of individual executive Directors and senior management.

REMUNERATION OF SENIOR MANAGEMENT

The remuneration of the members of the senior management by band for the year ended 31 December 2023 is set out below:

| Remuneration bands | Number of person(s) |
|-------------------------------|---------------------|
| RMB1,000,000 and under | 8 |
| RMB1,000,001 and RMB2,000,000 | 2 |

Further particulars regarding Directors' remuneration and the five highest paid employees are set out in notes 8 and 9 to the financial statements, respectively.

NOMINATION COMMITTEE

The Nomination Committee was established on 20 March 2012. The Nomination Committee is responsible for, including but not limited to, reviewing the structure, size, composition and diversity (including without limitation, gender, age, cultural and educational background, ethnicity, professional experience, skills, knowledge and length of service) of the Board and making recommendation to the Board on selection of candidates for directorships. In addition, the Nomination Committee is also responsible for (including but not limited to) (i) reviewing the policy for the nomination of Directors and to make disclosure of the summary of nomination policy in annual report of the Company annually; (ii) identifying individuals suitably qualified to become Board members and select or make recommendations to the Board on the selection of individuals nominated for directorships, having due regard for the board diversity policy and nomination policy of the Company; (iii) assessing the independence of the independent non-executive Directors; (iv) making recommendations to the Board on the appointment or re-appointment of Directors and succession planning for Directors, in particular the Chairman and the chief executive officer; and (v) reviewing the board diversity policy as appropriate and making recommendations on any required changes to the Board for consideration and approval and monitor its implementation so as to ensure its effectiveness and make disclosure of its summary and the progress of its implementation in the corporate governance report.

The Board has adopted the board diversity policy (the "Board Diversity Policy") and the nomination policy (the "Nomination Policy") which are summarised below in this corporate governance report. Under the Board Diversity Policy, all Board appointments will be based on merit and candidates will be considered against selection criteria based on a range of diversity perspectives, which would include but not limited to gender, age, cultural and educational background, professional experience, skills, knowledge and length of service.

The Nomination Committee consists of four members, namely Mr. Lu Qi, Prof. Shen Zuojun, Mr. Wu Lebin and Prof. Shen Jiangang where Mr. Lu Qi currently serves as the chairman of the Nomination Committee.

CORPORATE GOVERNANCE REPORT

The Nomination Committee held two meetings during the Year and performed the following duties:

- reviewed the structure, size and composition (including the skills, knowledge and experience) of the Board;
- assessed the independence of the independent non-executive Directors;
- reviewed re-appointments of the Directors;
- reviewed succession planning for Directors;
- nominated Board candidates for election/re-election by Shareholders at the annual general meeting; and
- reviewed the implementation with measurable targets, progress and effectiveness of the Nomination Policy and the Board Diversity Policy.

In carrying out its functions, the Nomination Committee met twice during the Reporting Period and prior to the publication of this report. The attendance record of the said meetings is set out as follows:

| Name of Directors | Number of meetings attended |
|---|-----------------------------|
| Mr. Lu Qi | 2/2 |
| Mr. Ren Fujin (<i>resigned with effect from 12 February 2023</i>) | 0/0 |
| Prof. Shen Jiangan (<i>appointed with effect on 23 February 2023</i>) | 2/2 |
| Prof. Shen Zuojun (<i>appointed with effect on 25 May 2023</i>) | 1/1 |
| Dr. Zheng Yongtang (<i>retired with effect from 25 May 2023</i>) | 1/1 |
| Mr. Wu Lebin | 2/2 |

Nomination Policy

The Board has adopted the Nomination Policy on 8 January 2019 in relation to the nomination, appointment, re-appointment of new Directors and the nomination procedures of the Company, which provides that in evaluating and selecting any candidate for directorship, the Nomination Committee shall consider the candidates' character and integrity, professional qualifications, skills, knowledge and experience, independence, diversity on the Board, willingness to devote adequate time to discharge duties as a Board member and such other criteria that are appropriate to the business of the Company.

CORPORATE GOVERNANCE REPORT

Under the Nomination Policy, new Directors are nominated under the following procedures:

- (i) if the Nomination Committee determines that an additional or replacement Director is required, it will utilise multiple channels for identifying suitable Director candidates, including referral from Directors, Shareholders, management, advisors of the Company and external executive search firms; and
- (ii) having interviewed a list of potential candidates compiled from different sources, the Nomination Committee will select candidates and make recommendation based on the selection criteria and such other factors that it considers appropriate for consideration by the Board. The Board has the final authority on determining suitable candidate for appointment.

Under the Nomination Policy, existing Directors are re-elected under the following procedures:

- (i) where a retiring Director, being eligible, offers himself for re-election, the Nomination Committee will consider and, if it is appropriate as considered by the Nomination Committee, the Nomination Committee will make a recommendation to the Board for its consideration and approval for re-election at a general meeting; and
- (ii) a circular containing the requisite information on such retiring Director will be sent to Shareholders prior to a general meeting in accordance with the GEM Listing Rules.

Under the Nomination Policy, new Directors are nominated by Shareholders under the following procedures:

- (i) any Shareholder who wishes to nominate a person to stand for election as a Director at a general meeting must lodge with the company secretary of the Company after the day on which the notice of the Shareholders' general meeting is despatched and at least 7 days prior to the date of such meeting: (a) a written nomination of the candidate, (b) a written confirmation from such candidate of his/her willingness to stand for election and (c) biographical details of such candidate as required under Rule 17.50(2) of the GEM Listing Rules; and
- (ii) a supplementary circular will be sent to all of the Shareholders with particulars of the proposed candidate.

Board Diversity Policy

The Board has adopted the revised Board Diversity Policy on 8 January 2019 in relation to the nomination and appointment of new Directors, which provides that the selection of Board candidates shall be based on a range of diversity perspectives with reference to the Company's business model and specific needs, including but not limited to gender, age, race, language, cultural background, educational background, industry experience and professional experience.

Looking forward, the Company will seek to achieve gender diversity on the Board. The Board will make every effort to include female director(s) into the Board (keeping in mind the importance of management continuity and the timeline for retirement and re-appointment of Directors under the articles of association of the Company) and the nomination committee of the Board will use its best endeavors and on suitable basis to, during the year of 2024, identify and recommend suitable female candidate(s) to the Board for its consideration on appointment of a Director. The Company will try its best to appoint at least one female director no later than 31 December 2024. The Board also recognises the importance of diversity at the workforce level. As at 31 December 2023, the gender ratio of the workforce of the Group (including senior management) was 57:43 male to female. The Group will continue to attach importance to the training for female talents and provide them with long-term development opportunities.

CORPORATE GOVERNANCE REPORT

AUDIT COMMITTEE

The Company established the Audit Committee on 10 February 2006 in accordance with the requirements of the GEM Listing Rules.

The duties of the Audit Committee include (but not limited to):

1. supervising the accounting and financial reporting procedures and reviewing the financial statements of the Group;
2. studying carefully all the proceedings proposed by the qualified accountant, compliance officers and auditors of the Group;
3. examining and monitoring the risk management and internal control systems of the Group and other major financial matters; and
4. reviewing the relevant work of the Group's external auditors.

Members of the Audit Committee possess high sense of responsibilities. They have contributed their time and efforts to ensure efficient operation and objectivity of the Board.

The Audit Committee met once every quarter during the Reporting Period and prior to the publication of this report to review the reporting of financial statements and other information to Shareholders, the effectiveness and objectivity of the internal control process and reviewed all the quarterly, half-yearly and annual results. The Audit Committee also provides an important link between the Board and the Company's auditors in matters that arise within the scope of its terms of reference and continues to review the independence and objectivity of the auditors.

During the Reporting Period, four Audit Committee meetings were held and the individual attendance of each member is set out below:

| Name of Directors | Number of meetings attended |
|---|-----------------------------|
| Mr. Lu Qi | 4/4 |
| Dr. Zheng Yongtang (<i>retired with effect from 25 May 2023</i>) | 2/2 |
| Mr. Ren Fujin (<i>resigned with effect from 12 February 2023</i>) | 0/0 |
| Prof. Shen Jiangan (<i>appointed with effect on 23 February 2023</i>) | 4/4 |
| Prof. Shen Zuojun (<i>appointed with effect on 25 May 2023</i>) | 2/2 |

During the Reporting Period, the Audit Committee consisted of three members, namely Mr. Lu Qi, Prof. Shen Zuojun and Prof. Shen Jiangan, of which Mr. Lu Qi currently serves as the chairman of the Audit Committee.

CORPORATE GOVERNANCE REPORT

For the Reporting Period, the Audit Committee performed the following duties:

- (i) reviewed the Group's annual results for 2022 and the Group's interim and quarterly results for 2023;
- (ii) reviewed the audit plans and findings of the external auditor;
- (iii) reviewed the internal control, risk management and financial matters pursuant to its terms of reference; and
- (iv) made recommendation to the Board on the re-appointment of the external auditor and its remuneration.

The Audit Committee will also meet with the auditor annually in the absence of management to discuss matters relating to any issues arising from audit and any other matters the auditor may wish to raise.

COMPANY SECRETARY

Mr. Tung Woon Cheung Eric, the company secretary of the Company, supports the Chairman, the Board and the Board committees by ensuring good information flow and that Board policy and procedures are followed. Mr. Tung advises the Board on corporate governance matters and facilitates the induction and professional development of the Directors. The company secretary is an employee of the Company and is appointed by the Board. Although the company secretary reports to the Chairman and the president of the Company, all Directors may call upon him for advice and assistance at any time in respect to their duties and the effective operation of the Board and Board committees. The company secretary also plays an essential role in the relationship between the Company and its Shareholders, including assisting the Board in discharging its obligations to Shareholders pursuant to the GEM Listing Rules.

Mr. Tung has confirmed that he has taken not less than 15 hours of relevant professional training during the financial year.

AUDITORS' REMUNERATION

The Audit Committee is responsible for considering the appointment of the external auditors and reviewing any non-audit services performed by the external auditors, including whether such non-audit services could lead to any potential material adverse impact on the Group. For the year ended 31 December 2023, auditors' remuneration for audit services is approximately RMB1,660,000.

CORPORATE GOVERNANCE REPORT

DIRECTORS' AND AUDITORS' RESPONSIBILITIES FOR THE FINANCIAL STATEMENTS

The Directors' responsibilities for the financial statements and the responsibilities of the external auditors to the Shareholders are set out on pages 52 to 53.

The Directors have confirmed that the preparation of the Group's financial statements is in compliance with the relative regulations and applicable accounting standards. As at 31 December 2023, the Board was not aware of any material uncertainties relating to events or conditions which may cast significant doubt upon the Company's ability to continue as a going concern and accordingly prepared the accounts on the going concern basis. The Directors also promise that the Group's financial statements will be distributed in due course.

DIVIDEND POLICY

The Board has adopted the "Dividend Policy" on 8 January 2019 in recommending dividends, to allow the Shareholders to participate in the Company's profits and enable the Company to retain adequate reserves for future growth, which provides that subject to the approval of the Shareholders and requirement of the relevant law, the Company shall pay annual dividends to the Shareholders if the Group is profitable, operations environment is stable and there is no significant investment or commitment made by the Group.

DIRECTORS' INDUCTION AND CONTINUOUS PROFESSIONAL DEVELOPMENT

An induction package covering the Group's businesses and the statutory and regulatory obligations of a director of a listed company is provided to each newly appointed director, if any. The Group also provides briefings and other trainings to develop and refresh the directors' knowledge and skills, and updates all directors on the regulatory requirements as necessary. During the Reporting Period, materials relating to various amendments to the GEM Listing Rules as well as new guidance letters and listing decisions were distributed to the Directors as part of their continuous professional development trainings. All Directors confirmed that they have complied with the Code Provision C.1.4 of the CG Code.

| Directors | Attended training courses/Reviewed training materials |
|--------------------|--|
| Mr. Wu Lebin | ✓ |
| Mr. Chen Peng | ✓ |
| Mr. Lin Yanglin | ✓ |
| Mr. Chen Zhengyoug | ✓ |
| Mr. Yang Peng | ✓ |
| Dr. Sun Zhe | ✓ |
| Ms. Cheng Yali | ✓ |
| Dr. Gao Guangxia | ✓ |
| Mr. Li Zhonghua | ✓ |
| Mr. Lu Qi | ✓ |
| Mr. Ren Fujin | ✓ |
| Prof. Shen Jiangan | ✓ |
| Prof. Shen Zuojun | ✓ |
| Dr. Zheng Yongtang | ✓ |

INTERNAL CONTROL AND RISK MANAGEMENT

The Board has the responsibility to maintain appropriate and effective internal control and risk management systems in order to safeguard the interest of the Group and the Shareholders, review and monitor the effectiveness of the internal control and risk management systems on a regular basis to ensure that the systems in place are adequate.

As at 31 December 2023, the Company did not establish a standalone internal audit department. However, the Board put in place adequate measures to perform the internal audit function in relation to different aspects including (i) the Board established formal arrangements to apply financial reporting and internal control principles in accounting and financial matters to ensure compliance with the GEM Listing Rules and all relevant laws and regulations and (ii) the Company engaged an external consultant to perform an internal review on the scope determined by the Audit Committee. The Company considers that the existing organization structure and close supervision by the management and the abovementioned engagement of the external consultant can maintain sufficient risk management and internal control of the Group. The Board will review the need to set up an internal audit function from time to time and may set up an internal audit team if the need arises. The Board convenes meetings on a regular basis to discuss financial, operational and compliance controls and risk management procedures and performs quarterly review on the Group's performance and internal control and risk management systems with the Audit Committee in order to ensure effective measures are in place to protect material assets and identify potential risks. During the Year, the Board conducted a review and assessment of the effectiveness of the Group's internal control and risk management systems and procedures by way of discussions with the management of the Group and members of the Audit Committee. The Board believes that the existing internal control and risk management systems of the Group are adequate and effective. The Board has reviewed the resources, qualifications and experience of the staff of the Group's accounting and financial reporting function and their training schemes and budget and was satisfied with their adequacy.

The Company has established a full-fledged risk management system for the Company to sort out the critical risks during the operation and management process in a comprehensive manner, and integrate risk management into all aspects of operation and management as well as all links of the business process so as to create a safe, healthy, effective and environmentally friendly working environment for its employees.

CORPORATE GOVERNANCE REPORT

As an enterprise with diagnostic products as its principal business, the major risks that the Group may be exposed to include:

1. Industry policy risk: In engaging in the manufacturing and selling of diagnostic products (medical devices), relevant licenses granted by food and drug supervision and administration authorities must be obtained, and product quality is subject to stringent laws and regulations. Although the enterprises under the Group that are engaged in the manufacturing and operation of principal diagnostic products and medical devices have already obtained the above licenses and approvals granted by food and drug supervision and administration authorities, however, the regulations over the production and sales of diagnostic products and medical devices may be adjusted by the state. If the Group fails to make corresponding adjustments and perfection, it will cause adverse impact on its production and operation.
2. Market competition risk: Market competition is ever intensifying due to huge domestic market potential where numerous enterprises are having a foothold in the IVD and market concentration is low. The Group adopts the mainstream model of "distribution and direct selling integration with distribution as priority" in its product sales process, and has developed nearly 500 distributors in China's 30 provinces and regions. With the continuous increase in the number of distributors, the Group finds it more and more difficult to provide distributors trainings, support, management and maintenance. To establish a mutually beneficial win-win mechanism with distributors, cultivate their loyalty to the Group and products and achieve the overall sales targets together, the Group will closely cooperate with distributors through providing product training, technical support, marketing activities and other services to reduce the risks caused by significant reforms and violation of laws and regulations by distributors.
3. Product research and development and technology substitution risks: The IVD industry is characterized by high technological value, high personnel quality demand and long cycle for research and development as well as product registration, so it is necessary to increase investments in research and development, cultivate and introduce professionals to improve the Group's capability in scientific research. At the same time, sufficient argumentation need to be conducted on new research and development projects through external technology exchange to reduce the risk of possible replacement of currently-available know-how by the more advanced technology in the same industry, so as to remove the adverse impact on the sustainable development of the Group.
4. Quality control risk: The quality of IVD reagent and IVD instrument has a direct impact on the accuracy of medical diagnosis. As a result, the state sets stringent requirements on IVD products quality. With the further increase in output, quality control has always been an issue of major concern to the Group. Once the products are improperly maintained or operated during production, transportation and other aspects, it will lead to quality problem incidents and affects the Group's reputation and brands. The Group implemented an all-round quality control in product design, raw materials procurement, product manufacturing and sales as well as after-sales services according to the requirements of ISO9001: 2008 and ISO13485: 2003 quality management systems. The Company prepared a comprehensive quality management system with Quality Manual (《品質手冊》) as its core, and had passed the certification of third-party authority, so as to enable the entire process of its products (from raw materials incoming inspection to manufacturing and operation and after-sales service) is effectively under control. During the Reporting Period, there was no major quality problem.

CORPORATE GOVERNANCE REPORT

5. Risk of key technical staff loss: The Group is one of the enterprises with the longest history in domestic IVD industry. The key factor for maintaining its competitive edge is that the Group owns a stable and high-quality talented team. The Group firmly believes that staff is crucial in an enterprise's development. The Group recruits and employs staff openly in strict compliance with the requirements of laws and regulations and enters into labor contracts with all employees to assure their legitimate interests in accordance with laws. While strengthening their development internally and promoting staff's skills, the Group is also actively soliciting external excellent talents to enrich the already competitive enterprise talent team. The Group provides newly-employed staffs with informative induction training and offers them flexible, diversified and pragmatic business trainings. The Group sets up position and salary levels of every employee based on his/her position by comprehensively assessing job category, work nature, responsibilities, job qualifications and other factors. The salary level is determined in accordance with the staff's knowledge and skills, work performance and overall performance. The Group makes active exploration in cultural development, and creates convenient conditions in work and life, especially in physical examination, settling down and holidays and festivals, aiming at enhancing staff's sense of belongings.
6. Investment and mergers and acquisitions risk: The Group integrates its industry resources through various means such as foreign investment as well as mergers and acquisitions to enhance its core competitiveness and achieve scalable effect. The Group will learn from lessons whole-heartedly and will strictly comply with the Interim Measures for the Administration of Foreign Investment (《對外投資管理暫行辦法》) to further strengthen the due diligence and research and argumentation before investing. Stringent post-investment control will be strengthened to enable share participating corporations to achieve synergy with the Group in terms of operation, management and other aspects, striving to enable target enterprises to meet the performance index within a relatively short period of time, so as to achieve the Group's strategic layout and reduce investment failure risk.
7. Account receivables risk: With the increasing efforts in market expansion and the continuous expansion of sales size, the amount in the Group's account receivables is also increasing accordingly. Hence, the bad debt risk arising therefrom is also the same. The relevant business department of the Group has taken measures to improve the frontend control of account receivables and maintains it at a reasonable level, strengthens the daily management and collection of account receivables and takes remedial actions as early as possible when risks occurred. It turns out that risk prevention is very effective if methods are appropriate and measures are strong.
8. Force majeure risk: Serious natural disasters and sudden public health incidents will cause damages to the Group's property and staff and may affect the Group's normal production and operation. The Group has set up corresponding emergency mechanisms and systems to cope with abrupt incidents, which can assure quick responses to make the Group's risk in production and operation activities controllable. The Company set up miniature fire station that equipped with part-time firemen as well as equipment and facilities. In 2023, the Group conducted one fire drill, which proved that quick response is achievable and safeguarding the safety of corporate personnel and property.

CORPORATE GOVERNANCE REPORT

In conclusion, in facing the above risks, the Group has three defense lines in place from top to bottom, namely, business departments, senior management team and the Board and the Supervisory Committee, which are being set up based on corporate governance structure and according to possible occurrence and development. We will fulfill the responsibilities in risk identification, response, management and supervision from different aspects and to understand in time the changes of national laws and regulation and policies, so as to earnestly control, prevent, allow whistle-blowing and resolve all kinds of risks through measures of compliance operation, continuous monitoring and effective supervision. The dedicated internal auditors are in place in Quality Control Center, Finance Department and Engineering Department according to the actual needs of the Company. They perform their internal auditing responsibilities through measures such as important activities are subject to stringent review and approval procedures and important contracts are subject to lawyer review. In 2023, the Company's internal personnel and externally engaged intermediaries conducted economic accountability audits on subsidiaries. Operating risks were comprehensively audited through quarterly and half-year operation analysis meetings by the Group's members and conducting operation review meetings on respective subsidiary separately. By conducting special examination on certain high-risk segments, such as marketing, procurement, accounts receivables and instrument maintenance, we aim to promote the compliance operation of the Group's subsidiaries. We also take corresponding rectification measures in a timely manner to prevent possible risks. During the Reporting Period, no major or important omissions and defects were discovered, confirming the effectiveness of the above measures. In 2024, the Group will amend the relevant systems and establish a more reasonable organisation structure and internal auditing structure in accordance with the overall operation objectives and key works and based on the needs of risk management, so as to enable the internal audit and control over the risks during daily operating activities is practical and more effective.

INSIDE INFORMATION POLICY

The Group has adopted a policy on disclosure of insider information with the aim to ensure that the insiders are abiding by the confidentiality requirements and are fulfilling the disclosure obligations of the inside information.

WHISTLEBLOWING POLICY

The Company has put in place a whistleblowing policy (the "Whistleblowing Policy") which applies to all the Directors and the Supervisors and the employees of the Group and any parties who deal with the Group. The policy is designed to provide the employees and any external parties with confidential whistleblowing channels to report to the Group the actual or suspected illegal activities and misconducts in corporate financial reporting, internal control or other areas.

Whistleblowers are able to contact the Board directly through the contact method provided on the Company's website. The identity of the whistleblower and all the concerns or irregularities raised will be treated with confidence and every effort will be made to ensure that confidentiality is maintained throughout the process.

The Audit Committee, which is responsible for oversight and monitoring of the Whistleblowing Policy and its mechanism, will make decisions on further actions (if needed).

The Company is also committed to ensuring the protection of the whistleblower against detrimental or unfair treatment.

ANTI-CORRUPTION

The Company does not tolerate any corruption, bribery, extortion, fraud or money laundering during the course of its business activities. The Company has formulated an anti-corruption policy (the “Anti-Corruption Policy”) which prohibits all forms of corruption practice. The Anti-Corruption Policy forms an integral part of the Company’s corporate governance framework, which sets out the specific behavioural guidelines that the employees of the Group must follow to combat corruption. The Anti-Corruption Policy is reviewed and updated on a regular basis to align with the applicable laws and regulations as well as the industry best practices. All the employees are informed and expected to act with integrity, impartiality and honesty.

RELATIONSHIP WITH THE INVESTORS

The Group has made great efforts to establish a long-term relationship with Shareholders and investors with an open-mind, an adherence to the principles of integrity, regularity, high transparency and disclose the required information in compliance with GEM Listing Rules. Since the commencement of its preparation for listing, the Group has kept enhancing its transparency to provide investors precise and real-time information through various communication channels, including investor presentation, one-to-one conversations, road shows, seminars, press conferences, press releases, and contacts with media, analysts and fund managers. Every year, the Directors hold the annual general meeting to meet the Shareholders and respond to their questions.

Constitutional Documents

Save for the adoption of new articles of association of the Company on 25 May 2023 and 26 September 2023, there are no significant changes in the Company’s articles of association during the Reporting Period. For details of amendments to the Company’s articles of association, please refer to the Company’s announcements dated 28 April 2023, 28 July 2023 and 14 August 2023, and the Company’s circulars dated 4 May 2023 and 11 August 2023, respectively.

Shareholders Communication Policy

The objective of the shareholders’ communication policy ensures that Shareholders are informed of balanced and understandable information about the Company (including the Group’s strategies, businesses, major developments and financial performance) in a factual and timely manner and to enable them to exercise their rights as Shareholders in an informed manner. The Company aims to be open and transparent with its Shareholders and encourages Shareholders’ active participation at the Company’s general meetings. Information would be communicated to the Shareholders mainly through the Company’s corporate communications (such as interim and annual reports, announcements and circulars), annual general meetings and other general meetings, as well as disclosure on the websites of the Company and the Stock Exchange. Quarterly reports, interim reports, annual reports and circulars are sent to the Shareholders in a timely manner and are also available on the websites of the Company and the Stock Exchange. The Company’s and the Stock Exchange’s websites provide Shareholders with the corporate information. Shareholders are provided with contact details of the Company as set out in the above paragraph and under “contact us” information on the Company’s website at zhongsheng.com.cn in order to enable them to make any query that they may have with respect to the Company. They can also send their enquiries to the Board through these means. In addition, Shareholders can contact Tricor Standard Limited, the Hong Kong branch share registrar of the Company, if they have any enquiries about their shareholdings and entitlements to dividend.

CORPORATE GOVERNANCE REPORT

The Company's annual general meeting allows the Directors to meet and communicate with the Shareholders. The Company ensures that Shareholders' views are communicated to the Board. The chairman of the annual general meeting proposes separate resolutions for each issue to be considered. Annual general meeting proceedings are reviewed from time to time to ensure that the Company follows good corporate governance practices. The notice of the annual general meeting is distributed to all Shareholders at least 21 days (excluding the date of meeting and the date of sending a notice) prior to the annual general meeting and the accompanying circular also sets out details of each proposed resolution and other relevant information as required under the GEM Listing Rules. Separate resolution is proposed for each issue to be considered at the meeting. The chairman of the annual general meeting exercises his power under the Articles of Association to put each proposed resolution to the vote by way of a poll. The procedures for demanding and conducting a poll are explained at the meeting prior to the polls being taken. Voting results are posted on the Company's website on the day of the annual general meeting.

After taking into account that the Shareholders have multiple channels to communicate their views as mentioned above as well as the steps taken by the Board to solicit and understand the views of Shareholders and stakeholders during the year ended 31 December 2023 including but not limited to open discussion with the Shareholders during the annual general meeting, the Board's review of the implementation and effectiveness of the shareholders' communication policy was found to be sound and adequate.

CONVENING OF EXTRAORDINARY GENERAL MEETING ON REQUISITION BY SHAREHOLDERS

Shareholders individually or collectively holding 10% or more of the Company's shares shall be entitled to propose the Board the convening of an extraordinary general meeting, provided that such proposal shall be made in writing. The Board shall, in accordance with the laws, administrative regulations and the Articles of Association, furnish a written reply stating its agreement or disagreement to the convening of the extraordinary general meeting within ten days upon receipt of such proposal. In the event that the Board agrees to convene an extraordinary general meeting, the notice of the general meeting shall be issued within five days after the passing of the relevant resolution of the Board. Any change to the original proposal made in the notice requires approval of the Shareholders concerned.

In the event that the Board does not agree to convene an extraordinary general meeting or does not furnish any reply within ten days upon receipt of the said proposal, Shareholders individually or collectively holding 10% or more of the Company's shares shall be entitled to propose to the Supervisory Committee the convening of the extraordinary general meeting, provided that such proposal shall be made in writing. In the event that the Supervisory Committee agrees to convene an extraordinary general meeting, the notice of the general meeting shall be issued within five days after the said proposal. Any changes to the original request made in the notice shall require approval of the Shareholders concerned. Failure of the Supervisory Committee to issue the notice of the general meeting within the prescribe time limit shall be deemed as failure of the Supervisory Committee to convene and preside over a general meeting, and Shareholders individually or collectively holding 10% or more of the Company's shares for ninety consecutive days or more may convene and preside over the meeting on their own.

Expenses arising from general meetings convened by the Supervisory Committee or Shareholders shall be borne by the Company.

CORPORATE GOVERNANCE REPORT

PROCEDURES FOR PUTTING FORWARD PROPOSALS AT GENERAL MEETINGS

Shareholder(s) individually or jointly holding more than 3% of the Company's shares may submit a provisional motion in writing 10 days before the general meeting is convened, through the company secretary whose contact details are set out in the paragraph "Procedures for directing Shareholders' enquiries to the Board" below. The company secretary shall include in the agenda of that meeting those matters in the proposal that fall within the responsibility of the general meeting.

PROCEDURES FOR DIRECTING SHAREHOLDERS' ENQUIRIES TO THE BOARD

Shareholders may at any time send their enquiries and concerns to the Board in writing through the company secretary of the Company whose contact details are as follows:

The Company Secretary
66th Floor
Central Plaza, 18 Harbour Road
Wanchai, Hong Kong
Fax No.: (852) 2108 4001

The company secretary of the Company shall forward the Shareholders' enquiries and concerns to the Board and/or the relevant Board committees of the Company and where appropriate, respond to such enquiries.

REPORT OF THE DIRECTORS

The Directors present their report and the audited financial statements of the Company and the Group for the year ended 31 December 2023.

PRINCIPAL ACTIVITIES AND BUSINESS REVIEW

The Group is principally engaged in the manufacture, sale and distribution of IVD reagent products. Details of the principal activities of the principal subsidiaries are set out in note 1 to the financial statements.

Further discussion and analysis as required by Schedule 5 to the Companies Ordinance, including a fair review of the business and a discussion of the principal risks and uncertainties facing the Group, particulars of important events affecting the Group that have occurred since the end of the financial year ended 31 December 2022 and an indication of likely future development in the Group's business, are set out in the "Chairman's Statement", "Management Discussion and Analysis" and "Corporate Governance Report" sections of this report. The above sections form part of this report of the Directors.

RESULTS AND DIVIDENDS

The Group's profits for the year ended 31 December 2023 and the state of affairs of the Group as at that date are set out in the financial statements on pages 54 to 127.

The Board does not recommend the payment of any dividend for the year ended 31 December 2023 (2022: Nil).

SUMMARY FINANCIAL INFORMATION

A summary of the published results and assets, liabilities and equity of the Group for the last five financial years, as extracted from the audited financial statements, is set out on page 128. This summary does not form part of the audited financial statements.

PROPERTY, PLANT AND EQUIPMENT

Details of movements in the property, plant and equipment of the Company and the Group during the Year are set out in note 12 to the financial statements.

SHARE CAPITAL

The annual change in the Company's issued share capital is set out in note 28 to the financial statements.

PRE-EMPTIVE RIGHTS

There are no provisions for pre-emptive rights under the Articles of Association or the Company Law of the PRC which would oblige the Company to offer new shares on a pro rata basis to its existing Shareholders.

REPORT OF THE DIRECTORS

PURCHASE, REDEMPTION OR SALE OF LISTED SECURITIES OF THE COMPANY

Neither the Company nor any of its subsidiaries purchased, redeemed or sold any of the Company's listed securities during the Year.

RESERVES

Details of movements in the reserves of the Company and the Group during the Year are set out in note 29 to the financial statements and in the consolidated statement of changes in equity, respectively.

DISTRIBUTABLE RESERVES

Retained profit of the Company, as at 31 December 2023, amounted to approximately RMB30,880,000. As at 31 December 2023, the Company had reserves amounting to approximately RMB14,433,000 available for distribution to the Shareholders as calculated in accordance with statutory provisions applicable in the PRC (31 December 2022: approximately RMB9,522,000). Details of movements in the reserves of the Company during the Year are set out in note 39 to the financial statements.

COMPLIANCE WITH LAWS AND REGULATIONS

As far as the Board is aware, the Group complied with all material respects with the relevant laws and regulations that have a significant impact on the business and operations of the Group during the Year.

MAJOR CUSTOMERS AND SUPPLIERS

During the Year, sales to the Group's five largest customers of approximately RMB100 million, accounted for approximately 34% of the total revenue for the Year, in which sales to the largest customer amounted to approximately RMB33 million, accounted for approximately 11% of the total revenue for the Year. Purchases from the Group's five largest suppliers of approximately RMB79 million, accounted for approximately 49% of the total purchases for the Year, in which purchases from the largest supplier amounted to approximately RMB43 million, accounted for approximately 26% of total purchase for the Year. None of the Directors or any of their close associates or any Shareholders (which, to the best knowledge of the Directors, own more than 5% of the number of issued shares of the Company) had any beneficial interest in the Group's five largest customers and five largest suppliers.

REPORT OF THE DIRECTORS

DIRECTORS AND SUPERVISORS

The Directors and the Supervisors during the Year are as follows:

CHAIRMAN AND EXECUTIVE DIRECTOR:

Mr. Wu Lebin

VICE CHAIRMAN AND EXECUTIVE DIRECTORS:

Mr. Lin Yanglin (*retired with effect from 25 May 2023*)

Mr. Yang Peng (*appointed with effect from 26 September 2023*)

Mr. Chen Zhengyong (*appointed with effect from 25 May 2023*)

VICE CHAIRMAN AND NON-EXECUTIVE DIRECTOR:

Dr. Sun Zhe (*resigned with effect from 26 September 2023*)

PRESIDENT AND EXECUTIVE DIRECTOR:

Mr. Chen Peng (*appointed with effect from 25 May 2023*)

NON-EXECUTIVE DIRECTORS:

Ms. Cheng Yali (*retired with effect from 25 May 2023*)

Mr. Li Zhonghua (*appointed with effect from 25 May 2023*)

Dr. Gao Guangxia (*appointed with effect from 25 May 2023*)

INDEPENDENT NON-EXECUTIVE DIRECTORS:

Dr. Zheng Yongtang (*retired with effect from 25 May 2023*)

Mr. Ren Fujin (*resigned with effect from 12 February 2023*)

Mr. Lu Qi

Prof. Shen Jiangan (*appointed with effect from 23 February 2023*)

Prof. Shen Zuojun (*appointed with effect from 25 May 2023*)

SUPERVISORS:

Mr. Zhou Jie (*retired with effect from 25 May 2023*)

Mr. Li Jifeng (*appointed with effect from 25 May 2023*)

Dr. Shen Sheng

Ms. Ren Junhe

REPORT OF THE DIRECTORS

INDEPENDENT NON-EXECUTIVE DIRECTORS

The Company received from the independent non-executive Directors annual confirmations of their independence pursuant to Rule 5.09 of the GEM Listing Rules and as at the date of this report, the Board considers each of them to be independent.

EMOLUMENTS OF DIRECTORS AND SUPERVISORS AND HIGHEST PAID INDIVIDUALS

Details of emoluments of the Directors and the Supervisors and the five non-Director/Supervisor, highest paid individuals are set out in notes 8 and 9 to the financial statements. None of the Directors or the Supervisors waived or agreed to waive any emoluments during the Year.

EMOLUMENT POLICY

The emolument policy of the Group is on the basis of the qualifications and contributions of individuals to the Group.

The Directors' and the Supervisors' fees are subject to Shareholders' approval at general meetings. Other emoluments are determined by the Board with reference to the Directors' or the Supervisors' duties, responsibilities and performance, the results of the Group and comparable market practices.

DIRECTORS', SUPERVISORS' AND SENIOR MANAGEMENT'S BIOGRAPHIES

Biographical details of the Directors and the Supervisors and the senior management of the Group are set out on pages 45 to 49 of this report.

DIRECTORS' AND SUPERVISORS' SERVICE CONTRACTS

Each of the Directors and the Supervisors (including the non-executive Directors, the independent non-executive Directors and the Supervisors) entered into a service contract or letter of appointment with the Company for a term of three years commencing from various dates of their respective appointments.

Apart from the foregoing, no Director or Supervisor had entered into or had proposed to enter into any service contract with the Company which is not determinable by the Company within one year without payment of compensation, other than statutory compensation.

DIRECTORS' AND SUPERVISORS AND CONTROLLING SHAREHOLDERS' INTERESTS IN TRANSACTIONS, ARRANGEMENTS OR CONTRACTS OF SIGNIFICANCE

Save as disclosed in Note 35 to the consolidated financial statements, there was no transaction, arrangement or contract of significance, to which the Company or any of its subsidiaries, its parent company, or its parent company's subsidiaries was a party, and in which a Director or a Supervisor or any entity connected with a Director or a Supervisor had a material interest, whether directly and indirectly, subsisting as at 31 December 2023 or any time during the Year, nor was there any other transaction, arrangement or contract of significance in relation to the Group's business between the Company or any of its subsidiaries and a controlling Shareholder or any of its subsidiaries.

REPORT OF THE DIRECTORS

DIRECTORS', SUPERVISORS' AND CHIEF EXECUTIVE'S INTERESTS IN SHARES AND UNDERLYING SHARES

As at 31 December 2023, the interests of the Directors, the Supervisors or the chief executive of the Company in the shares and underlying shares of the Company or any associated corporations (within the meaning of Part XV of the Securities and Futures Ordinance (Chapter 571 of the Laws of Hong Kong) (the "SFO")), as recorded in the register required to be kept by the Company pursuant to Section 352 of the SFO, or as otherwise required pursuant to Rules 5.46 to 5.68 of the GEM Listing Rules to be notified to the Company and the Stock Exchange, were as follows:

LONG POSITIONS IN SHARES OF THE COMPANY

| Name | Number of the Company's domestic shares held | Percentage of the Company's domestic shares | Number of the Company's H shares held | Percentage of the Company's H shares | Percentage of the Company's total registered share capital |
|--------------------|--|---|---------------------------------------|--------------------------------------|--|
| Mr. Wu Lebin | 3,500,878 | 4.35% | – | – | 2.42% |
| Mr. Chen Peng | 11,330,334 | 14.09% | – | – | 7.83% |
| Mr. Chen Zhengyong | 10,000,000 | 12.43% | – | – | 6.91% |

Save as disclosed above, as at 31 December 2023, none of the Directors, the Supervisors or the chief executive of the Company had registered an interest or short position in the shares and underlying shares of the Company or any of its associated corporations that was required to be recorded pursuant to Section 352 of the SFO, or as otherwise required to be notified to the Company and the Stock Exchange pursuant to Rules 5.46 to 5.68 of the GEM Listing Rules.

DIRECTORS' AND SUPERVISORS' RIGHTS TO ACQUIRE SHARES OR DEBENTURES

None of the Directors or the Supervisors or their respective associates (as defined under the GEM Listing Rules) was granted by the Company or its subsidiaries any rights or options to acquire any shares in or debentures of the Company or had exercised any such rights as at 31 December 2023.

SUBSTANTIAL SHAREHOLDERS' AND OTHER PERSONS' INTERESTS IN SHARES AND UNDERLYING SHARES

As at 31 December 2023, as far as is known to any Directors and Supervisors, other than the interest of the Directors, the Supervisors and the chief executive of the Company as disclosed under the section headed "Directors', Supervisors' and Chief Executive's Interests in Shares and Underlying Shares" above, the following persons had interests in the shares or underlying shares of the Company which would fall to be disclosed to the Company under the provisions of Divisions 2 and 3 of Part XV of the SFO, or which were recorded in the register required to be kept by the Company pursuant to Section 336 of the SFO, or as otherwise notified to the Company and the Stock Exchange:

REPORT OF THE DIRECTORS

LONG POSITIONS IN SHARES OF THE COMPANY

| Name | Capacity and nature of interest | Number of the Company's shares held | | Percentage of the Company's respective type of shares | | Percentage of the Company's total registered capital |
|--|---------------------------------|-------------------------------------|------------|---|----------|--|
| | | Domestic shares | H shares | Domestic shares | H shares | |
| | | | | | | |
| Beijing Pusai Asset Management Co., Ltd. (北京普賽資產管理有限責任公司) | Directly beneficially owned | 31,308,576 | – | 38.93% | – | 21.64% |
| HK Zhixin Investment Co., Ltd. (Note 1) | Directly beneficially owned | – | 27,256,143 | – | 42.40% | 18.84% |
| Hainan Zhixin Investment Partnership (Limited Partnership) (Note 1) | Through controlled corporations | – | 27,256,143 | – | 42.40% | 18.84% |
| Mr. Li Dongfeng (Note 1) | Through controlled corporations | – | 27,256,143 | – | 42.40% | 18.84% |
| Mr. Yan Kang (Note 1) | Through controlled corporations | – | 27,256,143 | – | 42.40% | 18.84% |
| Yunan Shengneng Investment Partnership (Limited Partnership) (Note 2) | Directly beneficially owned | 10,939,314 | 6,780,000 | 13.60% | 10.55% | 12.24% |
| Mr. Li Yangyixiong (Note 2) | Through controlled corporations | 10,939,314 | 6,780,000 | 13.60% | 10.55% | 12.24% |
| Jingning Guoke Kangyi Enterprise Management Center LLP (Note 3) | Directly beneficially owned | 1,050,263 | – | 1.31% | – | 0.73% |
| | Directly beneficially owned | 11,330,334 | – | 14.09% | – | 7.83% |
| Sichuan Zhongsheng Medical Instrument Co., Ltd. (Note 4) | Directly beneficially owned | 10,000,000 | – | 12.43% | – | 6.91% |
| Chung Shek Enterprises Company Limited (Note 5) | Directly beneficially owned | – | 3,800,000 | – | 5.91% | 2.63% |
| K.C. Wong Education Foundation (Note 5) | Through controlled corporations | – | 3,800,000 | – | 5.91% | 2.63% |

Notes:

- HK Zhixin Investment Co., Ltd. ("HK Zhixin") was wholly owned by Hainan Zhixin Investment Partnership (Limited Partnership), which was owned as to approximately 36.01% and 36.01% by Mr. Yan Kang and Mr. Li Dongfeng, respectively, as the limited partners. Accordingly, Mr. Yan Kang and Mr. Li Dongfeng were deemed to be interested in the H shares owned by HK Zhixin pursuant to the SFO.
- Yunan Shengneng Investment Partnership (Limited Partnership) ("Yunan Shengneng") was owned as to approximately 43.0% by Mr. Li Yangyixiong and six other shareholders which none of them held more than one-third or more of the voting power at general meetings of Yunan Shengneng. Accordingly, Mr. Li Yangyixiong was deemed to be interested in the H shares and the domestic shares owned by Yunan Shengneng pursuant to the SFO.
- The interests of Jingning Guoke Kangyi Enterprise Management Center LLP ("Jingning Guoke") was owned as to 99.5% by Mr. Chen Peng, the president of the Company. Accordingly, Mr. Chen Peng was deemed to be interested in the domestic shares owned by Jingning Guoke pursuant to the SFO.
- The equity interests of Sichuan Zhongsheng Medical Instrument Co., Ltd. ("Sichuan Zhongsheng") were owned as to 77.94% by Mr. Chen Zhengyong. Accordingly, Mr. Chen Zhengyong was deemed to be interested in the domestic shares owned by Sichuan Zhongsheng pursuant to the SFO.
- Information is extracted from the corporate substantial shareholder notices filed by Chung Shek Enterprises Company Limited and K.C. Wong Education Foundation on 7 December 2010.

Save as disclosed above, as far as is known to any Directors or Supervisors, as at 31 December 2023, no person, other than the Directors, the Supervisors and the chief executive of the Company, whose interests are set out in the section "Directors', Supervisors' and Chief Executive's Interests in Shares and Underlying Shares" above, had interests or short positions in the shares or underlying shares of the Company which would fall to be disclosed to the Company under the provisions of Divisions 2 and 3 of Part XV of the SFO, or which were recorded in the register required to be kept by the Company pursuant to Section 336 of the SFO, or as otherwise notified to the Company and the Stock Exchange.

REPORT OF THE DIRECTORS

SUFFICIENCY OF PUBLIC FLOAT

Rule 11.23(7) of the GEM Listing Rules requires that at least 25% of the issuer's total number of issued shares must at all times be held by the public. In the case of the Company, shares held by the public include H shares (but not domestic shares) not held by connected persons (as defined in the GEM Listing Rules) of the Company.

As at 31 December 2023, the total number of issued H shares of the Company held by other Shareholders who were not connected persons of the Company was above 25% of the total number of issued H shares of the Company. As such, the Company has satisfied the public float requirement.

CORPORATE GOVERNANCE

The Company has always valued the superiority, steadiness and rationality of having a sound system of corporate governance.

For the year ended 31 December 2023, the Company complied with all Code Provisions and, where appropriate, adopted the recommended best practices set out in the CG Code, with the exception of Code Provision D.2.5 as addressed below.

Code Provision D.2.5 states that the Company should have an internal audit function. Based on the size and simple operating structure of the Group as well as the internal control processes, the Group decided not to set up an internal audit department for the time being. However, the Board has put in place adequate measures to perform the internal audit function in relation to different aspects including (i) the Board has established formal arrangements to apply financial reporting and internal control principles in accounting and financial matters to ensure compliance with the GEM Listing Rules and all relevant laws and regulations and (ii) the Company engaged an external consultant to perform an internal review on the scope determined by the Audit Committee. The Company considers that the existing organization structure and close supervision by the management and the abovementioned engagement of the external consultant can maintain sufficient risk management and internal control of the Group. The Board will review the need to set up an internal audit function from time to time and may set up an internal audit team if the need arises.

COMPETING INTERESTS

During the Year and up to the date of this report, none of the Directors, the Supervisors, the controlling Shareholders of the Company and their respective close associates (as defined in the GEM Listing Rules) has an interest in any business that competes or may compete, either directly or indirectly, with the business of the Group, nor any conflicts of interest which has or may have with the Group.

MANAGEMENT CONTRACTS

During the Year, there was no contract entered into by the Company relating to the management and administration of the entire or any substantial part of the business of the Group.

RELATED PARTY TRANSACTIONS

Details of the related party transactions undertaken by the Group are set out in Note 35 to the consolidated financial statements.

REPORT OF THE DIRECTORS

MATERIAL ACQUISITIONS AND DISPOSALS OF SUBSIDIARIES AND ASSOCIATED COMPANIES

Save as disclosed in this report, during the Year, the Group did not have any material acquisitions or disposals of subsidiaries or associated companies.

PERMITTED INDEMNITY PROVISION

At no time during the Year and up to the date of this report, there was or is, any permitted indemnity provision being in force for the benefit of any of the Directors (whether made by the Company or otherwise) or an associated company (if made by the Company).

DISCLOSURES UNDER RULES 17.22 TO 17.24 OF THE GEM LISTING RULES

As at 31 December 2023, the Group had no circumstances which would give rise to a disclosure obligation under Rules 17.22 to 17.24 of the GEM Listing Rules.

CHANGE IN INFORMATION OF DIRECTORS, SUPERVISORS AND CHIEF EXECUTIVE

The Company is not aware of any change in the information of the Directors, the Supervisors and the chief executive, which is required to be disclosed pursuant to Rule 17.50A(1) of the GEM Listing Rules.

AUDITORS

Ernst & Young will retire and a resolution for their reappointment as auditors of the Company will be proposed at the forthcoming annual general meeting.

ON BEHALF OF THE BOARD

Wu Lebin
Chairman

Beijing, the PRC
27 March 2024

REPORT OF THE SUPERVISORY COMMITTEE

To all Shareholders,

Since the establishment of the Company, the supervisory committee of the Company (the "Supervisory Committee") has carried out its duties in accordance with the Articles of Association and relevant requirements. It has performed effective supervision, through the inspection of relevant documents and attending meetings of the Board, on resolutions made by the Board to ensure that they are in compliance with the relevant laws and regulations, the Articles of Association and in the best interests of the Shareholders. Such resolutions are made in a manner to ensure the Shareholders' interests and long-term development of the Company.

The Supervisory Committee is in the opinion that the decision-making process of the Board is in compliance with the Articles of Association and operating norms.

The Supervisory Committee considers that the Company's 2023 financial statements reflected a true and fair view of the financial position and operating results of the Company. The unqualified opinion expressed in the auditors' report issued by Ernst & Young is objective and fair.

The Supervisory Committee will strictly observe the Articles of Association and the relevant requirements in 2024 to better discharge its duty, including securing the Shareholders' interests.

The Eighth Supervisory Committee of Biosino Bio-Technology and Science Incorporation

Li Jifeng

Chairman of the Supervisory Committee

Beijing, the PRC

27 March 2024

DIRECTORS, SUPERVISORS AND SENIOR MANAGEMENT

CHAIRMAN OF THE BOARD

Mr. Wu Lebin (吳樂斌先生), aged 62, is the Chairman, an executive Director and the legal representative of the Company. Mr. Wu Lebin graduated from the Jiangxi Medical College with a bachelor's degree in Medicine in 1983 and from the Graduate University of CAS with a master's degree in science in 1988. He also completed an EMBA study program jointly offered by the University of Wisconsin of the United States and the Graduate University of CAS in 2002. Prior to joining the Group, Mr. Wu served as the deputy director and the director in the CAS and the deputy director in IBP of CAS successively. He possesses over 20 years of experience in research management, technology development, administration and corporate management. Mr. Wu joined the Company in 2001. He was the president of the Company since 2003 and has acted as the Chairman since 2006 and resigned the concurrent post of president in July 2014. He served as the secretary of the Party committee in the Corporate of CAS and as the chairman of the Board in the Chinese Academy of Sciences Holdings Co., Ltd. from June 2014 to October 2019. On 4 December 2019, he again served as the president of the Company and resigned in August 2020.

VICE CHAIRMAN AND NON-EXECUTIVE DIRECTORS

Mr. Chen Zhengyong (陳正永先生), aged 60, is a Vice Chairman and non-executive Director of the Company. Mr. Chen obtained his diploma from Chongqing Medical and Pharmaceutical College (重慶醫藥高等專科學校) in clinical laboratory (檢驗專業) in 1983. He studied Chinese language and literature (漢語言文學專業) at Sichuan Broadcast Television University* (四川省廣播電視大學) (currently known as Sichuan Open University (四川開放大學)) from 1985 to 1988, studied Master of Business Administration at Sichuan University of Finance and Economics (四川財經大學) from 2014 to 2016 and studied Master of Business Administration at Peking University (北京大學) from 2018 to 2020. Mr. Chen has over 40 years of experience in the PRC medical testing and in vitro diagnostic industry. From 1983 to 1993, he was employed at Chengdu Tenth Hospital* (成都市第十醫院) where he was responsible for diagnostic testing. Since 1994, he has been engaged in the business of precision medicine and in vitro diagnostic. He has served as the chairman of the board of a number of companies including Sichuan Zhong Sheng Medical Devices Co., Ltd.* (四川中生醫療器械有限責任公司) since 2012, Sichuan Century Tongchang Health Management Co., Ltd.* (四川世紀同昌健康管理有限責任公司) since 2015 and Chengdu Tongchang Medical Laboratory Co., Ltd.* (成都同昌醫學檢驗所有限公司) since 2017. Mr. Chen joined the Company in May 2023.

Mr. Yang Peng (楊鵬先生), aged 49, is a Vice Chairman and non-executive Director of the Company. Mr. Yang obtained a master degree of management science and engineering from the Graduate School of Chinese Academy of Sciences* (中國科學院研究生院) (currently named as University of Chinese Academy of Sciences) in 2006. Mr. Yang has worked for the Chinese Academic of Sciences for over 20 years. Mr. Yang started working in the Chinese Academy of Sciences since July 2001 and is currently a director of the Assets and Finance Division* (資產財務處) and the Science and Communication Division* (科學傳播處) in the Institute of Biophysics of the Chinese Academic of Sciences. Mr. Yang joined the Company in September 2023.

DIRECTORS, SUPERVISORS AND SENIOR MANAGEMENT

PRESIDENT AND EXECUTIVE DIRECTOR

Mr. Chen Peng (陳鵬先生), aged 50, is the president and executive Director of the Company. Mr. Chen graduated from Anhui University of Chinese Medicine (安徽中醫學院) with a bachelor's degree in Integrated Chinese and Western Medicine (中西醫結合臨床專業) in 1998. He served as the technical director of Shanghai Fosun High-tech (Group) Co., Ltd.* (上海復星高科技(集團)公司), a director of Anhui Guoke Kangyi Medical Technology Co., Ltd.* (安徽國科康儀醫療科技有限公司) and Hefei Guoke Kangyi Medical Laboratory Co., Ltd.* (合肥國科康儀醫學檢驗實驗室有限公司), the chairman and president of Hefei Anhui Meikang Hospital Investment Management Co., Ltd. (合肥安徽美康醫院投資管理股份有限公司), the general manager of Guoke Health Hospital Industry (Hefei) Co., Ltd.* (國科健康醫院產業(合肥)有限公司), the chairman of Guoke Health Information Technology (Anhui) Co., Ltd. (國科健康信息科技(安徽)有限公司) and the chairman of Step Stone (Suzhou) Biotechnology Co., Ltd. (踏石(蘇州)生物技術有限公司). Mr. Chen joined the Company in December 2021.

NON-EXECUTIVE DIRECTORS

Mr. Li Zhonghua (李忠華先生), aged 60, is the non-executive Director of the Company. Mr. Li was a graduate student at Kunming Medical University (昆明醫科大學) (previously known as Kunming Medical College (昆明醫學院)) and obtained his EMBA degree from Peking University HSBC Business School. Mr. Li has experience working as a supervisor teach in medical diagnostic profession, a secretary and deputy secretary of the Youth League Committee (團委書記及副書記), a clinical laboratory doctor at the hospital. From 1993 to December 1997, Mr. Li worked at Shanghai Kehua Biotechnology Co., Ltd.* (上海科華生物科技股份有限公司工作). In 1998, Mr. Li commenced his own business and was a senior management personnel that inspects medical equipment products in Yunnan Province. Mr. Li founded Kunming Huasheng Technology Co., Ltd.* (昆明華聖科技有限公司) and Yunnan Guoke Kangyi Biotechnology Co., Ltd.* (雲南國科康儀生物科技股份有限公司). Currently, Mr. Li serves as the deputy director of the Pharmaceutical Professional Committee* of the Yunnan Provincial Party Committee of the Peasants and Workers Democratic Party* (農工民主黨雲南省委藥物專業委員會副主任). Mr. Li joined the Company in May 2023.

Dr. Gao Guangxia (高光俠博士), aged 58, is the non-executive Director of the Company. Dr. Gao obtained his bachelor's degree with a major in biochemistry from Peking University in 1988 and his doctorate degree from the department of biochemistry of Columbia University, the United States in 1995. He was a postdoctoral fellow at the Howard Hughes Medical Institute of Columbia University, the United States from 1995 to 1999 and was appointed as an associate research scientist in the Department of Biochemistry of Columbia University, the United States from 1999 to 2001. Since 2001, he has participated as a researcher in the One Hundred Talent Project (百人計劃) of Chinese Academy of Sciences. He received sponsorship from the National Outstanding Youth Fund (國家傑出青年基金) in 2002. Dr. Gao joined the Company in January 2007 and acted as a non-executive Director and the vice chairman of the Company between January 2007 and October 2014. He is currently as a research scientist at the IBP of Chinese Academy of Sciences, a director of the main laboratory of infection and immunity at Chinese Academy of Sciences, the legal representative of Beijing Pusai Funds Management Co., Ltd. He was previously the deputy director of the IBP of Chinese Academy of Sciences.

DIRECTORS, SUPERVISORS AND SENIOR MANAGEMENT

INDEPENDENT NON-EXECUTIVE DIRECTORS

Prof. Shen Zuojun (沈佐君教授), aged 60, is an independent non-executive Director of the Company. Prof. Shen currently holds a number of positions including being an associate professor, a supervisor to doctorate degree students and a supervisor diagnostician (一級主任檢驗師) at the First Affiliated Hospital of the University of Science and Technology of China (中國科學技術大學附屬第一醫院) (also known as Anhui Provincial Hospital (安徽省立醫院)). In 1998, he obtained his doctorate degree in medicine (醫學博士學位) from China Union Medical College (中國協和醫科大學). From 1998 to 2000, he was a post-doctoral fellow (博士後) at Harvard Medical School in the United States. In 2017, Prof. Shen Zuojun was awarded as one of the 8th "National Health and Family Planning Outstanding Contribution for the Youth and Middle Aged Experts (國家衛生計生突出貢獻中青年專家)" and in 2018, he obtained special allowance from the State Council. He is currently a national member of the Clinical Laboratory Professional Committee (臨床檢驗專業委員會) of the Chinese Hospital Management Society* (中華醫院管理學會), a national member of the Health Professional Qualification Examination Expert Committee (衛生專業技術資格考試專家委員會), a member of the American Association for Clinical Chemistry (美國臨床化學會), and an editorial member of Chinese Journal of Laboratory Medicine* (中華檢驗醫學雜誌), Journal of Clinical Blood Transfusion and Laboratory* (臨床輸血與檢驗雜誌), Journal of Clinical Laboratory* (臨床檢驗雜誌). Prof. Shen joined the Company in May 2023.

Mr. Lu Qi (陸琪先生), aged 43, is an independent non-executive Director. He obtained his Bachelor of Law degree from Central University of Finance and Economics (中央財經大學) from September 1999 to July 2003 and a Master of Civil and Commercial Law degree from Central University of Finance and Economics (中央財經大學) in June 2009. He is currently a doctorate student at Finance at Northeastern University (東北大學). From August 2003 to October 2011, he worked at the Zhejiang Branch of Industrial and Commercial Bank of China (中國工商銀行銀行浙江省分行) and Zhejiang Branch of China Development Bank (國家開發銀行浙江省分行). In September 2011, he worked at China Economic System Reform Research Association (中國經濟體制改革研究會). He has acted as deputy director at the Internet and New Economy Committee (互聯網和新經濟專業委員會) since 2019. Mr. Lu joined the Company in May 2021.

Prof. Shen Jiangang (沈劍剛教授), aged 60, has been appointed as an independent non-executive Director with effect from 23 February 2023. Prof. Shen acted as a professor and chairman of the Departmental Research Postgraduate Committee at School of Chinese Medicine of The University of Hong Kong since February 2022. From July 2014 to February 2020, Prof. Shen acted as a professor and associate director (research) of School of Chinese Medicine at The University of Hong Kong. From January 2013 to July 2014, Prof. Shen acted as a professor and assistant director (research) of School of Chinese Medicine at The University of Hong Kong. From November 2005 to January 2007, Prof. Shen acted as an assistant professor at School of Chinese Medicine of The Chinese University of Hong Kong. From August 2004 to December 2005, Prof. Shen served as an assistant professor (research) at College of Pharmacy, Health Science Center, University of New Mexico in the United States of America (the "United States"). From September 2001 to September 2004, Prof. Shen served as a research assistant professor at the Department of Medicine of The University of Hong Kong. From August 1999 to September 2001, Prof. Shen was employed as a research scientist at National EPR Center, Department of Radiology at Dartmouth Medical School in the United States. From July 1995 to July 1998, Prof. Shen acted as an associate professor and associate director at Institute of Chinese Medicine, Nan-Fang Hospital, First Military Medical University (currently known as Southern Medical University) in China. From July 1990 to July 1995, Prof. Shen was a lecturer at Institute of Chinese Medicine, Nan-Fang Hospital, First Military Medical University in China. Prof. Shen joined the Company in February 2023.

DIRECTORS, SUPERVISORS AND SENIOR MANAGEMENT

SUPERVISORS

Mr. Li Jifeng (李繼峰先生), aged 44, is a supervisor of the Company. Mr. Li obtained his bachelor's degree in medical testing (supervising examiner) (醫學檢驗 (主管檢驗師)) from Shihezi University (石河子大學) in 2014. Mr. Li served at the 69243 Army Hospital from 1994 to 2006. From 1999 to August 2006, he successively studied in the Laboratory Department, Ultrasound Department, and Physiotherapy Department of the General Hospital of the Military Region. From December 2006 to April 2016, he successively worked at Xinjiang Haokang Co., Ltd.* (新疆昊康公司), Sichuan Mike Co., Ltd.* (四川邁克公司), Japan Sysmex Co., Ltd.* (日本希森美康公司), Shanghai Pinluo Investment Co., Ltd.* (上海品羅投資有限公司) where he served as an application engineer, sales manager, regional director, and IVD investment consultant respectively. Furthermore, Mr. Li founded Xinjiang Senyu Huikang Co., Ltd.* (新疆森宇惠康公司) in November 2016, and Xinjiang Guoke Kangyi Co., Ltd.* (新疆國科康儀公司) in December 2017. He possesses 10 years of working experience at hospitals and 16 years in the medical industry. Mr. Li joined the Company in May 2023.

Dr. Shen Sheng (沈勝博士), aged 39, is a supervisor of the Company. He is currently a comprehensive affairs and business executive and business supervisor of the Science and Technology Cooperation and Achievement Transformation Division*in IBP. He obtained a doctorate degree in cell biology from the University of Chinese Academy of Sciences in July 2013. Thereafter, he worked as an assistant research associate at the Key Laboratory of Infection and Immunity* (感染與免疫院重實驗室) in the Institute of Biophysics of the Chinese Academy of Sciences (the "IBP") of the Chinese Academy of Sciences. Dr. Shen joined the Company in January 2019.

Ms. Ren Junhe (任君賀女士), aged 34, is a supervisor of the Company. From September 2009 to July 2013, she studied at Hebei University of Economics and Business and obtained a bachelor's degree in Economics. She joined the Company in 2013 and is currently the secretary to the president.

SENIOR MANAGEMENT

Mr. Liu Jianzhong (劉建中先生), aged 59, is the finance director of the Company. Mr. Liu graduated from the Jilin Finance and Trading Institute in Accounting with a bachelor's degree in 1989. He serves as financial head of Institute of Biophysics, Chinese Academy of Sciences (中科院生物物理研究所). He had been a finance supervisor of our subsidiary, Beijing Baiao Pharmaceuticals Co., Ltd.* (北京百奧藥業有限責任公司) for several years and joined the Company in 1994. He became the finance manager since 2014. In January 2019, he was appointed as the finance controller.

DIRECTORS, SUPERVISORS AND SENIOR MANAGEMENT

COMPANY SECRETARY

Mr. Tung Woon Cheung Eric (董渙樟先生), aged 53, is the company secretary of the Company. Mr. Tung graduated from York University, Toronto, Canada with a honor bachelor's degree in administrative studies in 1993. Mr. Tung is a certified public accountant of Hong Kong Institute of Certified Public Accountants. He is also an U.S. certified public accountant of the American Institute of Certified Public Accountants. Mr. Tung previously worked at Ernst & Young and possesses extensive experience. Mr. Tung is currently the chief financial officer and general manager of the Capital and Finance Department of Beijing Enterprises Holdings Limited (stock code: 392) an executive director, the chief financial officer and the company secretary of Beijing Enterprises Water Group Limited (stock code: 371), an independent non-executive director of each of South China Financial Holdings Limited (stock code: 619) and GR Properties Limited (stock code: 108), all of which are companies listed on the Main Board of the Stock Exchange.

QUALIFIED ACCOUNTANT

Mr. Cheng King Yin (鄭敬賢先生), aged 36, is the qualified accountant of the Company. Mr. Cheng graduated from City University of Hong Kong and holds a bachelor's degree in accountancy. Mr. Cheng is a member of Hong Kong Institute of Certified Public Accountants and also a CFA charterholder. Mr. Cheng had worked at Ernst & Young and acquired extensive experience therein. Prior to joining the Company, Mr. Cheng worked at the Capital and Finance Department of Beijing Enterprises Holdings Limited (stock code: 392). Mr. Cheng joined the Company in February 2021.

INDEPENDENT AUDITOR'S REPORT



Ernst & Young
27/F, One Taikoo Place
979 King's Road,
Quarry Bay, Hong Kong

安永會計師事務所
香港鰂魚涌英皇道979號
太古坊一座27樓

Tel 電話: +852 2846 9888
Fax 傳真: +852 2868 4432
ey.com

To the shareholders of Biosino Bio-Technology and Science Incorporation

(Established in the People's Republic of China with limited liability)

OPINION

We have audited the consolidated financial statements of Biosino Bio-Technology and Science Incorporation (the "Company") and its subsidiaries (the "Group") set out on pages 54 to 127, which comprise the consolidated statement of financial position as at 31 December 2023, and the consolidated statement of profit or loss, the consolidated statement of comprehensive income, the consolidated statement of changes in equity and the consolidated statement of cash flows for the year then ended, and notes to the consolidated financial statements, including material accounting policy information.

In our opinion, the consolidated financial statements give a true and fair view of the consolidated financial position of the Group as at 31 December 2023, and of its consolidated financial performance and its consolidated cash flows for the year then ended in accordance with Hong Kong Financial Reporting Standards ("HKFRSs") issued by the Hong Kong Institute of Certified Public Accountants ("HKICPA") and have been properly prepared in compliance with the disclosure requirements of the Hong Kong Companies Ordinance.

BASIS FOR OPINION

We conducted our audit in accordance with Hong Kong Standards on Auditing ("HKSA") issued by the HKICPA. Our responsibilities under those standards are further described in the *Auditor's responsibilities for the audit of the consolidated financial statements* section of our report. We are independent of the Group in accordance with the HKICPA's *Code of Ethics for Professional Accountants* (the "Code"), and we have fulfilled our other ethical responsibilities in accordance with the Code. We believe that the audit evidence we have obtained is sufficient and appropriate to provide a basis for our opinion.

KEY AUDIT MATTERS

Key audit matters are those matters that, in our professional judgement, were of most significance in our audit of the consolidated financial statements of the current period. These matters were addressed in the context of our audit of the consolidated financial statements as a whole, and in forming our opinion thereon, and we do not provide a separate opinion on these matters. For each matter below, our description of how our audit addressed the matter is provided in that context.

We have fulfilled the responsibilities described in the Auditor's responsibilities for the audit of the consolidated financial statements section of our report, including in relation to these matters. Accordingly, our audit included the performance of procedures designed to respond to our assessment of the risks of material misstatement of the consolidated financial statements. The results of our audit procedures, including the procedures performed to address the matters below, provide the basis for our audit opinion on the accompanying consolidated financial statements.

INDEPENDENT AUDITOR'S REPORT

KEY AUDIT MATTERS *(Continued)*

Key audit matter

How our audit addressed the key audit matter

Revenue recognition

The Group recognised total revenue amounting to RMB289,073,000 in its consolidated statement of profit or loss for the year ended 31 December 2023. Revenue is recognised when control of goods or service is transferred to the customers. Since revenue from the sale of goods and service is one of the key performance indicators of the Group, there is a higher risk that revenue from the sale of goods and service could be recognised in the incorrect period.

The accounting policies and disclosures for revenue recognition are included in notes 2.4 and 5 to the consolidated financial statements.

Our audit procedures included, among others, obtaining an understanding of the revenue recognition process, performing tests of control on revenue recognition, and performing tests of details on a sampling basis. In addition, we sent confirmations to major customers and investigated the reconciliation of any material difference provided by management by inspecting related documents. We performed alternative procedures for non-replied confirmations by inspecting the original documents and subsequent collection. We conducted cut-off tests for revenue transactions recorded before and after the end of the reporting period.

OTHER INFORMATION INCLUDED IN THE ANNUAL REPORT

The directors of the Company are responsible for the other information. The other information comprises the information included in the Annual Report, other than the consolidated financial statements and our auditor's report thereon.

Our opinion on the consolidated financial statements does not cover the other information and we do not express any form of assurance conclusion thereon.

In connection with our audit of the consolidated financial statements, our responsibility is to read the other information and, in doing so, consider whether the other information is materially inconsistent with the consolidated financial statements or our knowledge obtained in the audit or otherwise appears to be materially misstated. If, based on the work we have performed, we conclude that there is a material misstatement of this other information, we are required to report that fact. We have nothing to report in this regard.

INDEPENDENT AUDITOR'S REPORT

RESPONSIBILITIES OF THE DIRECTORS FOR THE CONSOLIDATED FINANCIAL STATEMENTS

The directors of the Company are responsible for the preparation of the consolidated financial statements that give a true and fair view in accordance with HKFRSs issued by the HKICPA and the disclosure requirements of the Hong Kong Companies Ordinance, and for such internal control as the directors determine is necessary to enable the preparation of consolidated financial statements that are free from material misstatement, whether due to fraud or error.

In preparing the consolidated financial statements, the directors of the Company are responsible for assessing the Group's ability to continue as a going concern, disclosing, as applicable, matters related to going concern and using the going concern basis of accounting unless the directors of the Company either intend to liquidate the Group or to cease operations or have no realistic alternative but to do so.

The directors of the Company are assisted by the Audit Committee in discharging their responsibilities for overseeing the Group's financial reporting process.

AUDITOR'S RESPONSIBILITIES FOR THE AUDIT OF THE CONSOLIDATED FINANCIAL STATEMENTS

Our objectives are to obtain reasonable assurance about whether the consolidated financial statements as a whole are free from material misstatement, whether due to fraud or error, and to issue an auditor's report that includes our opinion. Our report is made solely to you, as a body, and for no other purpose. We do not assume responsibility towards or accept liability to any other person for the contents of this report.

Reasonable assurance is a high level of assurance, but is not a guarantee that an audit conducted in accordance with HKSAs will always detect a material misstatement when it exists. Misstatements can arise from fraud or error and are considered material if, individually or in the aggregate, they could reasonably be expected to influence the economic decisions of users taken on the basis of these consolidated financial statements.

As part of an audit in accordance with HKSAs, we exercise professional judgement and maintain professional scepticism throughout the audit. We also:

- Identify and assess the risks of material misstatement of the consolidated financial statements, whether due to fraud or error, design and perform audit procedures responsive to those risks, and obtain audit evidence that is sufficient and appropriate to provide a basis for our opinion. The risk of not detecting a material misstatement resulting from fraud is higher than for one resulting from error, as fraud may involve collusion, forgery, intentional omissions, misrepresentations, or the override of internal control.
- Obtain an understanding of internal control relevant to the audit in order to design audit procedures that are appropriate in the circumstances, but not for the purpose of expressing an opinion on the effectiveness of the Group's internal control.
- Evaluate the appropriateness of accounting policies used and the reasonableness of accounting estimates and related disclosures made by the directors.

INDEPENDENT AUDITOR'S REPORT**AUDITOR'S RESPONSIBILITIES FOR THE AUDIT OF THE CONSOLIDATED FINANCIAL STATEMENTS** *(Continued)*

- Conclude on the appropriateness of the directors' use of the going concern basis of accounting and, based on the audit evidence obtained, whether a material uncertainty exists related to events or conditions that may cast significant doubt on the Group's ability to continue as a going concern. If we conclude that a material uncertainty exists, we are required to draw attention in our auditor's report to the related disclosures in the consolidated financial statements or, if such disclosures are inadequate, to modify our opinion. Our conclusions are based on the audit evidence obtained up to the date of our auditor's report. However, future events or conditions may cause the Group to cease to continue as a going concern.
- Evaluate the overall presentation, structure and content of the consolidated financial statements, including the disclosures, and whether the consolidated financial statements represent the underlying transactions and events in a manner that achieves fair presentation.
- Obtain sufficient appropriate audit evidence regarding the financial information of the entities or business activities within the Group to express an opinion on the consolidated financial statements. We are responsible for the direction, supervision and performance of the group audit. We remain solely responsible for our audit opinion.

We communicate with the Audit Committee regarding, among other matters, the planned scope and timing of the audit and significant audit findings, including any significant deficiencies in internal control that we identify during our audit.

We also provide the Audit Committee with a statement that we have complied with relevant ethical requirements regarding independence and to communicate with them all relationships and other matters that may reasonably be thought to bear on our independence, and where applicable, actions taken to eliminate threats or safeguards applied.

From the matters communicated with the Audit Committee, we determine those matters that were of most significance in the audit of the consolidated financial statements of the current period and are therefore the key audit matters. We describe these matters in our auditor's report unless law or regulation precludes public disclosure about the matter or when, in extremely rare circumstances, we determine that a matter should not be communicated in our report because the adverse consequences of doing so would reasonably be expected to outweigh the public interest benefits of such communication.

The engagement partner on the audit resulting in this independent auditor's report is Melody Lam Siu Wah.

Ernst & Young
Certified Public Accountants
Hong Kong
27 March 2024

CONSOLIDATED STATEMENT OF PROFIT OR LOSS

Year ended 31 December 2023

| | Notes | 2023 RMB'000 | 2022 RMB'000 |
|--|-------|-----------------|-----------------|
| REVENUE | 5 | 289,073 | 373,071 |
| Cost of sales | | (161,708) | (226,794) |
| Gross profit | | 127,365 | 146,277 |
| Other income and gains | 5 | 2,182 | 4,455 |
| Selling and distribution expenses | | (58,950) | (54,978) |
| Administrative expenses | | (51,452) | (44,694) |
| Impairment losses | | (712) | (194) |
| Research and development expenses | | (35,806) | (26,867) |
| Other expenses | | (6,188) | (5,200) |
| Finance costs | 7 | (6,398) | (6,817) |
| Share of profits and losses of: | | | |
| Joint ventures | | (63) | (46) |
| Associates | | 12,409 | 6,580 |
| PROFIT/(LOSS) BEFORE TAX | 6 | (17,613) | 18,516 |
| Income tax expense | 10 | (1,628) | (4,314) |
| PROFIT/(LOSS) FOR THE YEAR | | (19,241) | 14,202 |
| Attributable to: | | | |
| Owners of the parent | 11 | (11,648) | 8,106 |
| Non-controlling interests | | (7,593) | 6,096 |
| | | (19,241) | 14,202 |
| EARNINGS/(LOSS) PER SHARE ATTRIBUTABLE TO ORDINARY EQUITY HOLDERS OF THE PARENT | | | |
| Basic and diluted | | | |
| – For profit/(loss) for the year | 11 | RMB(0.080) | RM0.056 |

CONSOLIDATED STATEMENT OF COMPREHENSIVE INCOME

Year ended 31 December 2023

| | 2023 RMB'000 | 2022 RMB'000 |
|--|-----------------|-----------------|
| PROFIT/(LOSS) FOR THE YEAR | (19,241) | 14,202 |
| OTHER COMPREHENSIVE INCOME | | |
| Other comprehensive income that may be reclassified to profit or loss in subsequent periods: | | |
| Exchange differences: | | |
| Exchange differences on translation of foreign operations | 38 | 24 |
| Net other comprehensive income that may be reclassified to profit or loss in subsequent periods | 38 | 24 |
| Other comprehensive income that will not be reclassified to profit or loss in subsequent periods: | | |
| Equity investments designated at fair value through other comprehensive income: | | |
| Changes in fair value | - | (531) |
| Net other comprehensive income that will not be reclassified to profit or loss in subsequent periods | - | (531) |
| OTHER COMPREHENSIVE INCOME FOR THE YEAR, NET OF TAX | 38 | (507) |
| TOTAL COMPREHENSIVE INCOME FOR THE YEAR | (19,203) | 13,695 |
| Attributable to: | | |
| Owners of the parent | (11,610) | 7,599 |
| Non-controlling interests | (7,593) | 6,096 |
| | (19,203) | 13,695 |

CONSOLIDATED STATEMENT OF FINANCIAL POSITION

31 December 2023

| | Notes | 2023 RMB'000 | 2022 RMB'000 |
|---|-------|-----------------|-----------------|
| NON-CURRENT ASSETS | | | |
| Property, plant and equipment | 12 | 74,361 | 72,844 |
| Investment properties | 13 | 20,713 | 21,435 |
| Right-of-use assets | 14(a) | 9,318 | 12,327 |
| Other intangible assets | 15 | 26,540 | 26,441 |
| Investments in joint ventures | 16 | 11,953 | 12,016 |
| Investments in associates | 17 | 66,497 | 54,088 |
| Long-term receivables | 18 | 500 | 2,700 |
| Deferred tax assets | 26 | 3,229 | 3,934 |
| Total non-current assets | | 213,111 | 205,785 |
| CURRENT ASSETS | | | |
| Inventories | 19 | 60,410 | 55,486 |
| Trade and bills receivables | 20 | 179,798 | 215,511 |
| Prepayments, other receivables and other assets | 21 | 46,522 | 49,113 |
| Cash and cash equivalents | 22 | 63,410 | 77,349 |
| Total current assets | | 350,140 | 397,459 |
| CURRENT LIABILITIES | | | |
| Trade payables | 23 | 111,540 | 137,014 |
| Other payables and accruals | 24 | 63,009 | 68,939 |
| Interest-bearing bank and other borrowings | 25 | 140,737 | 133,553 |
| Lease liabilities | 14(b) | 5,241 | 3,288 |
| Tax payable | | 220 | 3,470 |
| Total current liabilities | | 320,747 | 346,264 |
| NET CURRENT ASSETS | | 29,393 | 51,195 |
| TOTAL ASSETS LESS CURRENT LIABILITIES | | 242,504 | 256,980 |

CONSOLIDATED STATEMENT OF FINANCIAL POSITION

31 December 2023

| | <i>Notes</i> | 2023 RMB'000 | 2022 RMB'000 |
|--|--------------|---------------------------------|-------------------|
| TOTAL ASSETS LESS CURRENT LIABILITIES | | 242,504 | 256,980 |
| NON-CURRENT LIABILITIES | | | |
| Interest-bearing bank and other borrowings | 25 | 1,980 | 7,548 |
| Deferred income | 27 | 66 | 827 |
| Lease liabilities | 14(b) | 3,492 | 7,299 |
| Deferred tax liabilities | 26 | 5,562 | 7,199 |
| Total non-current liabilities | | 11,100 | 22,873 |
| Net assets | | 231,404 | 234,107 |
| EQUITY | | | |
| Equity attributable to owners of the parent | | | |
| Share capital | 28 | 144,707 | 144,707 |
| Reserves | 29 | 65,680 | 61,142 |
| Non-controlling interests | | 210,387 21,017 | 205,849 28,258 |
| Total equity | | 231,404 | 234,107 |

Wu Lebin
Director

Chen Peng
Director

CONSOLIDATED STATEMENT OF CHANGES IN EQUITY

Year ended 31 December 2023

Year ended 31 December 2023

| | Attributable to owners of the parent | | | | | | | | Total equity RMB'000 |
|---|---------------------------------------|-----------------------------|-------------------------------|------------------------------|---|--------------------------------|------------------|--------------------------------------|-------------------------|
| | Share capital RMB'000 (note 28) | Capital reserve* RMB'000 | Statutory reserve* RMB'000 | Exchange reserve* RMB'000 | Fair value reserve of financial assets at fair value through other comprehensive income* RMB'000 | Accumulated losses* RMB'000 | Total RMB'000 | Non-controlling interests RMB'000 | |
| At 1 January 2023 | 144,707 | 124,672 | 47,978 | (152) | (1,005) | (110,351) | 205,849 | 28,258 | 234,107 |
| Loss for the year | - | - | - | - | - | (11,648) | (11,648) | (7,593) | (19,241) |
| Other comprehensive income for the year: | | | | | | | | | |
| Exchange differences on translation of foreign operations | - | - | - | 38 | - | - | 38 | - | 38 |
| Total comprehensive income for the year | - | - | - | 38 | - | (11,648) | (11,610) | (7,593) | (19,203) |
| Accrued statutory reserve | - | - | 1,481 | - | - | (1,481) | - | - | - |
| Contributions from non-controlling shareholders of a subsidiary | - | 16,148 | - | - | - | - | 16,148 | 352 | 16,500 |
| At 31 December 2023 | 144,707 | 140,820 | 49,459 | (114) | (1,005) | (123,480) | 210,387 | 21,017 | 231,404 |

* These reserve accounts comprise the consolidated reserves of RMB65,680,000 (2022: RMB61,142,000) in the consolidated statement of financial position.

CONSOLIDATED STATEMENT OF CHANGES IN EQUITY

Year ended 31 December 2023

Year ended 31 December 2022

| | Attributable to owners of the parent | | | | | | | | Total equity RMB'000 |
|---|---------------------------------------|-----------------------------|-------------------------------|------------------------------|---|--------------------------------|------------------|--------------------------------------|-------------------------|
| | Share capital RMB'000 (note 28) | Capital reserve* RMB'000 | Statutory reserve* RMB'000 | Exchange reserve* RMB'000 | Fair value reserve of financial assets at fair value through other comprehensive income* RMB'000 | Accumulated losses* RMB'000 | Total RMB'000 | Non-controlling interests RMB'000 | |
| At 1 January 2022 | 144,707 | 102,596 | 47,978 | (176) | (474) | (118,457) | 176,174 | 23,238 | 199,412 |
| Profit for the year | - | - | - | - | - | 8,106 | 8,106 | 6,096 | 14,202 |
| Other comprehensive income/(loss) for the year: | | | | | | | | | |
| Change in fair value of equity investments at fair value through other comprehensive loss, net of tax | - | - | - | - | (531) | - | (531) | - | (531) |
| Exchange differences on translation of foreign operations | - | - | - | 24 | - | - | 24 | - | 24 |
| Total comprehensive income/(loss) for the year | - | - | - | 24 | (531) | 8,106 | 7,599 | 6,096 | 13,695 |
| Contributions from non-controlling shareholders of a subsidiary | - | 22,076 | - | - | - | - | 22,076 | (1,076) | 21,000 |
| At 31 December 2022 | 144,707 | 124,672 | 47,978 | (152) | (1,005) | (110,351) | 205,849 | 28,258 | 234,107 |

CONSOLIDATED STATEMENT OF CASH FLOWS

Year ended 31 December 2023

| | Notes | 2023 RMB'000 | 2022 RMB'000 |
|---|-------|-----------------|-----------------|
| CASH FLOWS FROM OPERATING ACTIVITIES | | | |
| (Loss)/Profit before tax | | (17,613) | 18,516 |
| Adjustments for: | | | |
| Finance costs | 7 | 6,398 | 6,817 |
| Share of profits of associates | | (12,409) | (6,580) |
| Share of losses of joint ventures | | 63 | 46 |
| Other interest income | 5 | (326) | (335) |
| Loss on disposal of items of property, plant and equipment | 6 | 2,403 | 105 |
| Depreciation of property, plant and equipment | 6 | 14,078 | 18,512 |
| Depreciation of right-of-use assets | 6, 14 | 3,009 | 2,804 |
| Depreciation of investment properties | 6, 13 | 722 | 602 |
| Amortisation of other intangible assets | 6 | 2,548 | 2,411 |
| Impairment of long-term equity investments | 6 | – | 708 |
| Impairment of trade and bills receivables | 6 | 570 | 467 |
| Impairment of prepayments | 6 | – | 600 |
| Impairment of other intangible assets | 6 | 591 | – |
| Impairment of other receivables | 6 | 141 | (873) |
| Provision for inventories to net realisable value | 6 | 1,745 | 3,702 |
| | | 1,920 | 47,502 |
| Increase in inventories | | (16,018) | (1,916) |
| Decrease/(Increase) in trade and bills receivables | | 35,143 | (8,534) |
| Decrease in prepayments, other receivables and other assets | | 7,812 | 30,811 |
| Decrease in trade payables | | (25,474) | (8,655) |
| Decrease in other payables and accruals | | (3,698) | (8,232) |
| Decrease in deferred income | 27 | (761) | (1,630) |
| Cash (used in)/generated from operations | | (1,076) | 49,346 |
| Income tax paid | | (5,810) | (5,152) |
| Interest received | 5 | 326 | 335 |
| Net cash flows (used in)/from operating activities | | (6,560) | 44,529 |

CONSOLIDATED STATEMENT OF CASH FLOWS

Year ended 31 December 2023

| | Notes | 2023 RMB'000 | 2022 RMB'000 |
|--|-------|-----------------|-----------------|
| Net cash flows (used in)/from operating activities | | (6,560) | 44,529 |
| CASH FLOWS FROM INVESTING ACTIVITIES | | | |
| Purchases of items of property, plant and equipment | | (16,350) | (16,335) |
| Purchases of other intangible assets | | (228) | (137) |
| Proceeds from disposal of items of property, plant and equipment | | 378 | 372 |
| Borrowing to related party | 21(b) | (1,500) | – |
| Repayment of investment prepayment | | – | 14,983 |
| Net cash flows used in investing activities | | (17,700) | (1,117) |
| CASH FLOWS FROM FINANCING ACTIVITIES | | | |
| New bank and other borrowings | | 143,870 | 161,414 |
| Repayments of bank and other borrowings | | (142,254) | (182,096) |
| Borrowing from a related party | 35 | 2,000 | – |
| Repayment to related party | 35 | (2,000) | – |
| Interest paid | | (5,395) | (6,132) |
| Principal portion of lease payments | 14(b) | (2,472) | (4,942) |
| Capital contributions from non-controlling shareholders | | 16,500 | 21,000 |
| Net cash flows from/(used in) financing activities | | 10,249 | (10,756) |
| NET (DECREASE)/INCREASE IN CASH AND CASH EQUIVALENTS | | (14,011) | 32,656 |
| Cash and cash equivalents at beginning of year | | 77,349 | 44,469 |
| Effect of foreign exchange rate changes, net | 6 | 72 | 224 |
| CASH AND CASH EQUIVALENTS AT END OF YEAR | | 63,410 | 77,349 |
| ANALYSIS OF BALANCES OF CASH AND CASH EQUIVALENTS | | | |
| Cash and bank balances | 22 | 63,410 | 77,349 |

NOTES TO FINANCIAL STATEMENTS

31 December 2023

1. CORPORATE AND GROUP INFORMATION

Biosino Bio-Technology and Science Incorporation (the "Company") is a limited liability company established in the People's Republic of China (the "PRC"). The registered office of the Company is located at No. 27, Chaoqian Road, Science and Technology Industrial Park, Changping District, Beijing, the PRC.

During the year, the Company and its subsidiaries (collectively referred to as the "Group") principally engaged in the manufacture, sale and distribution of in-vitro diagnostic reagents.

Information about subsidiaries

Particulars of the Company's principal subsidiaries as of 31 December 2023 are as follows:

| Company name | Place of establishment and operations and kind of legal entity | Issued ordinary/ registered share capital | Percentage of equity attributable to the Company Direct | Principal activities |
|--|--|---|---|--|
| Beijing Zhongsheng Jinyu Diagnostic Technology Co., Ltd. ("Zhongsheng Jinyu") (北京中生金域診斷技術股份有限公司) * | PRC/Mainland China, limited liability company | RMB30 million | 45.9% | Manufacture, sale and distribution of in-vitro diagnostic reagent products |
| Beijing Zhongsheng Keli Laboratory Medicine Technology Co., Ltd. ("Biosino Lab") (北京中生科技成果轉化中心有限公司) | PRC/Mainland China, limited liability company | RMB50 million | 94% | Medical service and medical inspection service |
| Biosino Suzhou Medical Technology Co., Ltd. ("Biosino Suzhou") (中生(蘇州)醫療科技有限公司) ** | PRC/Mainland China, limited liability company | RMB72.9 million | 82.99% | Production and sale of medical instruments |
| Canada Biosino LVD Technology Co., Ltd. ("Biosino Canada") (加拿大中生體外診斷技術有限公司) | Canada, limited liability company | USD3.5 million | 100% | Research development, sale and distribution of biological reagents and instruments |
| Anhui Biosino Co., Ltd. ("Anhui Biosino") (安徽中生北控生物科技股份有限公司) | PRC/Mainland China, limited liability company | RMB5 million | 51% | Distribution of in-vitro diagnostic reagent products |

* *This entity is accounted for as a subsidiary by virtue of the Company's control over it as disclosed in note 3.*

** *In 2022, the Company entered into a capital increase agreement with other third party shareholders, pursuant to which the third party shareholders agreed to make a capital increase of RMB21 million in aggregate into Biosino Suzhou. The total registered capital of Biosino Suzhou was increased to approximately RMB66.9 million and the equity interest held by the Company was decreased to approximately 90.5%.*

In 2023 the Company entered into another capital increase agreement with other third party shareholders, pursuant to which the third party shareholders agreed to make a capital increase of RMB20 million in aggregate into Biosino Suzhou. The total registered capital of Biosino Suzhou was increased to approximately RMB72.9 million and the registered equity interest held by the Company was decreased to approximately 82.99%. As of 31 December 2023, the third party shareholders had paid capital injection of RMB16.5 million.

NOTES TO FINANCIAL STATEMENTS

31 December 2023

1. CORPORATE AND GROUP INFORMATION *(Continued)***Information about subsidiaries** *(Continued)*

The above table lists the subsidiaries of the Company which, in the opinion of the directors, principally affected the results for the year or formed a substantial portion of the net assets of the Group. To give details of other subsidiaries would, in the opinion of the directors, result in particulars of excessive length.

2. ACCOUNTING POLICIES**2.1 BASIS OF PREPARATION**

These financial statements have been prepared in accordance with Hong Kong Financial Reporting Standards (“HKFRSs”) (which include all Hong Kong Financial Reporting Standards, Hong Kong Accounting Standards (“HKASs”) and Interpretations) issued by the Hong Kong Institute of Certified Public Accountants (“HKICPA”) and the disclosure requirements of the Hong Kong Companies Ordinance. They have been prepared under the historical cost convention, except for equity investments which have been measured at fair value. These financial statements are presented in Chinese yuan (“RMB”) and all values are rounded to the nearest thousand except when otherwise indicated.

Basis of consolidation

The consolidated financial statements include the financial statements of the Group for the year ended 31 December 2023. A subsidiary is an entity (including a structured entity), directly or indirectly, controlled by the Company. Control is achieved when the Group is exposed, or has rights, to variable returns from its involvement with the investee and has the ability to affect those returns through its power over the investee (i.e., existing rights that give the Group the current ability to direct the relevant activities of the investee).

Generally, there is a presumption that a majority of voting rights results in control. When the Company has less than a majority of the voting or similar rights of an investee, the Group considers all relevant facts and circumstances in assessing whether it has power over an investee, including:

- (a) the contractual arrangement with the other vote holders of the investee;
- (b) rights arising from other contractual arrangements; and
- (c) the Group’s voting rights and potential voting rights.

The financial statements of the subsidiaries are prepared for the same reporting period as the Company, using consistent accounting policies. The results of subsidiaries are consolidated from the date on which the Group obtains control, and continue to be consolidated until the date that such control ceases.

Profit or loss and each component of other comprehensive income are attributed to the owners of the parent of the Group and to the non-controlling interests, even if this results in the non-controlling interests having a deficit balance. All intra-group assets and liabilities, equity, income, expenses and cash flows relating to transactions between members of the Group are eliminated in full on consolidation.

NOTES TO FINANCIAL STATEMENTS

31 December 2023

2.1 BASIS OF PREPARATION *(Continued)*

Basis of consolidation *(Continued)*

The Group reassesses whether or not it controls an investee if facts and circumstances indicate that there are changes to one or more of the three elements of control described above. A change in the ownership interest of a subsidiary, without a loss of control, is accounted for as an equity transaction.

If the Group loses control over a subsidiary, it derecognises the related assets (including goodwill), liabilities, any non-controlling interest and the exchange fluctuation reserve; and recognises the fair value of any investment retained and any resulting surplus or deficit in profit or loss. The Group's share of components previously recognised in other comprehensive income is reclassified to profit or loss or retained profits, as appropriate, on the same basis as would be required if the Group had directly disposed of the related assets or liabilities.

2.2 CHANGES IN ACCOUNTING POLICIES AND DISCLOSURES

The Group has adopted the following new and revised HKFRSs for the first time for the current year's financial statements.

| | |
|---|---|
| Amendments to HKAS 1 and HKFRS Practice Statement 2 | <i>Disclosure of Accounting Policies</i> |
| Amendments to HKAS 8 | <i>Definition of Accounting Estimates</i> |
| Amendments to HKAS 12 | <i>Deferred Tax related to Assets and Liabilities arising from a Single Transaction</i> |
| Amendments to HKAS 12 | <i>International Tax Reform – Pillar Two Model Rules</i> |

The nature and the impact of the new and revised HKFRSs that are applicable to the Group are described below:

- (a) Amendments to HKAS 1 require entities to disclose their material accounting policy information rather than their significant accounting policies. Accounting policy information is material if, when considered together with other information included in an entity's financial statements, it can reasonably be expected to influence decisions that the primary users of general purpose financial statements make on the basis of those financial statements. Amendments to HKFRS Practice Statement 2 *Making Materiality Judgements* provide non-mandatory guidance on how to apply the concept of materiality to accounting policy disclosures. The Group has disclosed the material accounting policy information in note 2 to the financial statements. The amendments did not have any impact on the measurement, recognition or presentation of any items in the Group's financial statements.
- (b) Amendments to HKAS 8 clarify the distinction between changes in accounting estimates and changes in accounting policies. Accounting estimates are defined as monetary amounts in financial statements that are subject to measurement uncertainty. The amendments also clarify how entities use measurement techniques and inputs to develop accounting estimates. Since the Group's approach and policy align with the amendments, the amendments had no impact on the Group's financial statements.

NOTES TO FINANCIAL STATEMENTS

31 December 2023

2.2 CHANGES IN ACCOUNTING POLICIES AND DISCLOSURES *(Continued)*

- (c) Amendments to HKAS 12 *Deferred Tax related to Assets and Liabilities arising from a Single Transaction* narrow the scope of the initial recognition exception in HKAS 12 so that it no longer applies to transactions that give rise to equal taxable and deductible temporary differences, such as leases and decommissioning obligations. Therefore, entities are required to recognise a deferred tax asset (provided that sufficient taxable profit is available) and a deferred tax liability for temporary differences arising from these transactions.

Upon the application of the amendments, the Group has determined the temporary differences arising from right-of-use assets and lease liabilities separately, which have been reflected in the reconciliation disclosed in note 26 to the financial statements. However, they did not have any material impact on the overall deferred tax balances presented in the consolidated statement of financial position as the related deferred tax balances qualified for offsetting under HKAS 12.

- (d) Amendments to HKAS 12 *International Tax Reform – Pillar Two Model Rules* introduce a mandatory temporary exception from the recognition and disclosure of deferred taxes arising from the implementation of the Pillar Two model rules published by the Organisation for Economic Co-operation and Development. The amendments also introduce disclosure requirements for the affected entities to help users of the financial statements better understand the entities' exposure to Pillar Two income taxes, including the disclosure of current tax related to Pillar Two income taxes separately in the periods when Pillar Two legislation is effective and the disclosure of known or reasonably estimable information of their exposure to Pillar Two income taxes in periods in which the legislation is enacted or substantively enacted but not yet in effect. Since the Group did not fall within the scope of the Pillar Two model rules, the amendments did not have any impact to the Group.

NOTES TO FINANCIAL STATEMENTS

31 December 2023

2.3 ISSUED BUT NOT YET EFFECTIVE HONG KONG FINANCIAL REPORTING STANDARDS

The Group has not applied the following revised HKFRSs, that have been issued but are not yet effective, in these financial statements. The Group intends to apply these revised HKFRSs, if applicable, when they become effective.

| | |
|------------------------------------|---|
| Amendments to HKFRS 10 and HKAS 28 | <i>Sale or Contribution of Assets between an Investor and its Associate or Joint Venture</i> ³ |
| Amendments to HKFRS 16 | <i>Lease Liability in a Sale and Leaseback</i> ¹ |
| Amendments to HKAS 1 | <i>Classification of Liabilities as Current or Non-current (the "2020 Amendments")</i> ^{1, 4} |
| Amendments to HKAS 1 | <i>Non-current Liabilities with Covenants (the "2022 Amendments")</i> ^{1, 4} |
| Amendments to HKAS 7 and HKFRS 7 | <i>Supplier Finance Arrangements</i> ¹ |
| Amendments to HKAS 21 | <i>Lack of Exchangeability</i> ² |

¹ Effective for annual periods beginning on or after 1 January 2024

² Effective for annual periods beginning on or after 1 January 2025

³ No mandatory effective date yet determined but available for adoption

⁴ As a consequence of the 2020 Amendments and 2022 Amendments, Hong Kong Interpretation 5 Presentation of Financial Statements – Classification by the Borrower of a Term Loan that Contains a Repayment on Demand Clause was revised to align the corresponding wording with no change in conclusion

Further information about those HKFRSs that are expected to be applicable to the Group is described below.

Amendments to HKFRS 10 and HKAS 28 address an inconsistency between the requirements in HKFRS 10 and in HKAS 28 in dealing with the sale or contribution of assets between an investor and its associate or joint venture. The amendments require a full recognition of a gain or loss resulting from a downstream transaction when the sale or contribution of assets constitutes a business. For a transaction involving assets that do not constitute a business, a gain or loss resulting from the transaction is recognised in the investor's profit or loss only to the extent of the unrelated investor's interest in that associate or joint venture. The amendments are to be applied prospectively. The previous mandatory effective date of amendments to HKFRS 10 and HKAS 28 was removed by the HKICPA. However, the amendments are available for adoption now.

Amendments to HKFRS 16 specify the requirements that a seller-lessee uses in measuring the lease liability arising in a sale and leaseback transaction to ensure the seller-lessee does not recognise any amount of the gain or loss that relates to the right of use it retains. The amendments are effective for annual periods beginning on or after 1 January 2024 and shall be applied retrospectively to sale and leaseback transactions entered into after the date of initial application of HKFRS 16 (i.e., 1 January 2019). Earlier application is permitted. The amendments are not expected to have any significant impact on the Group's financial statements.

2.3 ISSUED BUT NOT YET EFFECTIVE HONG KONG FINANCIAL REPORTING STANDARDS *(Continued)*

The 2020 Amendments clarify the requirements for classifying liabilities as current or non-current, including what is meant by a right to defer settlement and that a right to defer must exist at the end of the reporting period. Classification of a liability is unaffected by the likelihood that the entity will exercise its right to defer settlement. The amendments also clarify that a liability can be settled in its own equity instruments, and that only if a conversion option in a convertible liability is itself accounted for as an equity instrument would the terms of a liability not impact its classification. The 2022 Amendments further clarify that, among covenants of a liability arising from a loan arrangement, only those with which an entity must comply on or before the reporting date affect the classification of that liability as current or non-current. Additional disclosures are required for non-current liabilities that are subject to the entity complying with future covenants within 12 months after the reporting period. The amendments shall be applied retrospectively with early application permitted. An entity that applies the 2020 Amendments early is required to apply simultaneously the 2022 Amendments, and vice versa. The Group is currently assessing the impact of the amendments and whether existing loan agreements may require revision. Based on a preliminary assessment, the amendments are not expected to have any significant impact on the Group's financial statements.

Amendments to HKAS 7 and HKFRS 7 clarify the characteristics of supplier finance arrangements and require additional disclosure of such arrangements. The disclosure requirements in the amendments are intended to assist users of financial statements in understanding the effects of supplier finance arrangements on an entity's liabilities, cash flows and exposure to liquidity risk. Earlier application of the amendments is permitted. The amendments provide certain transition reliefs regarding comparative information, quantitative information as at the beginning of the annual reporting period and interim disclosures. The amendments are not expected to have any significant impact on the Group's financial statements.

Amendments to HKAS 21 specify how an entity shall assess whether a currency is exchangeable into another currency and how it shall estimate a spot exchange rate at a measurement date when exchangeability is lacking. The amendments require disclosures of information that enable users of financial statements to understand the impact of a currency not being exchangeable. Earlier application is permitted. When applying the amendments, an entity cannot restate comparative information. Any cumulative effect of initially applying the amendments shall be recognised as an adjustment to the opening balance of retained profits or to the cumulative amount of translation differences accumulated in a separate component of equity, where appropriate, at the date of initial application. The amendments are not expected to have any significant impact on the Group's financial statements.

NOTES TO FINANCIAL STATEMENTS

31 December 2023

2.4 MATERIAL ACCOUNTING POLICIES

Investments in associates and joint ventures

An associate is an entity in which the Group has a long-term interest of generally not less than 20% of the equity voting rights and over which it has significant influence. Significant influence is the power to participate in the financial and operating policy decisions of the investee, but is not control or joint control over those policies.

A joint venture is a type of joint arrangement whereby the parties that have joint control of the arrangement have rights to the net assets of the joint venture. Joint control is the contractually agreed sharing of control of an arrangement, which exists only when decisions about the relevant activities require the unanimous consent of the parties sharing control.

The Group's investments in associates and joint ventures are stated in the consolidated statement of financial position at the Group's share of net assets under the equity method of accounting, less any impairment losses.

The Group's share of the post-acquisition results and other comprehensive income of associates and joint ventures is included in the consolidated statement of profit or loss and consolidated other comprehensive income, respectively. In addition, when there has been a change recognised directly in the equity of the associate or joint venture, the Group recognises its share of any changes, when applicable, in the consolidated statement of changes in equity. Unrealised gains and losses resulting from transactions between the Group and its associates or joint ventures are eliminated to the extent of the Group's investments in the associates or joint ventures, except where unrealised losses provide evidence of an impairment of the asset transferred. Goodwill arising from the acquisition of associates or joint ventures is included as part of the Group's investments in associates or joint ventures.

If an investment in an associate becomes an investment in a joint venture or vice versa, the retained interest is not remeasured. Instead, the investment continues to be accounted for under the equity method. In all other cases, upon loss of significant influence over the associate or joint control over the joint venture, the Group measures and recognises any retained investment at its fair value. Any difference between the carrying amount of the associate or joint venture upon loss of significant influence or joint control and the fair value of the retained investment and proceeds from disposal is recognised in profit or loss.

When an investment in an associate or a joint venture is classified as held for sale, it is accounted for in accordance with HKFRS 5 *Non-current Assets Held for Sale and Discontinued Operations*.

2.4 MATERIAL ACCOUNTING POLICIES *(Continued)*

Business combinations

Business combinations are accounted for using the acquisition method. The consideration transferred is measured at the acquisition date fair value which is the sum of the acquisition date fair values of assets transferred by the Group, liabilities assumed by the Group to the former owners of the acquiree and the equity interests issued by the Group in exchange for control of the acquiree. For each business combination, the Group elects whether to measure the non-controlling interests in the acquiree at fair value or at the proportionate share of the acquiree's identifiable net assets. All other components of non-controlling interests are measured at fair value. Acquisition-related costs are expensed as incurred.

The Group determines that it has acquired a business when the acquired set of activities and assets includes an input and a substantive process that together significantly contribute to the ability to create outputs.

When the Group acquires a business, it assesses the financial assets and liabilities assumed for appropriate classification and designation in accordance with the contractual terms, economic circumstances and pertinent conditions as at the acquisition date. This includes the separation of embedded derivatives in host contracts of the acquiree.

If the business combination is achieved in stages, the previously held equity interest is remeasured at its acquisition date fair value and any resulting gain or loss is recognised in profit or loss.

Any contingent consideration to be transferred by the acquirer is recognised at fair value at the acquisition date. Contingent consideration classified as an asset or liability is measured at fair value with changes in fair value recognised in profit or loss. Contingent consideration that is classified as equity is not remeasured and subsequent settlement is accounted for within equity.

Fair value measurement

The Group measures its equity investments at fair value at the end of each reporting period. Fair value is the price that would be received to sell an asset or paid to transfer a liability in an orderly transaction between market participants at the measurement date. The fair value measurement is based on the presumption that the transaction to sell the asset or transfer the liability takes place either in the principal market for the asset or liability, or in the absence of a principal market, in the most advantageous market for the asset or liability. The principal or the most advantageous market must be accessible by the Group. The fair value of an asset or a liability is measured using the assumptions that market participants would use when pricing the asset or liability, assuming that market participants act in their economic best interest.

A fair value measurement of a non-financial asset takes into account a market participant's ability to generate economic benefits by using the asset in its highest and best use or by selling it to another market participant that would use the asset in its highest and best use.

The Group uses valuation techniques that are appropriate in the circumstances and for which sufficient data are available to measure fair value, maximising the use of relevant observable inputs and minimising the use of unobservable inputs.

NOTES TO FINANCIAL STATEMENTS

31 December 2023

2.4 MATERIAL ACCOUNTING POLICIES *(Continued)*

Fair value measurement *(Continued)*

All assets and liabilities for which fair value is measured or disclosed in the financial statements are categorised within the fair value hierarchy, described as follows, based on the lowest level input that is significant to the fair value measurement as a whole:

- Level 1 – based on quoted prices (unadjusted) in active markets for identical assets or liabilities
- Level 2 – based on valuation techniques for which the lowest level input that is significant to the fair value measurement is observable, either directly or indirectly
- Level 3 – based on valuation techniques for which the lowest level input that is significant to the fair value measurement is unobservable

For assets and liabilities that are recognised in the financial statements on a recurring basis, the Group determines whether transfers have occurred between levels in the hierarchy by reassessing categorisation (based on the lowest level input that is significant to the fair value measurement as a whole) at the end of each reporting period.

Impairment of non-financial assets

Where an indication of impairment exists, or when annual impairment testing for an asset is required (other than inventories, contract assets, deferred tax assets, financial assets, investment properties and non-current assets/ a disposal group classified as held for sale), the asset's recoverable amount is estimated. An asset's recoverable amount is the higher of the asset's or cash-generating unit's value in use and its fair value less costs of disposal, and is determined for an individual asset, unless the asset does not generate cash inflows that are largely independent of those from other assets or groups of assets, in which case the recoverable amount is determined for the cash-generating unit to which the asset belongs.

An impairment loss is recognised only if the carrying amount of an asset exceeds its recoverable amount. In assessing value in use, the estimated future cash flows are discounted to their present value using a pre-tax discount rate that reflects current market assessments of the time value of money and the risks specific to the asset. An impairment loss is charged to the statement of profit or loss in the period in which it arises in those expense categories consistent with the function of the impaired asset.

An assessment is made at the end of each reporting period as to whether there is an indication that previously recognised impairment losses may no longer exist or may have decreased. If such an indication exists, the recoverable amount is estimated. A previously recognised impairment loss of an asset other than goodwill is reversed only if there has been a change in the estimates used to determine the recoverable amount of that asset, but not to an amount higher than the carrying amount that would have been determined (net of any depreciation/amortisation) had no impairment loss been recognised for the asset in prior years. A reversal of such an impairment loss is credited to the statement of profit or loss in the period in which it arises.

NOTES TO FINANCIAL STATEMENTS

31 December 2023

2.4 MATERIAL ACCOUNTING POLICIES *(Continued)*

Property, plant and equipment and depreciation

Property, plant and equipment, other than construction in progress, are stated at cost less accumulated depreciation and any impairment losses. When an item of property, plant and equipment is classified as held for sale or when it is part of a disposal group classified as held for sale, it is not depreciated and is accounted for in accordance with HKFRS 5. The cost of an item of property, plant and equipment comprises its purchase price and any directly attributable costs of bringing the asset to its working condition and location for its intended use.

Expenditure incurred after items of property, plant and equipment have been put into operation, such as repairs and maintenance, is normally charged to the statement of profit or loss in the period in which it is incurred. In situations where the recognition criteria are satisfied, the expenditure for a major inspection is capitalised in the carrying amount of the asset as a replacement. Where significant parts of property, plant and equipment are required to be replaced at intervals, the Group recognises such parts as individual assets with specific useful lives and depreciates them accordingly.

Depreciation is calculated on the straight-line basis to write off the cost of each item of property, plant and equipment to its residual value over its estimated useful life. The principal annual rates used for this purpose are as follows:

| | |
|------------------------|--|
| Buildings | 3.17% to 4.75% |
| Leasehold improvements | Over the shorter of lease terms and 10.00% |
| Machinery | 8.60% to 19.40% |
| Furniture and fixtures | 19.00% to 32.33% |
| Motor vehicles | 19.00% to 24.25% |

Where parts of an item of property, plant and equipment have different useful lives, the cost of that item is allocated on a reasonable basis among the parts and each part is depreciated separately. Residual values, useful lives and the depreciation method are reviewed, and adjusted if appropriate, at least at each financial year end.

An item of property, plant and equipment including any significant part initially recognised is derecognised upon disposal or when no future economic benefits are expected from its use or disposal. Any gain or loss on disposal or retirement recognised in the statement of profit or loss in the year the asset is derecognised is the difference between the net sales proceeds and the carrying amount of the relevant asset.

Construction in progress is stated at cost less any impairment losses, and is not depreciated. It is reclassified to the appropriate category of property, plant and equipment when completed and ready for use.

NOTES TO FINANCIAL STATEMENTS

31 December 2023

2.4 MATERIAL ACCOUNTING POLICIES *(Continued)*

Investment properties

Investment properties are interests in land and buildings held to earn rental income and/or for capital appreciation. Such properties are measured initially at cost, including transaction costs. Subsequent to initial recognition, investment properties are stated at fair value, which reflects market conditions at the end of the reporting period.

Gains or losses arising from changes in the fair values of investment properties are included in the statement of profit or loss in the year in which they arise.

Any gains or losses on the retirement or disposal of an investment property are recognised in the statement of profit or loss in the year of the retirement or disposal.

Intangible assets (other than goodwill)

Intangible assets acquired separately are measured on initial recognition at cost. The cost of intangible assets acquired in a business combination is the fair value at the date of acquisition. The useful lives of intangible assets are assessed to be either finite or indefinite. Intangible assets with finite lives are subsequently amortised over the useful economic life and assessed for impairment whenever there is an indication that the intangible asset may be impaired. The amortisation period and the amortisation method for an intangible asset with a finite useful life are reviewed at least at each financial year end.

Patents and license

Purchased patents and license are stated at cost less any impairment losses and are amortised on the straight-line basis over an estimated useful life of 10-20 years.

Research and development costs

All research costs are charged to the statement of profit or loss as incurred.

Expenditure incurred on projects to develop new products is capitalised and deferred only when the Group can demonstrate the technical feasibility of completing the intangible asset so that it will be available for use or sale, its intention to complete and its ability to use or sell the asset, how the asset will generate future economic benefits, the availability of resources to complete the project and the ability to measure reliably the expenditure during the development. Product development expenditure which does not meet these criteria is expensed when incurred.

Deferred development costs are stated at cost less any impairment losses and are amortised using the straight-line basis over the commercial lives of the underlying products not exceeding ten years, commencing from the date when the products are put into commercial production.

2.4 MATERIAL ACCOUNTING POLICIES *(Continued)*

Leases

The Group assesses at contract inception whether a contract is, or contains, a lease. A contract is, or contains, a lease if the contract conveys the right to control the use of an identified asset for a period of time in exchange for consideration.

Group as a lessee

The Group applies a single recognition and measurement approach for all leases, except for short-term leases and leases of low-value assets. The Group recognises lease liabilities to make lease payments and right-of-use assets representing the right to use the underlying assets.

(a) Right-of-use assets

Right-of-use assets are recognised at the commencement date of the lease (that is the date the underlying asset is available for use). Right-of-use assets are measured at cost, less any accumulated depreciation and any impairment losses, and adjusted for any remeasurement of lease liabilities. The cost of right-of-use assets includes the amount of lease liabilities recognised, initial direct costs incurred, and lease payments made at or before the commencement date less any lease incentives received. Right-of-use assets are depreciated on a straight-line basis over the shorter of the lease terms and the estimated useful lives of the assets as follows:

| | |
|---------------------|---------------|
| Leasehold land | 40 years |
| Plant and machinery | 2 to 15 years |

If ownership of the leased asset transfers to the Group by the end of the lease term or the cost reflects the exercise of a purchase option, depreciation is calculated using the estimated useful life of the asset.

(b) Lease liabilities

Lease liabilities are recognised at the commencement date of the lease at the present value of lease payments to be made over the lease term. The lease payments include fixed payments (including in-substance fixed payments) less any lease incentives receivable, variable lease payments that depend on an index or a rate, and amounts expected to be paid under residual value guarantees. The lease payments also include the exercise price of a purchase option reasonably certain to be exercised by the Group and payments of penalties for termination of a lease, if the lease term reflects the Group exercising the option to terminate the lease. The variable lease payments that do not depend on an index or a rate are recognised as an expense in the period in which the event or condition that triggers the payment occurs.

NOTES TO FINANCIAL STATEMENTS

31 December 2023

2.4 MATERIAL ACCOUNTING POLICIES *(Continued)*

Leases *(Continued)*

Group as a lessee *(Continued)*

(b) *Lease liabilities (Continued)*

In calculating the present value of lease payments, the Group uses its incremental borrowing rate at the lease commencement date because the interest rate implicit in the lease is not readily determinable. After the commencement date, the amount of lease liabilities is increased to reflect the accretion of interest and reduced for the lease payments made. In addition, the carrying amount of lease liabilities is remeasured if there is a modification, a change in the lease term, a change in lease payments (e.g., a change to future lease payments resulting from a change in an index or rate) or a change in assessment of an option to purchase the underlying asset.

(c) *Short-term leases and leases of low-value assets*

The Group applies the short-term lease recognition exemption to its short-term leases of properties (that are those leases that have a lease term of 12 months or less from the commencement date and do not contain a purchase option). It also applies the recognition exemption for leases of low-value assets to leases of office equipment and laptop computers that are considered to be of low value.

Lease payments on short-term leases and leases of low-value assets are recognised as an expense on a straight-line basis over the lease term.

Investments and other financial assets

Initial recognition and measurement

Financial assets are classified, at initial recognition, as subsequently measured at amortised cost, fair value through other comprehensive income, and fair value through profit or loss.

The classification of financial assets at initial recognition depends on the financial asset's contractual cash flow characteristics and the Group's business model for managing them. With the exception of trade receivables that do not contain a significant financing component or for which the Group has applied the practical expedient of not adjusting the effect of a significant financing component, the Group initially measures a financial asset at its fair value plus in the case of a financial asset not at fair value through profit or loss, transaction costs. Trade receivables that do not contain a significant financing component or for which the Group has applied the practical expedient are measured at the transaction price determined under HKFRS 15 in accordance with the policies set out for "Revenue recognition" below.

In order for a financial asset to be classified and measured at amortised cost or fair value through other comprehensive income, it needs to give rise to cash flows that are solely payments of principal and interest ("SPPI") on the principal amount outstanding. Financial assets with cash flows that are not SPPI are classified and measured at fair value through profit or loss, irrespective of the business model.

2.4 MATERIAL ACCOUNTING POLICIES *(Continued)*

Investments and other financial assets *(Continued)*

Initial recognition and measurement (Continued)

The Group's business model for managing financial assets refers to how it manages its financial assets in order to generate cash flows. The business model determines whether cash flows will result from collecting contractual cash flows, selling the financial assets, or both. Financial assets classified and measured at amortised cost are held within a business model with the objective to hold financial assets in order to collect contractual cash flows, while financial assets classified and measured at fair value through other comprehensive income are held within a business model with the objective of both holding to collect contractual cash flows and selling. Financial assets which are not held within the aforementioned business models are classified and measured at fair value through profit or loss.

Purchases or sales of financial assets that require delivery of assets within the period generally established by regulation or convention in the marketplace are recognised on the trade date, that is, the date that the Group commits to purchase or sell the asset.

Subsequent measurement

The subsequent measurement of financial assets depends on their classification as follows:

Financial assets at amortised cost (debt instruments)

Financial assets at amortised cost are subsequently measured using the effective interest method and are subject to impairment. Gains and losses are recognised in the statement of profit or loss when the asset is derecognised, modified or impaired.

Financial assets at fair value through other comprehensive income (debt instruments)

For debt investments at fair value through other comprehensive income, interest income, foreign exchange revaluation and impairment losses or reversals are recognised in the statement of profit or loss and computed in the same manner as for financial assets measured at amortised cost. The remaining fair value changes are recognised in other comprehensive income. Upon derecognition, the cumulative fair value change recognised in other comprehensive income is recycled to the statement of profit or loss.

Financial assets designated at fair value through other comprehensive income (equity investments)

Upon initial recognition, the Group can elect to classify irrevocably its equity investments as equity investments designated at fair value through other comprehensive income when they meet the definition of equity under HKAS 32 Financial Instruments: Presentation and are not held for trading. The classification is determined on an instrument-by-instrument basis.

Gains and losses on these financial assets are never recycled to the statement of profit or loss. Dividends are recognised as other income in the statement of profit or loss when the right of payment has been established, except when the Group benefits from such proceeds as a recovery of part of the cost of the financial asset, in which case, such gains are recorded in other comprehensive income. Equity investments designated at fair value through other comprehensive income are not subject to impairment assessment.

NOTES TO FINANCIAL STATEMENTS

31 December 2023

2.4 MATERIAL ACCOUNTING POLICIES *(Continued)*

Investments and other financial assets *(Continued)*

Financial assets at fair value through profit or loss

Financial assets at fair value through profit or loss are carried in the statement of financial position at fair value with net changes in fair value recognised in the statement of profit or loss.

This category includes derivative instruments and equity investments which the Group had not irrevocably elected to classify at fair value through other comprehensive income. Dividends on the equity investments are also recognised as other income in the statement of profit or loss when the right of payment has been established.

Derecognition of financial assets

A financial asset (or, where applicable, a part of a financial asset or part of a group of similar financial assets) is primarily derecognised (i.e., removed from the Group's consolidated statement of financial position) when:

- the rights to receive cash flows from the asset have expired; or
- the Group has transferred its rights to receive cash flows from the asset or has assumed an obligation to pay the received cash flows in full without material delay to a third party under a "pass-through" arrangement; and either (a) the Group has transferred substantially all the risks and rewards of the asset, or (b) the Group has neither transferred nor retained substantially all the risks and rewards of the asset, but has transferred control of the asset.

When the Group has transferred its rights to receive cash flows from an asset or has entered into a pass-through arrangement, it evaluates if, and to what extent, it has retained the risk and rewards of ownership of the asset. When it has neither transferred nor retained substantially all the risks and rewards of the asset nor transferred control of the asset, the Group continues to recognise the transferred asset to the extent of the Group's continuing involvement. In that case, the Group also recognises an associated liability. The transferred asset and the associated liability are measured on a basis that reflects the rights and obligations that the Group has retained.

Continuing involvement that takes the form of a guarantee over the transferred asset is measured at the lower of the original carrying amount of the asset and the maximum amount of consideration that the Group could be required to repay.

Impairment of financial assets

The Group recognises an allowance for expected credit losses ("ECLs") for all debt instruments not held at fair value through profit or loss. ECLs are based on the difference between the contractual cash flows due in accordance with the contract and all the cash flows that the Group expects to receive, discounted at an approximation of the original effective interest rate. The expected cash flows will include cash flows from the sale of collateral held or other credit enhancements that are integral to the contractual terms.

2.4 MATERIAL ACCOUNTING POLICIES *(Continued)*

Impairment of financial assets *(Continued)*

General approach

ECLs are recognised in two stages. For credit exposures for which there has not been a significant increase in credit risk since initial recognition, ECLs are provided for credit losses that result from default events that are possible within the next 12 months (a 12-month ECL). For those credit exposures for which there has been a significant increase in credit risk since initial recognition, a loss allowance is required for credit losses expected over the remaining life of the exposure, irrespective of the timing of the default (a lifetime ECL).

At each reporting date, the Group assesses whether the credit risk on a financial instrument has increased significantly since initial recognition. When making the assessment, the Group compares the risk of a default occurring on the financial instrument as at the reporting date with the risk of a default occurring on the financial instrument as at the date of initial recognition and considers reasonable and supportable information that is available without undue cost or effort, including historical and forward-looking information. The Group considers that there has been a significant increase in credit risk when contractual payments are more than 30 days past due.

The Group considers a financial asset in default when contractual payments are 90 days past due. However, in certain cases, the Group may also consider a financial asset to be in default when internal or external information indicates that the Group is unlikely to receive the outstanding contractual amounts in full before taking into account any credit enhancements held by the Group.

A financial asset is written off when there is no reasonable expectation of recovering the contractual cash flows.

Financial assets at amortised cost are subject to impairment under the general approach and they are classified within the following stages for measurement of ECLs as detailed below.

- | | | |
|---------|---|--|
| Stage 1 | – | Financial instruments for which credit risk has not increased significantly since initial recognition and for which the loss allowance is measured at an amount equal to 12-month ECLs |
| Stage 2 | – | Financial instruments for which credit risk has increased significantly since initial recognition but that are not credit-impaired financial assets and for which the loss allowance is measured at an amount equal to lifetime ECLs |
| Stage 3 | – | Financial assets that are credit-impaired at the reporting date (but that are not purchased or originated credit-impaired) and for which the loss allowance is measured at an amount equal to lifetime ECLs |

NOTES TO FINANCIAL STATEMENTS

31 December 2023

2.4 MATERIAL ACCOUNTING POLICIES *(Continued)*

Impairment of financial assets *(Continued)*

Simplified approach

For trade receivables and other receivables that do not contain a significant financing component or when the Group applies the practical expedient of not adjusting the effect of a significant financing component, the Group applies the simplified approach in calculating ECLs. Under the simplified approach, the Group does not track changes in credit risk, but instead recognises a loss allowance based on lifetime ECLs at each reporting date. The Group has established a provision matrix that is based on its historical credit loss experience, adjusted for forward-looking factors specific to the debtors and the economic environment.

Financial liabilities

Initial recognition and measurement

Financial liabilities are classified, at initial recognition, as financial liabilities at fair value through profit or loss, loans and borrowings, payables, or as derivatives designated as hedging instruments in an effective hedge, as appropriate.

All financial liabilities are recognised initially at fair value and, in the case of loans and borrowings and payables, net of directly attributable transaction costs.

The Group's financial liabilities include trade and other payables, amounts due to shareholders, lease liabilities and interest-bearing bank borrowings.

Subsequent measurement

The subsequent measurement of loans and borrowings is as follows:

Financial liabilities at amortised cost (trade and other payables, and borrowings)

After initial recognition, trade and other payables, and interest-bearing borrowings are subsequently measured at amortised cost, using the effective interest rate method unless the effect of discounting would be immaterial, in which case they are stated at cost. Gains and losses are recognised in the statement of profit or loss when the liabilities are derecognised as well as through the effective interest rate amortisation process.

Amortised cost is calculated by taking into account any discount or premium on acquisition and fees or costs that are an integral part of the effective interest rate. The effective interest rate amortisation is included in finance costs in the statement of profit or loss.

2.4 MATERIAL ACCOUNTING POLICIES *(Continued)*

Derecognition of financial liabilities

A financial liability is derecognised when the obligation under the liability is discharged or cancelled, or expires.

When an existing financial liability is replaced by another from the same lender on substantially different terms, or the terms of an existing liability are substantially modified, such an exchange or modification is treated as a derecognition of the original liability and a recognition of a new liability, and the difference between the respective carrying amounts is recognised in the statement of profit or loss.

Offsetting of financial instruments

Financial assets and financial liabilities are offset and the net amount is reported in the statement of financial position if there is a currently enforceable legal right to offset the recognised amounts and there is an intention to settle on a net basis, or to realise the assets and settle the liabilities simultaneously.

Inventories

Inventories are stated at the lower of cost and net realisable value. Cost is determined on the weighted average basis and, in the case of work in progress and finished goods, comprises direct materials, direct labour and an appropriate proportion of overheads. Net realisable value is based on estimated selling prices less any estimated costs to be incurred to completion and disposal.

Cash and cash equivalents

Cash and cash equivalents in the statement of financial position comprise cash on hand and at banks, and short-term highly liquid deposits with a maturity of generally within three months that are readily convertible into known amounts of cash, subject to an insignificant risk of changes in value and held for the purpose of meeting short-term cash commitments.

For the purpose of the consolidated statement of cash flows, cash and cash equivalents comprise cash on hand and at banks, and short-term deposits as defined above, less bank overdrafts which are repayable on demand and form an integral part of the Group's cash management.

Provisions

A provision is recognised when a present obligation (legal or constructive) has arisen as a result of a past event and it is probable that a future outflow of resources will be required to settle the obligation, provided that a reliable estimate can be made of the amount of the obligation.

When the effect of discounting is material, the amount recognised for a provision is the present value at the end of the reporting period of the future expenditures expected to be required to settle the obligation. The increase in the discounted present value amount arising from the passage of time is included in finance costs in the statement of profit or loss.

NOTES TO FINANCIAL STATEMENTS

31 December 2023

2.4 MATERIAL ACCOUNTING POLICIES *(Continued)*

Income tax

Income tax comprises current and deferred tax. Income tax relating to items recognised outside profit or loss is recognised outside profit or loss, either in other comprehensive income or directly in equity.

Current tax assets and liabilities are measured at the amount expected to be recovered from or paid to the taxation authorities, based on tax rates (and tax laws) that have been enacted or substantively enacted by the end of the reporting period, taking into consideration interpretations and practices prevailing in the country in which the Group operates.

Deferred tax is provided, using the liability method, on all temporary differences at the end of the reporting period between the tax bases of assets and liabilities and their carrying amounts for financial reporting purposes.

Deferred tax liabilities are recognised for all taxable temporary differences, except:

- when the deferred tax liability arises from the initial recognition of goodwill or an asset or liability in a transaction that is not a business combination and, at the time of the transaction, affects neither the accounting profit nor taxable profit or loss and does not give rise to equal taxable and deductible temporary differences; and
- in respect of taxable temporary differences associated with investments in subsidiaries, associates and joint ventures, when the timing of the reversal of the temporary differences can be controlled and it is probable that the temporary differences will not reverse in the foreseeable future.

Deferred tax assets are recognised for all deductible temporary differences, and the carryforward of unused tax credits and any unused tax losses. Deferred tax assets are recognised to the extent that it is probable that taxable profit will be available against which the deductible temporary differences, and the carryforward of unused tax credits and unused tax losses can be utilised, except:

- when the deferred tax asset relating to the deductible temporary differences arises from the initial recognition of an asset or liability in a transaction that is not a business combination and, at the time of the transaction, affects neither the accounting profit nor taxable profit or loss and does not give rise to equal taxable and deductible temporary differences; and
- in respect of deductible temporary differences associated with investments in subsidiaries, associates and joint ventures, deferred tax assets are only recognised to the extent that it is probable that the temporary differences will reverse in the foreseeable future and taxable profit will be available against which the temporary differences can be utilised.

2.4 MATERIAL ACCOUNTING POLICIES *(Continued)*

Income tax *(Continued)*

The carrying amount of deferred tax assets is reviewed at the end of each reporting period and reduced to the extent that it is no longer probable that sufficient taxable profit will be available to allow all or part of the deferred tax asset to be utilised. Unrecognised deferred tax assets are reassessed at the end of each reporting period and are recognised to the extent that it has become probable that sufficient taxable profit will be available to allow all or part of the deferred tax asset to be recovered.

Deferred tax assets and liabilities are measured at the tax rates that are expected to apply to the period when the asset is realised or the liability is settled, based on tax rates (and tax laws) that have been enacted or substantively enacted by the end of the reporting period.

Deferred tax assets and deferred tax liabilities are offset if and only if the Group has a legally enforceable right to set off current tax assets and current tax liabilities and the deferred tax assets and deferred tax liabilities relate to income taxes levied by the same taxation authority on either the same taxable entity or different taxable entities which intend either to settle current tax liabilities and assets on a net basis, or to realise the assets and settle the liabilities simultaneously, in each future period in which significant amounts of deferred tax liabilities or assets are expected to be settled or recovered.

Government grants

Government grants are recognised at their fair value where there is reasonable assurance that the grant will be received and all attaching conditions will be complied with. When the grant relates to an expense item, it is recognised as income on a systematic basis over the periods that the costs, for which it is intended to compensate, are expensed.

Where the grant relates to an asset, the fair value is credited to a deferred income account and is released to the statement of profit or loss over the expected useful life of the relevant asset by equal annual instalments or deducted from the carrying amount of the asset and released to the statement of profit or loss by way of a reduced depreciation charge.

Where the Group receives grants of non-monetary assets, the grants are recorded at the fair value of the non-monetary assets and released to the statement of profit or loss over the expected useful lives of the relevant assets by equal annual instalments.

Where the Group receives government loans granted with no or at a below-market rate of interest for the construction of a qualifying asset, the initial carrying amount of the government loans is determined using the effective interest rate method, as further explained in the accounting policy for "Financial liabilities" above. The benefit of the government loans granted with no or at a below-market rate of interest, which is the difference between the initial carrying value of the loans and the proceeds received, is treated as a government grant and released to the statement of profit or loss over the expected useful life of the relevant asset by equal annual instalments.

NOTES TO FINANCIAL STATEMENTS

31 December 2023

2.4 MATERIAL ACCOUNTING POLICIES *(Continued)*

Revenue recognition

Revenue from contracts with customers

Revenue from contracts with customers is recognised when control of goods or services is transferred to the customers at an amount that reflects the consideration to which the Group expects to be entitled in exchange for those goods or services.

(a) *Sale of diagnostic reagent products*

Revenue from the sale of diagnostic reagent products is recognised at the point in time when control of the asset is transferred to the customer, generally on acceptance of the diagnostic reagent products.

(b) *Other service*

Revenue from other service is recognised at the point in time when the control of the service is transferred to the customer, generally upon the completion of service provided.

Other income

Interest income is recognised on an accrual basis using the effective interest method by applying the rate that exactly discounts the estimated future cash receipts over the expected life of the financial instrument or a shorter period, when appropriate, to the net carrying amount of the financial asset.

Dividend income is recognised when the shareholders' right to receive payment has been established, it is probable that the economic benefits associated with the dividend will flow to the Group and the amount of the dividend can be measured reliably.

Contract liabilities

A contract liability is recognised when a payment is received or a payment is due (whichever is earlier) from a customer before the Group transfers the related goods or services. Contract liabilities are recognised as revenue when the Group performs under the contract (i.e., transfers control of the related goods or services to the customer).

Borrowing costs

Borrowing costs directly attributable to the acquisition, construction or production of qualifying assets, i.e., assets that necessarily take a substantial period of time to get ready for their intended use or sale, are capitalised as part of the cost of those assets. The capitalisation of such borrowing costs ceases when the assets are substantially ready for their intended use or sale. All other borrowing costs are expensed in the period in which they are incurred. Borrowing costs consist of interest and other costs that an entity incurs in connection with the borrowing of funds.

Dividends

Final dividends are recognised as a liability when they are approved by the shareholders in a general meeting. Proposed final dividends are disclosed in the notes to the financial statements.

2.4 MATERIAL ACCOUNTING POLICIES *(Continued)*

Foreign currencies

These financial statements are presented in RMB, which is the Company's functional currency. Each entity in the Group determines its own functional currency and items included in the financial statements of each entity are measured using that functional currency. Foreign currency transactions recorded by the entities in the Group are initially recorded using their respective functional currency rates prevailing at the dates of the transactions. Monetary assets and liabilities denominated in foreign currencies are translated at the functional currency rates of exchange ruling at the end of the reporting period. Differences arising on settlement or translation of monetary items are recognised in the statement of profit or loss.

Non-monetary items that are measured in terms of historical cost in a foreign currency are translated using the exchange rates at the dates of the initial transactions. Non-monetary items measured at fair value in a foreign currency are translated using the exchange rates at the date when the fair value was measured. The gain or loss arising on translation of a non-monetary item measured at fair value is treated in line with the recognition of the gain or loss on change in fair value of the item (i.e., translation difference on the item whose fair value gain or loss is recognised in other comprehensive income or profit or loss is also recognised in other comprehensive income or profit or loss, respectively).

In determining the exchange rate on initial recognition of the related asset, expense or income on the derecognition of a non-monetary asset or non-monetary liability relating to an advance consideration, the date of initial transaction is the date on which the Group initially recognises the non-monetary asset or non-monetary liability arising from the advance consideration. If there are multiple payments or receipts in advance, the Group determines the transaction date for each payment or receipt of the advance consideration.

The functional currency of an overseas subsidiary is a currency other than the RMB. As at the end of the reporting period, the assets and liabilities of the subsidiary are translated into RMB at the exchange rates prevailing at the end of the reporting period and its statement of profit or loss is translated into RMB at the weighted average exchange rates for the year.

The resulting exchange differences are recognised in other comprehensive income and accumulated in the exchange fluctuation reserve, except to the extent that the differences are attributable to non-controlling interests. On disposal of a foreign operation, the cumulative amount in the reserve relating to that particular foreign operation is recognised in the statement of profit or loss.

NOTES TO FINANCIAL STATEMENTS

31 December 2023

3. SIGNIFICANT ACCOUNTING JUDGEMENTS AND ESTIMATES

The preparation of the Group's financial statements requires management to make judgements, estimates and assumptions that affect the reported amounts of revenues, expenses, assets and liabilities, and their accompanying disclosures, and the disclosure of contingent liabilities. Uncertainty about these assumptions and estimates could result in outcomes that could require a material adjustment to the carrying amounts of the assets or liabilities affected in the future.

Judgements

In the process of applying the Group's accounting policies, management has made the following judgements, apart from those involving estimations, which have the most significant effect on the amounts recognised in the financial statements:

Consolidation of entities in which the Group holds less than a majority of voting rights

The Group considers that it controls Zhongsheng Jinyu even though it owns less than 50% of the voting rights. This is because the Group and two other shareholders entered into an Acting in Concert agreement, which constitutes 90% of the voting rights. Since the date of acquisition of Zhongsheng Jinyu, there has been no history of the other shareholders collaborating to exercise their votes collectively or to outvote the Group.

Estimation uncertainty

The key assumptions concerning the future and other key sources of estimation uncertainty at the end of the reporting period, that have a significant risk of causing a material adjustment to the carrying amounts of assets and liabilities within the next financial year, are described below.

Provision for expected credit losses on trade receivables and other receivables

The Group uses a provision matrix to calculate ECLs for trade receivables. The provision rates are based on the days from the billing date for groupings of various customer segments that have similar loss patterns.

The provision matrix is initially based on the Group's historical observed default rates. The Group will calibrate the matrix to adjust the historical credit loss experience with forward-looking information. For instance, if forecast economic conditions (i.e., gross domestic products) are expected to deteriorate over the next year which can lead to an increased number of defaults in the in-vitro reagent manufacturing sector, the historical default rates are adjusted. At each reporting date, the historical observed default rates are updated and changes in the forward-looking estimates are analysed.

The assessment of the correlation among historical observed default rates, forecast economic conditions. The amount of ECLs is sensitive to changes in circumstances and forecast economic conditions. The Group's historical credit loss experience and forecast of economic conditions may also not be representative of a customer's actual default in the future. The information about the ECLs on the Group's trade receivables is disclosed in note 20 to the financial statements.

3. SIGNIFICANT ACCOUNTING JUDGEMENTS AND ESTIMATES *(Continued)*

Estimation uncertainty *(Continued)*

Impairment of non-financial assets (other than goodwill)

The Group assesses whether there are any indicators of impairment for all non-financial assets (including the right-of-use assets) at the end of each reporting period. Other non-financial assets are tested for impairment when there are indicators that the carrying amounts may not be recoverable. An impairment exists when the carrying value of an asset or a cash-generating unit exceeds its recoverable amount, which is the higher of its fair value less costs of disposal and its value in use. The calculation of the fair value less costs of disposal is based on available data from binding sales transactions in an arm's length transaction of similar assets or observable market prices less incremental costs for disposing of the asset. When value in use calculations are undertaken, management must estimate the expected future cash flows from the asset or cash-generating unit and choose a suitable discount rate in order to calculate the present value of those cash flows.

Deferred tax assets

Deferred tax assets are recognised for unused tax losses to the extent that it is probable that taxable profit will be available against which the losses can be utilised. Significant management judgement is required to determine the amount of deferred tax assets that can be recognised, based upon the likely timing and level of future taxable profits together with future tax planning strategies. The carrying value of deferred tax assets relating to recognised tax losses at 31 December 2023 was nil (2022: RMB nil). The amount of unrecognised tax losses at 31 December 2023 was RMB151,601,000 (2022: RMB118,639,000). Further details are contained in note 26 to the financial statements.

Development costs

Development costs are capitalised in accordance with the accounting policy for research and development costs in note 2.4 to the financial statements. Determining the amounts to be capitalised requires management to make assumptions regarding the expected future cash generation of the assets, discount rates to be applied and the expected period of benefits. At 31 December 2023, the best estimate of the carrying amount of capitalised development costs was RMB6,088,000 (2022: RMB3,078,000).

NOTES TO FINANCIAL STATEMENTS

31 December 2023

4. OPERATING SEGMENT INFORMATION

For management purposes, the Group has one reportable operating segment, the in-vitro diagnostic reagent products segment, which manufactures, sells and distributes a variety of mono/double diagnostic reagent products.

Management monitors the operating results of the Group's business units as a whole for the purpose of making decisions about resource allocation and performance assessment. All of the Group's revenue from external customers and profits are generated from this single segment.

Geographical information

For the year ended 31 December 2023, 91% of the Group's revenue was generated from customers located in Mainland China, and as at 31 December 2023, all the non-current assets of the Group were located in Mainland China.

Information about major customers

Revenue of approximately RMB32,832,000 (2022: RMB44,632,000) was derived from sales by the in-vitro diagnostic reagent products segment to one single customer located in Anhui province, China, which accounted for 11% of the Group's total revenue.

NOTES TO FINANCIAL STATEMENTS

31 December 2023

5. REVENUE, OTHER INCOME AND GAINS

An analysis of revenue is as follows:

| | 2023 RMB'000 | 2022 RMB'000 |
|---------------------------------------|-----------------|-----------------|
| Revenue from contracts with customers | 289,073 | 371,214 |
| Rental income | – | 1,857 |
| | 289,073 | 373,071 |

Revenue from contracts with customers

(a) Disaggregated revenue information

| | 2023 RMB'000 | 2022 RMB'000 |
|---|-----------------|-----------------|
| Types of goods or services | | |
| Sale of in-vitro diagnostic reagent products | 288,043 | 336,860 |
| Other service | 1,030 | 34,354 |
| | 289,073 | 371,214 |
| Timing of revenue recognition | | |
| | 289,073 | 371,214 |
| Goods and services transferred at a point in time | | |
| | 289,073 | 371,214 |

The following table shows the amounts of revenue recognised in the current reporting period that were included in the contract liabilities at the beginning of the reporting period and recognised from performance obligations satisfied in previous periods:

| | 2023 RMB'000 | 2022 RMB'000 |
|--|-----------------|-----------------|
| Revenue recognised that was included in contract liabilities at the beginning of the reporting period: | | |
| Sale of in-vitro diagnostic reagent products | 7,544 | 10,881 |

NOTES TO FINANCIAL STATEMENTS

31 December 2023

5. REVENUE, OTHER INCOME AND GAINS (Continued)

Revenue from contracts with customers (Continued)

(b) Performance obligations

Information about the Group's performance obligations is summarised below:

Sale of in-vitro diagnostic reagent products

Revenue from the sale of diagnostic reagent products is recognised at the point in time when control of the asset is transferred to the customer, generally on acceptance of the diagnostic reagent products.

Other service

Revenue from other service is recognized at the point in time when the control of the service is transferred to the customer, generally upon the completion of service provided.

The amounts of transaction prices allocated to the remaining performance obligations as at 31 December are as follows:

| | 2023 RMB'000 | 2022 RMB'000 |
|---|-----------------|-----------------|
| Amounts expected to be recognized as revenue: | | |
| Within one year | 12,235 | 7,544 |
| Other income | | |
| Government grants | 856 | 2,897 |
| Other interest income | 326 | 335 |
| Others | 1,000 | 1,108 |
| | 2,182 | 4,340 |
| Gains | | |
| Others | – | 115 |
| Total other income and gains | 2,182 | 4,455 |

NOTES TO FINANCIAL STATEMENTS

31 December 2023

6. PROFIT/(LOSS) BEFORE TAX

The Group's profit/(loss) before tax is arrived at after charging/(crediting):

| | Notes | 2023 RMB'000 | 2022 RMB'000 |
|---|-------|-----------------|-----------------|
| Cost of inventories sold (i) | | 158,866 | 204,913 |
| Cost of services provided (i) | | 2,842 | 21,881 |
| | | 161,708 | 226,794 |
| Employee benefit expense (including directors' and supervisors' remuneration (note 8)): | | | |
| Wages, salaries and bonuses | | 79,763 | 69,772 |
| Pension scheme contributions (defined contribution scheme)* | | 8,983 | 8,281 |
| Social welfare and other costs | | 10,472 | 11,855 |
| | | 99,218 | 89,908 |
| Research and development costs (ii) | | 35,806 | 26,867 |
| Government grants | 5 | (856) | (2,897) |
| Loss on disposal of items of property, plant and equipment, net | | 2,403 | 105 |
| Loss on disposal of inventories | | 1,358 | 681 |
| Lease payments not included in the measurement of lease liabilities | 14(c) | 627 | 606 |
| Auditor's remuneration | | 1,660 | 1,880 |
| Depreciation of property, plant and equipment | 12 | 14,078 | 18,512 |
| Depreciation of investment properties | 13 | 722 | 602 |
| Depreciation of right-of-use assets | 14(a) | 3,009 | 2,804 |
| Amortisation of other intangible assets (iii) | 15 | 2,548 | 2,411 |
| Impairment of trade and bills receivables | 20 | 570 | 467 |
| Impairment of other receivables | | 141 | (873) |
| Impairment of other intangible assets | 15 | 591 | – |
| Impairment of prepayments | | – | 600 |
| Impairment of long-term equity investments | | – | 708 |
| Provision for inventories to net realisable value | | 1,745 | 3,702 |
| Interest on bank and other loans | 7 | 5,780 | 6,132 |
| Interest on lease liabilities | 7 | 618 | 685 |
| Foreign exchange differences, net | | (72) | (224) |

* There are no forfeited contributions that may be used by the Group as the employer to reduce the existing level of contributions

NOTES TO FINANCIAL STATEMENTS

31 December 2023

6. PROFIT/(LOSS) BEFORE TAX *(Continued)*

- (i) For the year ended 31 December 2023, cost of inventories sold and services provided included the depreciation of property, plant and equipment of RMB8,115,000 (2022: RMB10,339,000), employee benefit costs of RMB20,890,000 (2022: RMB22,496,000) and depreciation of right-of-use assets of RMB1,563,000 (2022: RMB1,532,000).
- (ii) For the year ended 31 December 2023, research and development costs included the depreciation of property, plant and equipment of RMB3,256,000 (2022: RMB3,354,000), employee benefit costs of RMB20,498,000 (2022: RMB15,548,000) and depreciation of right-of-use assets of RMB479,000 (2022: RMB441,000).
- (iii) For the year ended 31 December 2023, the amortization of other intangible assets of RMB2,548,000 (2022: RMB2,411,000) which is included in administrative expenses of RMB2,405,000 (2022: RMB2,105,000), research and development expenses of RMB91,000 (2022: RMB218,000), cost of sales of RMB17,000 (2022: RMB53,000) and selling and distribution expenses of RMB35,000 (2022: RMB35,000).

7. FINANCE COSTS

An analysis of finance costs is as follows:

| | 2023 RMB'000 | 2022 RMB'000 |
|----------------------------------|-----------------|-----------------|
| Interest on bank and other loans | 5,780 | 6,132 |
| Interest on lease liabilities | 618 | 685 |
| | 6,398 | 6,817 |

8. DIRECTORS' AND SUPERVISORS' REMUNERATION

Directors' and chief executive's remuneration for the year, disclosed pursuant to the Listing Rules, section 383(1)(a), (b), (c) and (f) of the Hong Kong Companies Ordinance and Part 2 of the Companies (Disclosure of Information about Benefits of Directors) Regulation, is as follows:

| | Group | |
|--|-----------------|-----------------|
| | 2023 RMB'000 | 2022 RMB'000 |
| Fees | 120 | 180 |
| Other emoluments: Salaries, allowances and benefits in kind | 3,941 | 2,853 |
| | 4,061 | 3,033 |

NOTES TO FINANCIAL STATEMENTS

31 December 2023

8. DIRECTORS' AND SUPERVISORS' REMUNERATION (Continued)

(a) Independent non-executive directors

The fees paid to independent non-executive directors during the year were as follows:

| | 2023 RMB'000 | 2022 RMB'000 |
|----------------------------------|-----------------|-----------------|
| Dr. Zheng Yongtang ¹ | – | 60 |
| Mr. Ren Fujin ² | – | 60 |
| Prof. Shen Zuojun ³ | 10 | – |
| Prof. Shen Jiangang ⁴ | 50 | – |
| Mr. Lu Qi | 60 | 60 |
| | 120 | 180 |

There were no other emoluments payable to the independent non-executive directors for the years of 2023 and 2022.

- ¹ Dr. Zheng Yongtang retired as an independent non-executive director on 25 May 2023.
- ² Mr. Ren Fujin resigned as an independent non-executive director on 12 February 2023.
- ³ Prof. Shen Zuojun was appointed as an independent non-executive director on 25 May 2023.
- ⁴ Prof. Shen Jiangang was appointed as an independent non-executive director on 23 February 2023.

NOTES TO FINANCIAL STATEMENTS

31 December 2023

8. DIRECTORS' AND SUPERVISORS' REMUNERATION (Continued)

(b) Executive directors, non-executive directors and supervisors

| | Fees RMB'000 | Salaries, allowances and benefits in kind RMB'000 | Total remuneration RMB'000 |
|---------------------------------|-----------------|--|----------------------------------|
| 2023 | | | |
| Executive directors: | | | |
| Mr. Wu Lebin | – | 1,887 | 1,887 |
| Mr. Lin Yanglin ¹ | – | – | – |
| Mr. Chen Peng ² | – | 1,812 | 1,812 |
| | – | 3,699 | 3,699 |
| Non-executive directors: | | | |
| Mr. Chen Zhengyong ³ | – | – | – |
| Mr. Yang Peng ⁴ | – | – | – |
| Dr. Sun Zhe ⁵ | – | – | – |
| Ms. Cheng Yali ⁶ | – | – | – |
| Dr. Gao Guangxia ⁷ | – | – | – |
| Mr. Li Zhonghua ⁸ | – | – | – |
| | – | – | – |
| Supervisors: | | | |
| Mr. Zhou Jie ⁹ | – | – | – |
| Mr. Li Jifeng ¹⁰ | – | – | – |
| Dr. Shen Sheng | – | – | – |
| Ms. Ren Junhe | – | 242 | 242 |
| | – | 242 | 242 |

NOTES TO FINANCIAL STATEMENTS

31 December 2023

8. DIRECTORS' AND SUPERVISORS' REMUNERATION *(Continued)***(b) Executive directors, non-executive directors and supervisors** *(Continued)*

- ¹ Mr. Lin Yanglin retired as an executive director on 25 May 2023.
- ² Mr. Chen Peng was appointed as an executive director on 25 May 2023.
- ³ Mr. Chen Zhengyong was appointed as a non-executive director on 25 May 2023.
- ⁴ Mr. Yang Peng was appointed as a non-executive director on 26 September 2023.
- ⁵ Dr. Sun Zhe resigned as a non-executive director 26 September 2023.
- ⁶ Ms. Cheng Yali resigned as a non-executive director 25 May 2023.
- ⁷ Dr. Gao Guangxia was appointed as a non-executive director on 25 May 2023.
- ⁸ Mr. Li Zhonghua was appointed as a non-executive director on 25 May 2023.
- ⁹ Mr. Zhou Jie resigned as an independence supervisor on 25 May 2023.
- ¹⁰ Mr. Li Jifeng was appointed as an independence supervisor on 25 May 2023.

NOTES TO FINANCIAL STATEMENTS

31 December 2023

8. DIRECTORS' AND SUPERVISORS' REMUNERATION (Continued)

(b) Executive directors, non-executive directors and supervisors (Continued)

| | Fees RMB'000 | Salaries, allowances and benefits in kind RMB'000 | Total remuneration RMB'000 |
|--------------------------|-----------------|--|----------------------------------|
| 2022 | | | |
| Executive directors: | | | |
| Mr. Wu Lebin | – | 1,942 | 1,942 |
| Mr. Lin Yanglin | – | – | – |
| | – | 1,942 | 1,942 |
| Non-executive directors: | | | |
| Dr. Sun Zhe | – | – | – |
| Ms. Cheng Yali | – | – | – |
| | – | – | – |
| Supervisors: | | | |
| Dr. Shen Sheng | – | – | – |
| Ms. Ren Junhe | – | 234 | 234 |
| Mr. Zhou Jie | – | 677 | 677 |
| | – | 911 | 911 |
| Chief executive: | | | |
| Mr. Chen Peng | – | 1,846 | 1,846 |
| | – | 1,846 | 1,846 |

NOTES TO FINANCIAL STATEMENTS

31 December 2023

9. FIVE HIGHEST PAID EMPLOYEES

The five highest paid employees during the year included two directors (2022: two directors), details of whose remuneration are set out in note 8 above. Details of the remuneration for the year of the remaining three (2022: three) highest paid employees who are neither a director nor supervisor of the Company are as follows:

| | 2023 RMB'000 | 2022 RMB'000 |
|---|-----------------|-----------------|
| Salaries, allowances and benefits in kind | 1,576 | 1,926 |
| Pension scheme contributions | 111 | 125 |
| | 1,687 | 2,051 |

The remuneration of the non-director and non-supervisor highest paid employees fell within the following band as follows:

| | Number of employees | |
|---------------------|---------------------|------|
| | 2023 | 2022 |
| Nil to RMB1,000,000 | 3 | 3 |

10. INCOME TAX

Taxes on profits assessable in the PRC, where the Group operates, have been calculated at the rate of tax prevailing in the PRC. Under the PRC income tax laws, enterprises are subject to corporate income tax ("CIT") at a rate of 25%.

The Company and its two subsidiaries, Zhongsheng Jinyu and Biosino Suzhou, are entitled to a preferential rate of 15% under the PRC income tax laws for a period of three years commencing from 26 October 2023, 26 October 2022 and 3 November 2021, respectively, as they are accredited by the relevant government authorities as High and New Technology Enterprises.

No Hong Kong profits tax has been provided because the Group did not generate any assessable profits in Hong Kong during the year.

| | 2023 RMB'000 | 2022 RMB'000 |
|-------------------------------|-----------------|-----------------|
| Current – the PRC | | |
| Charge for the year | 2,560 | 5,153 |
| Deferred (<i>note 26</i>) | (932) | (839) |
| Total tax charge for the year | 1,628 | 4,314 |

NOTES TO FINANCIAL STATEMENTS

31 December 2023

10. INCOME TAX (Continued)

A reconciliation of the tax expense applicable to profit/(loss) before tax at the statutory rate for the country in which the Company and the majority of its subsidiaries are domiciled to the tax expense at the effective tax rate, and a reconciliation of the applicable rate (i.e., the statutory tax rate) to the effective tax rate, are as follows:

| | 2023 | | 2022 | |
|--|-----------------|-------------|---------|------|
| | RMB'000 | % | RMB'000 | % |
| Profit/(Loss) before tax | (17,613) | | 18,516 | |
| Tax at the statutory tax rate | (4,403) | 25 | 4,629 | 25 |
| Preferential tax rate or concessions | 1,727 | (10) | (221) | (1) |
| Adjustments in respect of current tax of previous periods | 576 | (3) | 534 | 3 |
| Profits attributable to joint ventures and associates | (1,852) | 11 | (980) | (5) |
| Accelerated research and development deductible expenses | (4,793) | 27 | (3,891) | (21) |
| Expenses not deductible for tax | 727 | (4) | 532 | 3 |
| Tax losses and deductible temporary differences not recognised | 9,646 | (55) | 3,711 | 20 |
| Tax charge at the Group's effective rate | 1,628 | (9) | 4,314 | 23 |

The share of tax attributable to associates and joint ventures amounting to RMB1,852,000 (2022: RMB980,000) is included in "Share of profits and losses of joint ventures and associates" in the consolidated statement of profit or loss.

11. EARNINGS/(LOSS) PER SHARE ATTRIBUTABLE TO ORDINARY EQUITY HOLDERS OF THE PARENT

The calculation of the earnings/(loss) per share amount is based on the profit/(loss) for the year attributable to ordinary equity holders of the parent, and the weighted average number of ordinary shares of 144,707,176 (2022: 144,707,176) in issue during the year.

No adjustment has been made to the basic earnings/(loss) per share amounts presented for the years ended 31 December 2023 and 2022 in respect of a dilution as the Group had no potentially dilutive ordinary shares in issue during both the years ended 31 December 2023 and 2022.

NOTES TO FINANCIAL STATEMENTS

31 December 2023

11. EARNINGS/(LOSS) PER SHARE ATTRIBUTABLE TO ORDINARY EQUITY HOLDERS OF THE PARENT *(Continued)*

The calculations of basic and diluted earnings/(loss) per share are based on:

| | 2023 RMB'000 | 2022 RMB'000 |
|--|--------------------------|-----------------|
| Earnings/(loss) | | |
| Profit/(loss) attributable to ordinary equity holders of the parent, used in the basic and diluted earnings per share calculations | (11,684) | 8,106 |
| | Numbers of shares | |
| | 2023 | 2022 |
| Shares | | |
| Weighted average number of ordinary shares in issue during the year used in the basic and diluted earnings per share calculations | 144,707,176 | 144,707,176 |

12. PROPERTY, PLANT AND EQUIPMENT

| | Buildings RMB'000 | Leasehold improvements RMB'000 | Machinery RMB'000 | Furniture and fixtures RMB'000 | Motor vehicles RMB'000 | Total RMB'000 |
|---|----------------------|--------------------------------------|----------------------|--------------------------------------|------------------------------|------------------|
| 31 December 2023 | | | | | | |
| At 1 January 2023: | | | | | | |
| Cost | 40,896 | 43,385 | 209,727 | 8,342 | 7,698 | 310,048 |
| Accumulated depreciation | (18,557) | (33,349) | (170,848) | (7,946) | (6,504) | (237,204) |
| Net carrying amount | 22,339 | 10,036 | 38,879 | 396 | 1,194 | 72,844 |
| At 1 January 2023, net of accumulated depreciation and impairment | 22,339 | 10,036 | 38,879 | 396 | 1,194 | 72,844 |
| Additions | – | 5,777 | 15,872 | 785 | 255 | 22,689 |
| Disposals | – | – | (6,934) | (141) | (19) | (7,094) |
| Depreciation provided during the year | (1,276) | (2,412) | (9,912) | (407) | (71) | (14,078) |
| At 31 December 2023, net of accumulated depreciation | 21,063 | 13,401 | 37,905 | 633 | 1,359 | 74,361 |
| At 31 December 2023: | | | | | | |
| Cost | 40,896 | 49,680 | 205,335 | 8,986 | 7,934 | 312,831 |
| Accumulated depreciation | (19,833) | (36,279) | (167,430) | (8,353) | (6,575) | (238,470) |
| Net carrying amount | 21,063 | 13,401 | 37,905 | 633 | 1,359 | 74,361 |

NOTES TO FINANCIAL STATEMENTS

31 December 2023

12. PROPERTY, PLANT AND EQUIPMENT *(Continued)*

| | Buildings RMB'000 | Leasehold improvements RMB'000 | Machinery RMB'000 | Furniture and fixtures RMB'000 | Motor vehicles RMB'000 | Total RMB'000 |
|---|----------------------|--------------------------------------|----------------------|--------------------------------------|------------------------------|------------------|
| 31 December 2022 | | | | | | |
| At 1 January 2022: | | | | | | |
| Cost | 62,933 | 39,157 | 195,938 | 8,130 | 7,342 | 313,500 |
| Accumulated depreciation | (17,160) | (31,032) | (156,354) | (7,681) | (6,465) | (218,692) |
| Net carrying amount | 45,773 | 8,125 | 39,584 | 449 | 877 | 94,808 |
| At 1 January 2022, net of accumulated depreciation and impairment | 45,773 | 8,125 | 39,584 | 449 | 877 | 94,808 |
| Additions | – | 4,228 | 14,246 | 214 | 374 | 19,062 |
| Disposals | – | – | (457) | (2) | (18) | (477) |
| Transfer to investment properties | (22,037) | – | – | – | – | (22,037) |
| Depreciation provided during the year | (1,397) | (2,317) | (14,494) | (265) | (39) | (18,512) |
| At 31 December 2022, net of accumulated depreciation | 22,339 | 10,036 | 38,879 | 396 | 1,194 | 72,844 |
| At 31 December 2022: | | | | | | |
| Cost | 40,896 | 43,385 | 209,727 | 8,342 | 7,698 | 310,048 |
| Accumulated depreciation | (18,557) | (33,349) | (170,848) | (7,946) | (6,504) | (237,204) |
| Net carrying amount | 22,339 | 10,036 | 38,879 | 396 | 1,194 | 72,844 |

The Group's buildings with a net carrying amount of approximately RMB21.1 million (31 December 2022: RMB22.3 million), and prepaid land lease payments with a net carrying amount of approximately RMB2.2 million (31 December 2022: RMB2.3 million) were pledged to Beijing Zhongguancun Guarantee Technology Financing Guarantee Co., Ltd. ("Zhongguancun Guarantee"), which guaranteed the Group two loans. One of the bank loans amounted to RMB65.2 million (31 December 2022: RMB62.2 million) in principal from Bank of Beijing Co., Ltd.. The loans will be due in January to December 2024 due to different maturities. The other loans amounted to RMB20.0 million (31 December 2022: RMB20.0 million) in principal from Zhongguancun Guarantee. The loan will be due in April 2024.

At 28 December 2022, the Company entered into a sale and leaseback agreement with Zhongguancun Science-Tech Leasing Co., Ltd. ("Zhongguancun Leasing") for certain items of machinery of the Company. Pursuant to the agreement, the Company agreed to sell the machinery with an original cost of RMB27.0 million to Zhongguancun Leasing with a selling price of RMB10.0 million and lease them back simultaneously. During the lease period, all significant risks and rewards regarding such machinery were borne by the Company. At the end of the lease period, the Company was awarded with a repurchase option to buy back the aforesaid machinery without consideration. The Company will pay a quarterly rental fee of approximately RMB1.0 million to Zhongguancun Leasing in 2 years with an effective interest rate of 6.8%. The Company was of the opinion that the substance of the leaseback arrangement is to obtain a loan from Zhongguancun Leasing with the Company's machinery as securities. At 31 December 2023, the balance of the loan from Zhongguancun Leasing amounted to RMB5.0 million.

NOTES TO FINANCIAL STATEMENTS

31 December 2023

12. PROPERTY, PLANT AND EQUIPMENT *(Continued)*

At 18 May 2022, the Company entered into a sale and leaseback agreement with Haitong Hengxin International Finance Leasing Co., Ltd. ("Haitong Hengxin") for certain items of machinery of the Company. Pursuant to the agreement, the Company agreed to sell the machinery with an original cost of RMB22.0 million to Haitong Hengxin with a selling price of RMB12.0 million and lease them back simultaneously. During the lease period, all significant risks and rewards regarding such machinery were borne by the Company. At the end of the lease period, the Company was awarded with a repurchase option to buy back the aforesaid machinery without consideration. The Company paid a monthly rental fee of RMB0.5 million for the first to 12th months, a monthly rental fee of RMB0.5 million for the 13th to 24th months, with an effective interest rate of 5.6% per annum. The Company was of the opinion that the substance of the leaseback arrangement is to obtain a loan from Haitong Hengxin with the Company's machinery as securities. At 31 December 2023, the balance of the loan from Haitong Hengxin amounted to RMB3.0 million.

13. INVESTMENT PROPERTIES

| | 2023 RMB'000 | 2022 RMB'000 |
|--|-----------------|-----------------|
| Net carrying amount at 1 January 2023 | 21,435 | – |
| Depreciation provided during the year | (722) | (602) |
| Transferred from property, plant and equipment | – | 22,037 |
| Net carrying amount at 31 December 2023 | 20,713 | 21,435 |

At 31 December 2023, the Group's buildings with a net carrying amount of approximately RMB20.7 million (31 December 2022: RMB21.4 million) were mortgaged to Beijing Chenguang Changsheng Financing Guarantee Co., Ltd., which provided guarantees for the Group, to obtain the bank loan of RMB10.0 million (31 December 2022: RMB10.0 million) in principal from China Construction Bank. The loan will be due in May 2024.

NOTES TO FINANCIAL STATEMENTS

31 December 2023

14. LEASES

The Group as a lessee

The Group has lease contracts for various items of plant and machinery, and equipment used in its operations. Lump sum payments were made upfront to acquire the leased land from the owners with lease periods of 40 years, and no ongoing payments will be made under the terms of these land leases. Leases of plant and machinery generally have lease terms between 2 and 15 years. Other equipment generally has lease terms of 12 months or less and/or is individually of low value.

(a) Right-of-use assets

The carrying amounts of the Group's right-of-use assets and the movements during the year are as follows:

| | Prepaid land lease payments* RMB'000 | Plant and machinery RMB'000 | Total RMB'000 |
|--|--|---|-------------------------|
| As at 1 January 2022 | 2,410 | 9,625 | 12,035 |
| Additions | – | 3,096 | 3,096 |
| Depreciation charge | (81) | (2,723) | (2,804) |
| As at 31 December 2022 and 1 January 2023 | 2,329 | 9,998 | 12,327 |
| Depreciation charge | (81) | (2,928) | (3,009) |
| As at 31 December 2023 | 2,248 | 7,070 | 9,318 |

* Details of the information about the pledges are disclosed in note 12 to the financial statements.

NOTES TO FINANCIAL STATEMENTS

31 December 2023

14. LEASES (Continued)

The Group as a lessee (Continued)

(b) Lease liabilities

The carrying amount of lease liabilities and the movements during the year are as follows:

| | 2023 Lease liabilities RMB'000 | 2022 Lease liabilities RMB'000 |
|---|--------------------------------------|--------------------------------------|
| Carrying amount at 1 January | 10,587 | 11,748 |
| New leases | – | 3,096 |
| Interest expense recognised during the year | 618 | 685 |
| Payments | (2,472) | (4,942) |
| | 8,733 | 10,587 |
| Analysed into: | | |
| Current portion | 5,241 | 3,288 |
| Non-current portion | 3,492 | 7,299 |

(c) The amounts recognised in profit or loss in relation to leases are as follows:

| | 2023 RMB'000 | 2022 RMB'000 |
|--|-----------------|-----------------|
| Interest on lease liabilities | 618 | 685 |
| Depreciation charge of right-of-use assets | 3,009 | 2,804 |
| Expense relating to short-term leases and leases of low-value assets | 627 | 606 |
| | 4,254 | 4,095 |

(d) The total cash outflow for leases and future cash outflows relating to leases that have not yet commenced are disclosed in notes 31(b) and 37 to the financial statements, respectively.

NOTES TO FINANCIAL STATEMENTS

31 December 2023

15. OTHER INTANGIBLE ASSETS

| | Patents and license RMB'000 | Computer software RMB'000 | Development costs RMB'000 | Total RMB'000 |
|--|-----------------------------------|---------------------------------|---------------------------------|------------------|
| 31 December 2023 | | | | |
| At 31 December 2022 and 1 January 2023: | | | | |
| Cost | 35,177 | 3,171 | 3,078 | 41,426 |
| Accumulated amortisation | (11,039) | (1,936) | – | (12,975) |
| Impairment | (2,010) | – | – | (2,010) |
| Net carrying amount | 22,128 | 1,235 | 3,078 | 26,441 |
| At 1 January 2023 | 22,128 | 1,235 | 3,078 | 26,441 |
| Purchases/additions | – | 228 | 3,010 | 3,238 |
| Amortisation provided during the year | (2,260) | (288) | – | (2,548) |
| Impairment | (591) | – | – | (591) |
| At 31 December 2023 | 19,277 | 1,175 | 6,088 | 26,540 |
| At 31 December 2023: | | | | |
| Cost | 35,177 | 3,399 | 6,088 | 44,664 |
| Accumulated amortisation | (13,299) | (2,224) | – | (15,523) |
| Impairment | (2,601) | – | – | (2,601) |
| Net carrying amount | 19,277 | 1,175 | 6,088 | 26,540 |

NOTES TO FINANCIAL STATEMENTS

31 December 2023

15. OTHER INTANGIBLE ASSETS (Continued)

| | Patents and license RMB'000 | Computer software RMB'000 | Development costs RMB'000 | Total RMB'000 |
|--|-----------------------------------|---------------------------------|---------------------------------|------------------|
| 31 December 2022 | | | | |
| At 31 December 2021 and 1 January 2022: | | | | |
| Cost | 31,839 | 3,034 | 4,877 | 39,750 |
| Accumulated amortisation | (8,973) | (1,591) | – | (10,564) |
| Impairment | (2,010) | – | – | (2,010) |
| Net carrying amount | 20,856 | 1,443 | 4,877 | 27,176 |
| At 1 January 2022 | 20,856 | 1,443 | 4,877 | 27,176 |
| Purchases/additions | – | 137 | 1,539 | 1,676 |
| Transfer out | 3,338 | – | (3,338) | – |
| Amortisation provided during the year | (2,066) | (345) | – | (2,411) |
| At 31 December 2022 | 22,128 | 1,235 | 3,078 | 26,441 |
| At 31 December 2022: | | | | |
| Cost | 35,177 | 3,171 | 3,078 | 41,426 |
| Accumulated amortisation | (11,039) | (1,936) | – | (12,975) |
| Impairment | (2,010) | – | – | (2,010) |
| Net carrying amount | 22,128 | 1,235 | 3,078 | 26,441 |

16. INVESTMENTS IN JOINT VENTURES

| | 2023 RMB'000 | 2022 RMB'000 |
|---------------------|-----------------|-----------------|
| Share of net assets | 11,953 | 12,016 |

NOTES TO FINANCIAL STATEMENTS

31 December 2023

16. INVESTMENTS IN JOINT VENTURES (Continued)

Particulars of the Group's joint ventures are as follows:

| Name | Particulars of issued shares held | Place of registration | Percentage of | | | Principal activity |
|---|-----------------------------------|-----------------------|--------------------|--------------|----------------|---|
| | | | Ownership interest | Voting power | Profit sharing | |
| Beijing Yanqi Lake Resort Co., Ltd. ("Yanqi Lake") (北京雁栖湖度假村有限公司) | Registered capital of RMB1 each | PRC | 50% | 50% | 50% | Accommodation and real estate development |
| Suzhou Otian Medical Co., Ltd. ("Suzhou Otian") (蘇州奧潤醫療科技有限公司) | Registered capital of RMB1 each | PRC | 35% | 35% | 35% | Production of scientific instruments |

The above investments are directly held by the Company.

On 18 November 2020, Zhongke (Beijing) Fund Management Company Limited ("Zhongke Fund"), a previous subsidiary to the Company, transferred 50% of its equity interest in Yanqi Lake to the Company to offset due amounts owed by Zhongke Fund to the Company, as disclosed in note 21 to the financial statements.

The following table illustrates the summarised financial information in respect of Yanqi Lake adjusted for any differences in accounting policies in joint ventures in the financial statements:

| | 2023 RMB'000 | 2022 RMB'000 |
|---------------------------------------|-----------------|-----------------|
| Current assets | 92 | 92 |
| Non-current assets | 68,978 | 68,978 |
| Current liabilities | (12,869) | (12,743) |
| Non-current liabilities | (37,094) | (37,094) |
| Net assets | 19,107 | 19,233 |
| Share of the joint venture's results: | | |
| Total expenses | (126) | (91) |
| Net loss | (126) | (91) |

Suzhou Otian has been in dormant status since 2016 according to management's decision. Based on the status and forecast of the joint venture, the investment has been fully impaired. The Company has discontinued the recognition of its share of losses of Suzhou Otian since the year of 2017. The total amounts of the Group's unrecognised share of losses of Suzhou Otian for the current year and cumulatively were nil (2022: nil) and RMB1,008,000 (2022: RMB1,008,000), respectively. Suzhou Otian has been closed on 18, January 2024.

NOTES TO FINANCIAL STATEMENTS

31 December 2023

17. INVESTMENTS IN ASSOCIATES

| | 2023 | 2022 |
|---------------------|----------------|---------|
| | RMB'000 | RMB'000 |
| Share of net assets | 66,497 | 54,088 |

Particulars of the associates are as follows:

| Name | Place of registration and business | Percentage of ownership interest attributable to the Group | Principal activities |
|---|---|---|---|
| Sinofn (Tianjin) Pharm-Tech Co., Ltd. ("Sinofn Tianjin") (中恩(天津)醫藥科技有限公司) | PRC | 39.21% | Wholesale of pre-packaged healthcare food |

Sinofn Tianjin is considered a material associate of the Group, which is engaged in the manufacture and wholesale of prepacked food and is accounted for using the equity method.

NOTES TO FINANCIAL STATEMENTS

31 December 2023

17. INVESTMENTS IN ASSOCIATES (Continued)

The following table illustrates the summarised financial information in respect of Sinofn Tianjin adjusted for any differences in accounting policies and reconciled to the carrying amount in the consolidated financial statements:

| | 2023 RMB'000 | 2022 RMB'000 |
|--|-----------------|-----------------|
| Current assets | 67,472 | 54,045 |
| Non-current assets, excluding goodwill | 179,644 | 172,934 |
| Current liabilities | (51,061) | (77,601) |
| Non-current liabilities | (26,463) | (11,434) |
| | 169,592 | 137,944 |
| Reconciliation to the Group's interest in the associate: | | |
| Proportion of the Group's ownership | 39.21% | 39.21% |
| Group's share of net assets of the associate | 66,497 | 54,088 |
| Carrying amount of the investment | 66,497 | 54,088 |
| Revenue | 153,421 | 123,754 |
| Profit for the year | 31,648 | 16,782 |
| Total comprehensive income for the year | 31,648 | 16,782 |

18. LONG-TERM RECEIVABLES

| | 2023 RMB'000 | 2022 RMB'000 |
|---|-----------------|-----------------|
| Receivables from sales and other deposits | 500 | 2,700 |

19. INVENTORIES

| | 2023 RMB'000 | 2022 RMB'000 |
|---------------------|-----------------|-----------------|
| Raw materials | 26,034 | 21,514 |
| Work in progress | 3,267 | 3,888 |
| Semi-finished goods | 1,425 | 2,237 |
| Finished goods | 43,498 | 44,495 |
| | 74,224 | 72,134 |
| Impairment | (13,814) | (16,648) |
| | 60,410 | 55,486 |

NOTES TO FINANCIAL STATEMENTS

31 December 2023

20. TRADE AND BILLS RECEIVABLES

| | 2023 RMB'000 | 2022 RMB'000 |
|-----------------------------|-----------------|-----------------|
| Trade and bills receivables | 183,300 | 219,443 |
| Impairment | (4,502) | (3,932) |
| | 179,798 | 215,511 |

The Group's customers include established customers and distributor customers. The established customers represent the hospital customers which purchased the Group's products for clinical, physical examination or scientific research uses. Except for certain established customers of the Group, which have been granted with payment terms ranging from four to twelve months. The credit periods of the Group granted to its customers are generally 3 months. The Group seeks to maintain strict control over its outstanding receivables and overdue balances are reviewed regularly by senior management. The Group does not hold any collateral or other credit enhancements over its trade receivable balances. Trade receivables are non-interest-bearing.

An ageing analysis of the trade and bills receivables as at the end of the reporting period, based on the invoice date and net of loss allowance, is as follows:

| | 2023 RMB'000 | 2022 RMB'000 |
|-----------------|-----------------|-----------------|
| Within 3 months | 51,665 | 81,667 |
| 4 to 6 months | 26,315 | 30,446 |
| 7 to 12 months | 38,179 | 44,433 |
| 1 to 2 years | 55,167 | 28,087 |
| Over 2 years | 8,472 | 30,878 |
| | 179,798 | 215,511 |

An ageing analysis of the trade and bills receivables by type of customers as at the end of the reporting period is as follows:

| | Established customers RMB'000 | Other customers RMB'000 | Total RMB'000 |
|---------------|-------------------------------------|----------------------------|------------------|
| Within 1 year | 88,196 | 27,963 | 116,159 |
| 1 to 2 years | 44,669 | 10,498 | 55,167 |
| Over 2 years | 8,319 | 153 | 8,472 |
| | 141,184 | 38,614 | 179,798 |

NOTES TO FINANCIAL STATEMENTS

31 December 2023

20. TRADE AND BILLS RECEIVABLES (Continued)

The movements in loss allowance for impairment of trade receivables are as follows:

| | 2023 RMB'000 | 2022 RMB'000 |
|----------------------------|-----------------|-----------------|
| At beginning of year | 3,932 | 3,465 |
| Impairment losses (note 6) | 570 | 467 |
| At end of year | 4,502 | 3,932 |

The established customers namely, public hospitals, have no intention not to comply with their payment obligations in the respective contracts. Those hospital customers have been paying faster this year. Therefore, the Group did not expect any risk of non-collection of the overdue amounts from such established customers in general. Other customers mainly include distributors and government organizations. Due to the good creditworthiness of the government organizations, the Group did not generally expect any risk of non-collection of the overdue amounts from such customers. For distributors, the Group uses a provision matrix to perform an impairment analysis of trade receivables.

An impairment analysis is performed at each reporting date using a provision matrix to measure expected credit losses. The provision rates are based on the days from the billing date for groupings of various customer segments with similar loss patterns. The calculation reflects the probability-weighted outcome, the time value of money and reasonable and supportable information that is available at the reporting date about past events, current conditions and forecasts of future economic conditions.

Set out below is the information about the credit risk exposure on the Group's trade receivables using a provision matrix:

As at 31 December 2023

| | Current | Past due | | | Total |
|----------------------------------|---------|---------------------|-----------------|-----------------|--------|
| | | Less than 1 year | 1 to 2 years | Over 2 Years | |
| Expected credit loss rate | – | 4% | 6% | 95% | 10% |
| Gross carrying amount (RMB'000) | 23,684 | 3,898 | 3,643 | 3,278 | 34,503 |
| Expected credit losses (RMB'000) | – | 157 | 219 | 3,125 | 3,501 |

As at 31 December 2022

| | Current | Past due | | | Total |
|----------------------------------|---------|---------------------|-----------------|-----------------|--------|
| | | Less than 1 year | 1 to 2 years | Over 2 Years | |
| Expected credit loss rate | – | 3% | 10% | 96% | 9% |
| Gross carrying amount (RMB'000) | 27,706 | 6,472 | 2,009 | 3,283 | 39,470 |
| Expected credit losses (RMB'000) | – | 166 | 207 | 3,163 | 3,536 |

NOTES TO FINANCIAL STATEMENTS

31 December 2023

21. PREPAYMENTS, OTHER RECEIVABLES AND OTHER ASSETS

| | Notes | 2023 RMB'000 | 2022 RMB'000 |
|--------------------------------|-------|-----------------|-----------------|
| Due from Zhongke Fund | (a) | 31,156 | 31,156 |
| Prepayments | | 5,182 | 10,998 |
| Deposits and other receivables | (b) | 12,580 | 13,017 |
| | | 48,918 | 55,171 |
| Impairment allowance: | | | |
| Others | (b) | (2,396) | (6,058) |
| | | 46,522 | 49,113 |

- (a) The Company sold its 51% equity interest in Zhongke Fund to Beijing Hengxing Huawei Commerce Co., Ltd. ("Beijing Hengxing") on 25 December 2019. Zhongke Fund ceased to be a subsidiary of the Company thereafter. Before the disposal, the Company had provided loans to Zhongke Fund with the principals of RMB163.2 million and interest of RMB21.1 million to support its business operation; and the aggregated amounts due on 31 December 2019 totalled to RMB184.3 million. These loans had various repayment dates with different interest rates.

On 26 December 2019, the Company, Zhongke Fund, Yanqi Lake and Ms. Lin Rongjia, the 70% equity interest holder of Beijing Hengxing, entered into a facility and guarantee agreement regarding the repayment of payables amounting to RMB184.3 million owed by Zhongke Fund. Pursuant to the agreement:

- (i) RMB184.3 million shall be repaid by Zhongke Fund on or before 30 June 2020; and
- (ii) a guarantee was given by each of Yanqi Lake and Ms. Lin Rongjia jointly in favour of the Company to guarantee Zhongke Fund's repayment of all amounts due under the facility and guarantee agreement.

The Company estimated the expected cash shortfalls on the existing conditions and information available before/as of 31 December 2019 (including but not limited to the probable recoverable amounts from the guarantee provided by each of Yanqi Lake and Ms. Lin Rongjia jointly in favour of the Company on 26 December 2019). According to the PRC laws, Yanqi Lake and Ms. Lin Rongjia, being the guarantors, are liable to settle the outstanding amount caused by Zhongke Fund's default with three properties which could be claimed under the guarantee. The Company recognised an expected credit loss of RMB138.5 million for these amounts due from Zhongke Fund on 31 December 2019.

NOTES TO FINANCIAL STATEMENTS

31 December 2023

21. PREPAYMENTS, OTHER RECEIVABLES AND OTHER ASSETS *(Continued)*

(a) *(Continued)*

On 27 October 2020, the Company, Zhongke Fund, Yanqi Lake and Ms. Lin Rongjia proceeded to Beijing Association for Alternative Dispute Resolution to mediate the settlement issue in relation to RMB184.3 million payable by Zhongke Fund, previously specified in the facility and guarantee agreement dated 26 December 2019.

As of 30 June 2020, Zhongke Fund repaid RMB10.0 million to the Company, and the accumulate interest expense was approximately RMB8.5 million. The total payables amounted to RMB182.8 million.

On 5 November 2020, all the four parties received a civil judgement (the "Civil Judgement") from the No. 1 Intermediate People's Court of Beijing Municipality ruling that the agreement reached among all four parties at the mediation is valid and all parties shall perform their respective obligations thereunder. Should any party fail to perform its obligation(s), the other parties may apply to the People's Court to enforce the Civil Judgement. A summary of the said mediation agreement reached by the four parties is set out as follows:

- (1) Zhongke Fund shall transfer 50% of its equity interest in Yanqi Lake to the Company before 13 November 2020 for the purpose of offsetting RMB145.0 million owed by Zhongke Fund to the Company under the facility and guarantee agreement; and
- (2) Zhongke Fund shall repay in cash the remaining balance of the outstanding principals and interest in the total amount of RMB37.8 million to the Company before 30 November 2020, the responsibility of which are jointly guaranteed by Yanqi Lake and Ms. Lin Rongjia.

On 18 November 2020, Zhongke Fund completed the transfer of 50% of its equity interest in Yanqi Lake to the Company. In 2021, the Company received RMB3.3 million in cash.

In 2022, the Company received RMB3.3 million in cash. The fair value of the 50% equity interest in Yanqi Lake together with the guarantees provided by guarantors was approximately RMB68.9 million based on the Company's estimate.

In 2023, the fair value of the 50% equity interest in Yanqi Lake together with the guarantees provided by guarantors was approximately RMB71 million based on the Company's estimate.

(b) Deposits and other receivables included the loan to a related party. On 26 December 2023, the Group provided a loan to Tashi Biotechnology (Suzhou) Co., Ltd. amounted to RMB1.5 million. The loan was collected on 8 January 2024 with no interest incurred.

For financial assets included in deposits and other receivables, expected credit losses are estimated by applying a loss rate approach with reference to the historical loss record of the Group. The loss rate is adjusted to reflect the current conditions and forecasts of future economic conditions, as appropriate.

NOTES TO FINANCIAL STATEMENTS

31 December 2023

22. CASH AND CASH EQUIVALENTS

| | 2023 RMB'000 | 2022 RMB'000 |
|---------------------------|-----------------|-----------------|
| Cash and bank balances | 63,410 | 77,349 |
| Cash and cash equivalents | 63,410 | 77,349 |

At the end of the reporting period, the cash and bank balances of the Group denominated in RMB amounted to RMB54,225,000 (2022: RMB74,848,000). The RMB is not freely convertible into other currencies, however, under Chinese Mainland's Foreign Exchange Control Regulations and Administration of Settlement, Sale and Payment of Foreign Exchange Regulations, the Group is permitted to exchange RMB for other currencies through banks authorised to conduct foreign exchange business.

Cash at banks earns interest at floating rates based on daily bank deposit rates. The bank balances and time deposits are deposited with creditworthy banks with no recent history of default.

23. TRADE PAYABLES

An ageing analysis of the trade payables as at the end of the reporting period, based on the invoice date, is as follows:

| | 2023 RMB'000 | 2022 RMB'000 |
|-----------------|-----------------|-----------------|
| Within 3 months | 26,827 | 25,795 |
| 4 to 6 months | 10,299 | 8,308 |
| 7 to 12 months | 12,142 | 30,869 |
| 1 to 2 years | 22,204 | 39,181 |
| Over 2 years | 40,068 | 32,861 |
| | 111,540 | 137,014 |

The trade payables are non-interest-bearing and are normally settled on credit terms ranging from 30 to 90 days. The balance with aging over 1 year is generally due to that the vendors extended their credit terms to the Group.

NOTES TO FINANCIAL STATEMENTS

31 December 2023

24. OTHER PAYABLES AND ACCRUALS

| | Notes | 2023 RMB'000 | 2022 RMB'000 |
|-------------------------------|-------|-----------------|-----------------|
| Other payables | | 22,227 | 26,114 |
| Salaries and welfare payables | | 12,703 | 10,999 |
| Contract liabilities | (a) | 12,235 | 7,544 |
| Accrued expenses | | 3,961 | 6,127 |
| Other tax payable | | 3,640 | 6,711 |
| Advances from customers | | – | 4,086 |
| Due to a shareholder | (b) | 4,000 | 3,500 |
| Accrued interests | | 4,243 | 3,858 |
| | | 63,009 | 68,939 |

- (a) Contract liabilities include short-term advances received to deliver in-vitro diagnostic reagents and machinery.
- (b) The balance as at 31 December 2023 represented the amount due to the Institute of Biophysics (“IBP”), which indirectly held 21.64% equity interest of the Group, included an accrued technical service fee of RMB4.0 million (2022: RMB3.5 million) for the right to use technical know-how held by IBP. The amount due to IBP is unsecured, interest-free and has no fixed terms of repayment.

25. INTEREST-BEARING BANK AND OTHER BORROWINGS

| | 31 December 2023 | | | 31 December 2022 | | |
|--------------------------|-----------------------------------|----------|----------------|-----------------------------------|----------|----------------|
| | Effective interest rate (%) | Maturity | RMB'000 | Effective interest rate (%) | Maturity | RMB'000 |
| Current | | | | | | |
| Bank loans – secured | 3.95-4.15 | 2024 | 75,200 | 3.60-4.85 | 2023 | 96,550 |
| Bank loans – unsecured | 3.25-5.50 | 2024 | 32,990 | 3.95 | 2023 | 6,000 |
| Other loans – secured | 5.55-6.80 | 2024 | 27,547 | 5.60-6.80 | 2023 | 31,003 |
| Other loans – unsecured* | 9 | 2024 | 5,000 | | | – |
| | | | 140,737 | | | 133,553 |
| Non-current | | | | | | |
| Other loans – secured | – | | | 5.60-6.80 | 2024 | 7,548 |
| Bank loans – unsecured | 3.60 | 2026 | 1,980 | | | – |
| | | | 142,717 | | | 141,101 |

* On 16 February 2023, the Group borrowed RMB5.0 million from a third party individual, with a loan term of one year and an annualized interest rate of 9%. By the end of the reporting date, the loan has not been repaid. The Group is currently negotiating with the lender for a loan extension.

NOTES TO FINANCIAL STATEMENTS

31 December 2023

25. INTEREST-BEARING BANK AND OTHER BORROWINGS *(Continued)*

| | 2023 RMB'000 | 2022 RMB'000 |
|---|-----------------|-----------------|
| Analysed into: | | |
| Bank and other loans repayable: | | |
| Within one year | 140,737 | 133,553 |
| In the second to third years, inclusive | 1,980 | 7,548 |
| | 142,717 | 141,101 |

Details of the pledged assets for the secured interest-bearing bank and other borrowings are disclosed in note 12 and note 13 to the financial statements.

26. DEFERRED TAX

The movements in deferred tax assets and liabilities during the year are as follows:

Deferred tax assets

| | 2023 | | | |
|--|--------------------------------|------------------------------------|-------------------|------------------|
| | Accrued expenses RMB'000 | Impairment of assets RMB'000 | Others RMB'000 | Total RMB'000 |
| At 1 January 2023 | 707 | 2,965 | 262 | 3,934 |
| Deferred tax credited to the statement of profit or loss during the year <i>(note 10)</i> | (261) | (289) | (155) | (705) |
| At 31 December 2023 | 446 | 2,676 | 107 | 3,229 |
| | | | | |
| | 2022 | | | |
| | Accrued expenses RMB'000 | Impairment of assets RMB'000 | Others RMB'000 | Total RMB'000 |
| At 1 January 2022 | 263 | 2,918 | 306 | 3,487 |
| Deferred tax credited to the statement of profit or loss during the year <i>(note 10)</i> | 444 | 47 | (44) | 447 |
| At 31 December 2022 | 707 | 2,965 | 262 | 3,934 |

NOTES TO FINANCIAL STATEMENTS

31 December 2023

26. DEFERRED TAX (Continued)

Deferred tax liabilities

| | 2023 | | |
|--|--------------------------------------|-------------------|------------------|
| | Depreciation of assets RMB'000 | Others RMB'000 | Total RMB'000 |
| At 1 January 2023 | 3,787 | 3,412 | 7,199 |
| Deferred tax charged to the statement of profit or loss during the year (note 10) | (1,233) | (404) | (1,637) |
| At 31 December 2023 | 2,554 | 3,008 | 5,562 |

| | 2022 | | |
|--|--------------------------------------|-------------------|------------------|
| | Depreciation of assets RMB'000 | Others RMB'000 | Total RMB'000 |
| At 1 January 2022 | 3,269 | 4,322 | 7,591 |
| Deferred tax charged to the statement of profit or loss during the year (note 10) | 518 | (910) | (392) |
| At 31 December 2022 | 3,787 | 3,412 | 7,199 |

The Group has tax losses arising in Chinese Mainland of RMB151,601,000 (2022: RMB118,639,000) that will expire in one to ten years for offsetting against future taxable profits. Deferred tax assets have not been recognised in respect of these losses as it is not considered probable that taxable profits will be available against which the tax losses can be utilised.

27. DEFERRED INCOME

Various government grants have been received for setting up research and development activities and acquisition of required assets. Government grants received which relate to assets or for which related expenditure has not yet been undertaken are included in deferred income in the statement of financial position and will be released to the statement of profit or loss over the expected useful life of the relevant assets by equal annual instalments or when the related expenses have been incurred. There are no unfulfilled conditions or contingencies relating to these grants, except that they must be used for research and development activities or acquisition of the required assets.

NOTES TO FINANCIAL STATEMENTS

31 December 2023

28. SHARE CAPITAL

| | 2023 RMB'000 | 2022 RMB'000 |
|--|-----------------|-----------------|
| Registered, issued and fully paid: | | |
| 80,421,033 (2022: 80,421,033) domestic shares of RMB1 each | 80,421 | 80,421 |
| 64,286,143 (2022: 64,286,143) H shares of RMB1 each | 64,286 | 64,286 |
| | 144,707 | 144,707 |

29. RESERVES

The amounts of the Group's reserves and the movements therein for the current and prior years are presented in the consolidated statement of changes in equity on pages 9 and 10 of the financial statements.

30. PARTLY-OWNED SUBSIDIARIES WITH MATERIAL NON-CONTROLLING INTERESTS

Details of the Group's subsidiaries that have material non-controlling interests are set out below:

| | 2023 | 2022 |
|--|--------|--------|
| Percentage of equity interest held by non-controlling interests: | | |
| Zhongsheng Jinyu | 54.10% | 54.10% |
| Anhui Biosino | 49.00% | 49.00% |
| Biosino Suzhou | 17.01% | 9.50% |

NOTES TO FINANCIAL STATEMENTS

31 December 2023

30. PARTLY-OWNED SUBSIDIARIES WITH MATERIAL NON-CONTROLLING INTERESTS (Continued)

| | 2023 RMB'000 | 2022 RMB'000 |
|---|-----------------|-----------------|
| Profit/(loss) for the year allocated to non-controlling interests: | | |
| Zhongsheng Jinyu | (6,388) | 2,619 |
| Anhui Biosino | 1,977 | 4,260 |
| Biosino Suzhou | (2,967) | (1,077) |
| Accumulated balances of non-controlling interests at the reporting dates: | | |
| Zhongsheng Jinyu | 8,724 | 15,112 |
| Anhui Biosino | 17,440 | 15,463 |
| Biosino Suzhou | (4,768) | (2,153) |

The following tables illustrate the summarised financial information of the above subsidiaries. The amounts disclosed are before any inter-company elimination:

| 2023 | Zhongsheng Jinyu RMB'000 | Anhui Biosino RMB'000 | Biosino Suzhou RMB'000 |
|--|--------------------------------|-----------------------------|------------------------------|
| Revenue | 27,627 | 64,232 | 21,084 |
| Total expenses | (39,129) | (60,197) | (45,123) |
| Profit/(loss) for the year | (11,502) | 4,035 | (24,039) |
| Total comprehensive income/(loss) for the year | (11,502) | 4,035 | (24,039) |
| Current assets | 24,706 | 145,406 | 24,927 |
| Non-current assets | 25,922 | 2,620 | 27,590 |
| Current liabilities | 33,495 | 114,708 | 80,278 |
| Non-current liabilities | 3,102 | 273 | 2,437 |
| Net assets | 14,031 | 33,045 | (30,198) |
| Non-controlling interests | 8,724 | 17,440 | (4,768) |
| Net cash flows from/(used in) operating activities | (5,867) | 2,790 | (13,913) |
| Net cash flows used in investing activities | (4,967) | - | (11,590) |
| Net cash flows from financing activities | 4,812 | 3,467 | 30,478 |
| Net increase/(decrease) in cash and cash equivalents | (6,022) | 6,257 | 4,975 |

NOTES TO FINANCIAL STATEMENTS

31 December 2023

30. PARTLY-OWNED SUBSIDIARIES WITH MATERIAL NON-CONTROLLING INTERESTS (Continued)

| 2022 | Zhongsheng Jinyu RMB'000 | Anhui Biosino RMB'000 | Biosino Suzhou RMB'000 |
|--|--------------------------------|-----------------------------|---------------------------|
| Revenue | 71,369 | 90,307 | 11,060 |
| Total expenses | (66,211) | (81,613) | (24,909) |
| Profit/(loss) for the year | 5,158 | 8,694 | (13,849) |
| Total comprehensive income for the year | 5,158 | 8,694 | (13,849) |
| Current assets | 31,390 | 159,151 | 15,142 |
| Non-current assets | 28,428 | 2,882 | 24,169 |
| Current liabilities | 29,584 | 132,938 | 59,306 |
| Non-current liabilities | 4,701 | 85 | 2,664 |
| Net assets | 25,533 | 29,010 | (22,659) |
| Non-controlling interests | 15,112 | 15,463 | (2,153) |
| Net cash flows from/(used in) operating activities | 8,290 | 14,586 | (14,117) |
| Net cash flows (used in)/from investing activities | (2,492) | 170 | (3,859) |
| Net cash flows (used in)/from financing activities | (1,968) | (1,949) | 20,097 |
| Net increase in cash and cash equivalents | 3,830 | 12,807 | 2,121 |

NOTES TO FINANCIAL STATEMENTS

31 December 2023

31. NOTES TO THE CONSOLIDATED STATEMENT OF CASH FLOWS

(a) Changes in liabilities arising from financing activities

2023

At 31 December 2022
Interest expense
Changes from financing cash flows

At 31 December 2023

2022

At 31 December 2021
New leases
Interest expense
Changes from financing cash flows

At 31 December 2022

| | Bank and other borrowings RMB'000 | Lease liabilities RMB'000 |
|-----------------------------------|---|---------------------------------|
| At 31 December 2022 | 141,101 | 10,587 |
| Interest expense | – | 618 |
| Changes from financing cash flows | 1,616 | (2,472) |
| At 31 December 2023 | 142,717 | 8,733 |
| At 31 December 2021 | 161,783 | 11,748 |
| New leases | – | 3,096 |
| Interest expense | – | 685 |
| Changes from financing cash flows | (20,682) | (4,942) |
| At 31 December 2022 | 141,101 | 10,587 |

(b) Total cash outflow for leases

The total cash outflow for leases included in the statement of cash flows is as follows:

Within financing activities

| | 2023 RMB'000 | 2022 RMB'000 |
|-----------------------------|-----------------|-----------------|
| Within financing activities | (2,472) | (4,942) |

NOTES TO FINANCIAL STATEMENTS

31 December 2023

32. CONTINGENT LIABILITIES

At the end of the reporting period, contingent liabilities not provided for in the financial statements were as follows:

| | 2023 RMB'000 | 2022 RMB'000 |
|--|-----------------|-----------------|
| Counter-guarantees given to a security company in connection with loans | 10,000 | 20,000 |

33. PLEDGE OF ASSETS

Details of the Group's assets pledged for the Group's bank and other loans are included in note 12 and note 13 to the financial statements.

34. COMMITMENTS

The Group had the following capital commitments at the end of the reporting period:

| | 2023 RMB'000 | 2022 RMB'000 |
|--|-----------------|-----------------|
| Contracted, but not provided for: Know-how, patents and license | 458 | 958 |

On 9 December 2004, the Company and its substantial shareholder, IBP, entered into an exclusive technology licensing agreement (the "Licensing Agreement") with regard to the production of diagnostic reagents by employing the technologies owned by IBP (the "Reagent Technologies"). Pursuant to the Licensing Agreement, the Company is required to pay a fee of RMB500,000 per annum to IBP for 20 years, commencing on the effective date of the Licensing Agreement. As at 31 December 2023, the technical service fees payable by the Group of RMB4,000,000 (31 December 2022: RMB3,500,000) were included in the amount due to a shareholder in note 24(b) to the financial statements.

NOTES TO FINANCIAL STATEMENTS

31 December 2023

35. RELATED PARTY TRANSACTIONS

- (a) In addition to the transactions detailed elsewhere in these financial statements, the Group had the following transactions with related parties during the year:

| | | 2023 RMB'000 | 2022 RMB'000 |
|---|-----------|-----------------|-----------------|
| Annual technical service fee to IBP | <i>i</i> | 500 | 500 |
| Sales of products | | | |
| Anhui Guoke Kangyi Medical Technology Co., Ltd. | <i>ii</i> | 1,248 | 1,189 |
| Purchase of products and materials | | | |
| Anhui Guoke Kangyi Medical Technology Co., Ltd. | <i>ii</i> | 3,805 | 15,799 |
| Borrowing | | | |
| Anhui Guoke Kangyi Medical Technology Co., Ltd. | <i>ii</i> | 2,000 | – |
| Repayments | | | |
| Tashi Biotechnology (Suzhou) Co., Ltd. | | 1,500 | – |
| Anhui Guoke Kangyi Medical Technology Co., Ltd. | <i>ii</i> | 2,000 | – |
| Interest expense | | | |
| Anhui Guoke Kangyi Medical Technology Co., Ltd. | <i>ii</i> | 132 | – |

- (b) Outstanding balances with related parties:

| | | 2023 RMB'000 | 2022 RMB'000 |
|---|------------|-----------------|-----------------|
| Other payable | | | |
| Institute of Biophysics (“IBP”) | <i>i</i> | 4,000 | 3,500 |
| Anhui Guoke Kangyi Medical Technology Co., Ltd. | | 100 | 100 |
| Other receivables | | | |
| Tashi Biotechnology (Suzhou) Co., Ltd. | <i>iii</i> | 1,500 | – |
| Trade receivables | | | |
| Anhui Guoke Kangyi Medical Technology Co., Ltd. | <i>ii</i> | 78 | 181 |
| Trade payables | | | |
| Anhui Guoke Kangyi Medical Technology Co., Ltd. | <i>ii</i> | 616 | 1,110 |

NOTES TO FINANCIAL STATEMENTS

31 December 2023

35. RELATED PARTY TRANSACTIONS (Continued)

(c) Compensation of key management personnel of the Group

| | 2023 RMB'000 | 2022 RMB'000 |
|---|-----------------|-----------------|
| Short-term employee benefits | 7,258 | 7,730 |
| Post-employment benefits | 401 | 475 |
| Total compensation paid to key management personnel | 7,659 | 8,205 |

Further details of directors' and supervisors' emoluments are included in note 8 to the financial statements.

Notes:

- (i) Annual technical service fee to IBP has been disclosed in notes 24(b).
- (ii) Anhui Guoke Kangyi Medical Technology Co., Ltd. ("Guoke Kangyi") was controlled by Chen Peng, an executive director of the Group. The Group borrowed RMB2 million from Guoke Kangyi in January 2023, and repaid in November 2023 with the interest rate at 8%. The sales and purchase from Guoke Kangyi constitute continuing connected transactions as defined in Listing Rules.
- (iii) Tashi Biotechnology (Suzhou) Co., Ltd. ("Tashi Suzhu") was directly held by Chen Peng, an executive director of the Group with the shareholding of 19%. The balance with Tashi Suzhou has been disclosed in notes 21(b).

36. FINANCIAL INSTRUMENTS BY CATEGORY

The carrying amounts of each of the categories of financial instruments as at the end of the reporting period are as follows:

2023**Financial assets**

| | Financial assets at amortised cost RMB'000 |
|--|--|
| Long-term receivables | 500 |
| Trade and bills receivables | 179,798 |
| Financial assets included in prepayments, other receivables and other assets | 41,340 |
| Cash and cash equivalents | 63,410 |
| | 285,048 |

NOTES TO FINANCIAL STATEMENTS

31 December 2023

36. FINANCIAL INSTRUMENTS BY CATEGORY *(Continued)***Financial liabilities**

Interest-bearing bank and other borrowings
Trade payables
Financial liabilities included in other payables and accruals

**Financial
liabilities at
amortised cost
RMB'000**

142,717
111,540
30,470

284,727

2022

Financial assets
**Financial assets at
amortised cost
RMB'000**

Long-term receivables
Trade and bills receivables
Financial assets included in prepayments, other receivables and other assets
Cash and cash equivalents

2,700
215,511
38,115
77,349

333,675

Financial liabilities
**Financial liabilities
at amortised cost
RMB'000**

Interest-bearing bank and other borrowings
Trade payables
Financial liabilities included in other payables and accruals

141,101
137,014
33,472

311,587

NOTES TO FINANCIAL STATEMENTS*31 December 2023***37. FINANCIAL RISK MANAGEMENT OBJECTIVES AND POLICIES**

The Group's principal financial instruments comprise cash and cash equivalents, trade and bills receivables, financial assets included in prepayments, other receivables and other assets. The main purpose of these financial instruments is to raise finance for the Group's operations. The Group has various other financial assets and liabilities, such as trade receivables, financial assets included in prepayments, other receivables and other assets, trade payables and financial liabilities included in other payables and accruals, which arise directly from its operations.

The main risks arising from the Group's financial instruments are interest rate risk, foreign currency risk, credit risk and liquidity risk. The board of directors reviews and agrees policies for managing each of these risks and they are summarised below:

Interest rate risk

In the opinion of the directors, the Group has no significant concentration of interest rate risk since the interest rates of the Group's loans are not floating.

Foreign currency risk

The Group's businesses are mostly located in the PRC and most transactions are conducted in RMB, except that the Group occasionally purchases equipment and some in-vitro diagnostic reagent products from overseas countries for resale in the PRC and there are administrative expenses incurred by a Canadian subsidiary. A small amount of cash denominated in Hong Kong dollars ("HK\$") is placed in bank accounts in Hong Kong for payments of miscellaneous expenses such as professional fees incurred in Hong Kong. In the opinion of the directors, the Group has no significant concentration of foreign currency risk.

Credit risk

The Group is exposed to credit risk in relation to its trade and bills receivables, other receivables, and cash and cash equivalents.

The Group expects that there is no significant credit risk associated with cash and cash equivalents since they are substantially deposited at state-owned banks and other medium or large-sized listed banks. Management does not expect that there will be any significant losses from non-performance by these counterparties.

The Group trades only with recognized and creditworthy third parties. Concentrations of credit risk are managed by analysis by customer/counterparty. There are no significant concentrations of credit risk within the Group as the customer bases of the Group's trade receivables and other receivables are widely dispersed. The expected credit losses for trade receivables are disclosed in note 20. Financial assets included in prepayments, other receivables and other assets mainly represent other receivables from employees, advances and deposits with suppliers. Credit risk is managed by analysis by counterparties, as no comparable companies with credit ratings can be identified. Expected credit losses are estimated with reference to the historical loss record of the Group and other reasonable forward-looking information, which resulted in expected credit losses of RMB89,000 as at December 31, 2023 (2022: RMB467,000). In addition, receivable balances are monitored on an ongoing basis and the Group's exposure to bad debts is not significant. Further quantitative data in respect of the Group's exposure to credit risk arising from trade receivables are disclosed in note 20 to the financial statements.

NOTES TO FINANCIAL STATEMENTS

31 December 2023

37. FINANCIAL RISK MANAGEMENT OBJECTIVES AND POLICIES (Continued)

Liquidity risk

The Group monitors its risk to a shortage of funds using a recurring liquidity planning tool. This tool considers the maturity of both its financial instruments and financial assets (e.g., trade receivables) and projected cash flows from operations.

The Group's objective is to maintain a balance between continuity of funding and flexibility through the use of interest-bearing bank and other borrowings. The directors have reviewed the Group's liquidity position, working capital and capital expenditure requirements and determined that the Group has no significant liquidity risk.

The maturity profile of the Group's financial liabilities as at the end of the reporting period, based on the contractual undiscounted payments, is as follows:

| | 2023 | | | | | Total RMB'000 |
|---|-------------------------|----------------------------------|---|----------------------------|----------------------------|------------------|
| | On demand RMB'000 | Less than 3 months RMB'000 | 3 to less than 12 months RMB'000 | 1 to 5 years RMB'000 | Over 5 years RMB'000 | |
| Interest-bearing bank and other borrowings | – | 9,471 | 134,260 | 2,142 | – | 145,873 |
| Lease liabilities | – | 1,697 | 3,718 | 2,958 | 1,632 | 10,005 |
| Trade payables | 111,540 | – | – | – | – | 111,540 |
| Financial liabilities included in other payable and accruals | – | 30,470 | – | – | – | 30,470 |
| | 111,540 | 41,638 | 137,978 | 5,100 | 1,632 | 297,888 |

| | 2022 | | | | | Total RMB'000 |
|---|-------------------------|----------------------------------|---|----------------------------|----------------------------|------------------|
| | On demand RMB'000 | Less than 3 months RMB'000 | 3 to less than 12 months RMB'000 | 1 to 5 years RMB'000 | Over 5 years RMB'000 | |
| Interest-bearing bank and other borrowings | – | 35,130 | 101,852 | 7,799 | – | 144,781 |
| Lease liabilities | – | 147 | 3,557 | 6,339 | 2,082 | 12,125 |
| Trade payables | 137,014 | – | – | – | – | 137,014 |
| Financial liabilities included in other payable and accruals | – | 33,472 | – | – | – | 33,472 |
| | 137,014 | 68,749 | 105,409 | 14,138 | 2,082 | 327,392 |

NOTES TO FINANCIAL STATEMENTS

31 December 2023

37. FINANCIAL RISK MANAGEMENT OBJECTIVES AND POLICIES *(Continued)***Capital management**

The Group's objectives for managing capital are to safeguard the Group's ability to continue as a going concern in order to provide returns for shareholders and benefits for other stakeholders and to maintain an optimal capital structure to reduce the cost of capital.

In order to maintain or adjust the capital structure, the Group may adjust the amounts of dividends paid to shareholders, return capital to shareholders, issue new shares or sell assets to reduce debt.

The Group monitors capital on the basis of the gearing ratio which is the total liabilities divided by the total assets.

The gearing ratios are as follows:

| | 31 December 2023 RMB'000 | 31 December 2022 RMB'000 |
|-------------------|---|--------------------------------|
| Total liabilities | 331,847 | 369,137 |
| Total assets | 563,251 | 603,244 |
| Gearing ratio | 58.92% | 61.19% |

38. COMPARATIVE AMOUNTS

Certain comparative amounts have been reclassified to conform with the current year's presentation.

NOTES TO FINANCIAL STATEMENTS

31 December 2023

39. STATEMENT OF FINANCIAL POSITION OF THE COMPANY

Information about the statement of financial position of the Company at the end of the reporting period is as follows:

| | 2023 RMB'000 | 2022 RMB'000 |
|---|-----------------|-----------------|
| NON-CURRENT ASSETS | | |
| Property, plant and equipment | 48,141 | 49,360 |
| Other intangible assets | 3,119 | 3,489 |
| Investments in associates | 192,671 | 180,325 |
| Long-term receivables | 500 | 2,700 |
| Deferred tax assets | 3,050 | 3,763 |
| Total non-current assets | 247,481 | 239,637 |
| CURRENT ASSETS | | |
| Inventories | 28,073 | 28,956 |
| Trade and bills receivables | 61,262 | 56,689 |
| Prepayments, other receivables and other assets | 104,861 | 107,888 |
| Cash and cash equivalents | 23,084 | 36,211 |
| Total current assets | 217,280 | 229,744 |
| CURRENT LIABILITIES | | |
| Trade payables | 7,459 | 8,543 |
| Other payables and accruals | 31,393 | 39,073 |
| Tax payable | 290 | 1,470 |
| Interest-bearing bank and other borrowings | 120,520 | 120,976 |
| Total current liabilities | 159,662 | 170,062 |
| NET CURRENT ASSETS | 57,618 | 59,682 |
| TOTAL ASSETS LESS CURRENT LIABILITIES | 305,099 | 299,319 |
| NON-CURRENT LIABILITIES | | |
| Interest-bearing bank and other borrowings | – | 7,548 |
| Deferred income | – | 761 |
| Deferred tax liabilities | 5,273 | 7,098 |
| Total non-current liabilities | 5,273 | 15,407 |
| Net assets | 299,826 | 283,912 |
| EQUITY | | |
| Share capital | 144,707 | 144,707 |
| Reserves (Note 40) | 155,119 | 139,205 |
| Total equity | 299,826 | 283,912 |

NOTES TO FINANCIAL STATEMENTS

31 December 2023

39. STATEMENT OF FINANCIAL POSITION OF THE COMPANY *(Continued)**Note:*

A summary of the Company's reserves is as follows:

| | Capital reserve RMB'000 | Statutory reserve RMB'000 | Retained profits RMB'000 | Total RMB'000 |
|---|---------------------------------------|---|--|-------------------------|
| At 1 January 2023 | 80,486 | 42,272 | 16,447 | 139,205 |
| Total comprehensive income for the year | – | – | 15,914 | 15,914 |
| Accrued statutory reserve | – | 1,481 | (1,481) | – |
| | | | | |
| At 31 December 2023 | 80,486 | 43,753 | 30,880 | 155,119 |

40. APPROVAL OF THE FINANCIAL STATEMENTS

The financial statements were approved and authorised for issue by the board of directors on 27 March 2024.

FIVE YEAR FINANCIAL SUMMARY

A summary of the results and of the assets, liabilities and equity of the Group for the last five financial years is set out below.

RESULTS

| | Year ended 31 December | | | | |
|----------------------------|------------------------|-----------------|-----------------|-----------------|-----------------|
| | 2023 RMB'000 | 2022 RMB'000 | 2021 RMB'000 | 2020 RMB'000 | 2019 RMB'000 |
| REVENUE | 289,073 | 373,071 | 348,225 | 325,256 | 397,408 |
| PROFIT/(LOSS) BEFORE TAX | (17,613) | 18,516 | 6,407 | 2,155 | (114,807) |
| TAX | (1,628) | (4,314) | (3,247) | (2,861) | (3,636) |
| PROFIT/(LOSS) FOR THE YEAR | (19,241) | 14,202 | 3,160 | (706) | (118,443) |
| ATTRIBUTABLE TO: | | | | | |
| Owners of the parent | (11,648) | 8,106 | (1,140) | 2,718 | (110,413) |
| Non-controlling interests | (7,593) | 6,096 | 4,300 | (3,424) | (8,030) |
| | (19,241) | 14,202 | 3,160 | (706) | (118,443) |

ASSETS, LIABILITIES AND EQUITY

| | 31 December | | | | |
|---------------------------|------------------|-----------------|-----------------|-----------------|-----------------|
| | 2023 RMB'000 | 2022 RMB'000 | 2021 RMB'000 | 2020 RMB'000 | 2019 RMB'000 |
| TOTAL ASSETS | 563,251 | 603,244 | 607,761 | 624,614 | 644,963 |
| TOTAL LIABILITIES | (331,847) | (369,137) | (408,349) | (428,343) | (445,738) |
| NET ASSETS | 231,404 | 234,107 | 199,412 | 196,271 | 199,225 |
| REPRESENTED BY: | | | | | |
| EQUITY ATTRIBUTABLE TO: | | | | | |
| OWNERS OF THE PARENT | 210,387 | 205,849 | 176,174 | 177,333 | 174,791 |
| NON-CONTROLLING INTERESTS | 21,017 | 28,258 | 23,238 | 18,938 | 24,434 |
| TOTAL EQUITY | 231,404 | 234,107 | 199,412 | 196,271 | 199,225 |

PUBLICATION OF THIS RESULTS ANNOUNCEMENT AND THE ANNUAL REPORT FOR THE YEAR ENDED 31 DECEMBER 2023

This results announcement is available for viewing on the websites of the Stock Exchange (www.hkexnews.hk) and the Company (www.zhongsheng.com.cn). The annual report for the year ended 31 December 2023 containing all the information required by the GEM Listing Rules and other applicable laws, rules and regulations will be despatched to the Shareholders and published on the above websites in due course.

For and on behalf of the Board
Biosino Bio-Technology and Science Incorporation
Wu Lebin
Chairman and Executive Director

Beijing, the People's Republic of China
27 March 2024

As at the date of this announcement, the Board comprises:

Chairman and executive Director

Mr. Wu Lebin (吳樂斌先生)

Vice chairmen and non-executive Directors

Mr. Yang Peng (楊鵬先生) and Mr. Chen Zhengyong (陳正永先生)

President and executive Director

Mr. Chen Peng (陳鵬先生)

Non-executive Directors

Mr. Li Zhonghua (李忠華先生) and Dr. Gao Guangxia (高光俠博士)

Independent non-executive Directors

Prof. Shen Zuojun (沈佐君教授), Mr. Lu Qi (陸琪先生) and Prof. Shen Jiangang (沈劍剛教授)

This announcement, for which the Directors collectively and individually accept full responsibility, includes particulars given in compliance with the GEM Listing Rules for the purpose of giving information with regard to the Company. The Directors, having made all reasonable enquiries, confirm that, to the best of their knowledge and belief, (1) the information contained in this announcement is accurate and complete in all material respects and not misleading or deceptive; and (2) there are no other matters the omission of which would make any statement herein or this announcement misleading.

This announcement will remain on the "Latest Listed Company Information" page on the website of the Stock Exchange at www.hkexnews.hk for at least 7 days from the date of its posting and on the website of the Company at www.zhongsheng.com.cn.