



瑞聲科技控股有限公司 AAC Technologies Holdings Inc.

(Incorporated in the Cayman Islands with limited liability)
Stock Code: 2018

Annual Report **2022**



AAC Technologies is a leading provider of sensory experience solutions with the goal of building the future of interactive sensory technologies. Through continuous innovation and our global footprint, we have established long-term strategic partnerships with global smart device clients. We have strong capabilities in Acoustics, Optics, Electromagnetic Drives, Sensors and Semiconductors, as well as Precision Manufacturing based on decades of industry experience. AAC Technologies' mission is to create a better sensory experience for the world, and our vision is to become a global leader in sensory technology with a broad solution portfolio. We keep innovating sensory technologies to create new interactive experiences. In the future, we will focus our efforts on smartphones, intelligent vehicles, virtual reality, augmented reality and smart homes to help create a new era of sensory experience.

www.aactechnologies.com

In the event of any inconsistency between the English version and the Chinese version of this annual report, the English version shall prevail.



This annual report is printed on environmentally friendly paper.



Contents

Essence of AAC Technologies	
Corporate Information	2
Core Development Strategies	3
Financial Highlights	6
Global Presence	8
Milestones	10

CEO Statement	12
----------------------	----

Management Discussion and Analysis	
Business and Market Review	14
Performance and Development of Business Segments	15
Financial Review	17
Key Risk Factors	20

Organization	
Biographies of Directors and Senior Management	23

Governance and Sustainability	
Directors' Report	32
Corporate Governance Report	48
Sustainability	78

Auditor's Report and Financial Statements	
Independent Auditor's Report	81
Consolidated Statement of Profit or Loss	85
Consolidated Statement of Profit or Loss and Other Comprehensive Income	86
Consolidated Statement of Financial Position	87
Consolidated Statement of Changes in Equity	89
Consolidated Statement of Cash Flows	91
Notes to the Consolidated Financial Statements	93
5-Year Financial Summary	182

Others	
Investors Information	184
Definition and Glossary	186

The Company has since 2013 issued a stand-alone Sustainability Report every year. The annual Sustainability Report discloses the details of sustainability performance, initiatives and its progress on environmental, social and governance issues for the year. Please visit the website www.aactechnologies.com to download the reports.



Corporate Information

BOARD OF DIRECTORS

Executive Directors

Mr. Pan Benjamin Zhengmin (Chief Executive Officer)
Mr. Mok Joe Kuen Richard

Non-executive Director

Ms. Wu Ingrid Chun Yuan

Independent Non-executive Directors

Mr. Zhang Hongjiang (Chairman of the Board)
Mr. Kwok Lam Kwong Larry
Mr. Peng Zhiyuan
Mr. Au Siu Cheung Albert
(resigned with effect from 31 August 2022)

AUDIT AND RISK COMMITTEE

Mr. Kwok Lam Kwong Larry (Chairman)
(appointed as Chairman with effect from 31 August 2022)
Mr. Au Siu Cheung Albert (Chairman)
(resigned as Chairman with effect from 31 August 2022)
Mr. Peng Zhiyuan
Mr. Zhang Hongjiang
(appointed as member with effect from 31 August 2022)

NOMINATION COMMITTEE

Mr. Zhang Hongjiang (Chairman)
Mr. Kwok Lam Kwong Larry
Mr. Peng Zhiyuan

REMUNERATION COMMITTEE

Mr. Peng Zhiyuan (Chairman)
Mr. Zhang Hongjiang
Mr. Kwok Lam Kwong Larry
(appointed as member with effect from 31 August 2022)
Mr. Au Siu Cheung Albert
(resigned as member with effect from 31 August 2022)

AUTHORIZED REPRESENTATIVES

Mr. Pan Benjamin Zhengmin
Mr. Mok Joe Kuen Richard

JOINT COMPANY SECRETARIES

Mr. Ho Siu Tak Jonathan
Ms. Guan Muye
(appointed with effect from 1 January 2023)

AUDITOR

Deloitte Touche Tohmatsu

LEGAL ADVISORS

Herbert Smith Freehills
JunHe

PRINCIPAL PLACE OF BUSINESS IN HONG KONG

Unit 1605-7, China Evergrande Centre
38 Gloucester Road, Wanchai, Hong Kong

HONG KONG BRANCH SHARE REGISTRAR AND TRANSFER OFFICE

Computershare Hong Kong Investor Services Limited
Shops 1712-1716, 17th Floor, Hopewell Centre
183 Queen's Road East, Wanchai, Hong Kong

REGISTERED OFFICE

Cricket Square, Hutchins Drive
P. O. Box 2681, Grand Cayman, KY1-1111
Cayman Islands

CAYMAN ISLANDS PRINCIPAL SHARE REGISTRAR AND TRANSFER OFFICE

Maples Fund Services (Cayman) Limited
Boundary Hall, Cricket Square
P. O. Box 1093, Grand Cayman, KY1-1102
Cayman Islands

PRINCIPAL BANKERS

Agricultural Bank of China
Bank of China
Bank of Communications
DBS Bank Limited
The Hongkong and Shanghai Banking Corporation Limited
Ping An Bank

STOCK CODE

2018

WEBSITE

www.aactechnologies.com

FINANCIAL YEAR END

31 December


Core Development Strategies

AAC Technologies is determined to offer advanced, proprietary technologies, driving growth through innovation and smart manufacturing capabilities. We continue to penetrate new markets including intelligent vehicles, AR/VR, AIoT, and smart homes through technological innovation, systematic product development and a high standard of quality assurance. We focus on effective management, talent development and social responsibilities to ensure sustainable and high-quality growth.

Core Development Strategies

STRATEGY

The Group always aims to “lead innovation and enhance user experiences”. Focusing on high entry barrier technology and high value-added precision manufacturing business, and establishing the leading edge in each segment, we have achieved sustainable development capability.



“Two-pronged” approach:
Advanced R&D +
Precision Manufacturing



Holistic Solution Platform

Core Development Strategies



Acoustics



Optics



Electromagnetic Drives/
Precision Mechanics



Sensors and
Semiconductors

◆ **CONTINUE TO CONDUCT R&D ON CORE TECHNOLOGIES FOR MAINTAINING THE LEADING POSITION IN THE GLOBAL TECHNOLOGY MARKET:**

Since inception, the Group has identified technology leadership as its competitive strategy. With investment in R&D accounting for 7.5% of revenue in 2022, the Group has set up 18 R&D centers all over the world, with 3,880 R&D talents, and, by 31 December 2022, obtained 6,380 patents, as well as an addition of 2,737 patent applications.

◆ **CONTINUOUSLY DEVELOP ULTRA-PRECISION PRODUCTION TECHNIQUES AND ENHANCE PER CAPITA OUTPUT:**

The Group has implemented an integrated process of R&D and manufacturing with independent R&D initiatives, self-developed equipment and automated production lines. Per capita output has continuously improved by self-developed production techniques, enhanced production yield and our global presence. Our target is to achieve the per capita output level of developed countries.

◆ **ESTABLISH A VERSATILE TECHNOLOGY PLATFORM TO ACHIEVE EFFICIENT USE AND GREATER INTEGRATION OF R&D RESOURCES:**

Our versatile technology platforms enable the Group to invest in specific R&D of these segments: optics, WLG hybrid lens, acoustics, haptics, precision mechanics and MEMS, to maintain technology leader status and innovative capabilities.

◆ **ESTABLISH A VERSATILE EQUIPMENT PLATFORM TO ENHANCE LEVEL OF STANDARDIZATION AND DIGITALIZATION:**

Our self-developed production equipment has been designed with the capability for continuous upgrades and further improvements. Hence, our production lines can be modified flexibly for supporting new requirements of the four business segments. We ensure a quick response to new requirements of production processes for new products, so that new techniques can be implemented. Such enhanced versatility of equipment will significantly reduce investment costs of specific production lines of specific segments.

Financial Highlights

Revenue

(RMB million)

20,625



EBITDA

(RMB million)

4,251



Earnings Per Share

(RMB)

0.69



Free Cash Flow

(RMB million)

2,520



CAPEX/EBITDA

43.5%



Per Capita Output

(RMB)

741,963



Net Asset

(RMB million)

22,196



Net Gearing Ratio

6.2%



ROE

3.8%



Financial Highlights

Summary of Past 5-Year Operating Financial Data

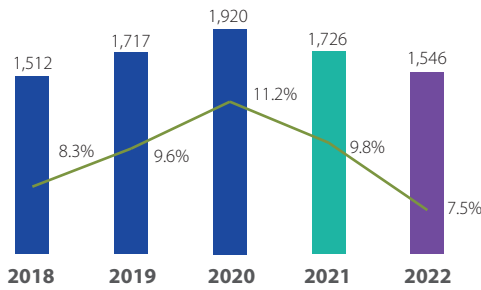
	Year ended 31 December				2022 RMB'000	2022 vs 2021 YoY Increase /(Decrease)
	2018 RMB'000	2019 RMB'000	2020 RMB'000	2021 RMB'000		
Revenue	18,131,153	17,883,757	17,140,219	17,666,967	20,625,092	16.7%
Depreciation and Amortisation	1,763,627	2,176,306	2,477,529	2,702,161	2,986,999	10.5%
Finance costs	217,888	248,210	352,558	415,465	403,084	(3.0%)
Net profit attributable to owners of the Company	3,795,885	2,222,375	1,506,707	1,316,279	821,305	(37.6%)
EBITDA	6,291,817	4,976,938	4,477,686	4,530,502	4,250,762	(6.2%)
CAPEX	(3,903,282)	(3,032,874)	(5,087,990)	(3,548,248)	(1,847,510)	(47.9%)
Taxation paid	(676,286)	(370,068)	(261,953)	(216,633)	(303,514)	40.1%
Changes in working capital	1,149,187	(727,941)	(527,278)	(2,123,494)	420,039	119.8%
Free cash flow	2,861,436	846,055	(1,399,535)	(1,357,873)	2,519,777	
Gross margin	37.2%	28.6%	24.7%	24.7%	18.3%	(6.4ppts)
R&D expenses to Revenue	8.3%	9.6%	11.2%	9.8%	7.5%	(2.3ppts)
ROA	12.5%	6.9%	4.1%	3.3%	2.0%	(1.3ppts)
ROE	20.8%	11.6%	7.4%	6.1%	3.8%	(2.3ppts)
Per capita output (Revenue/Employees)	504	454	508	470	742	57.9%
Net gearing ratio	6.2%	10.5%	2.2%	8.9%	6.2%	(2.7ppts)
Current ratio	1.44	1.92	1.80	1.86	1.89	3.0ppts
CAPEX/EBITDA	62.0%	60.9%	113.6%	78.3%	43.5%	(34.8ppts)

Global Presence

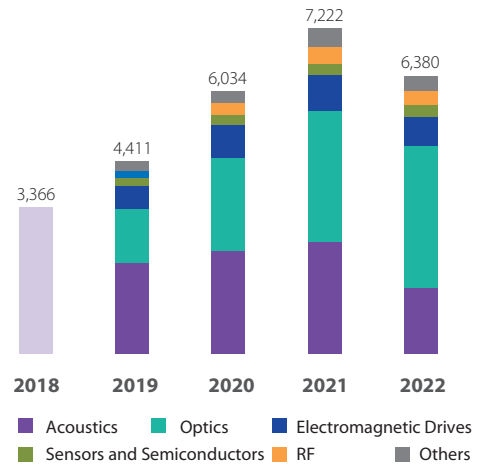
R&D

R&D Expenses and R&D Expenses/Revenue Ratio

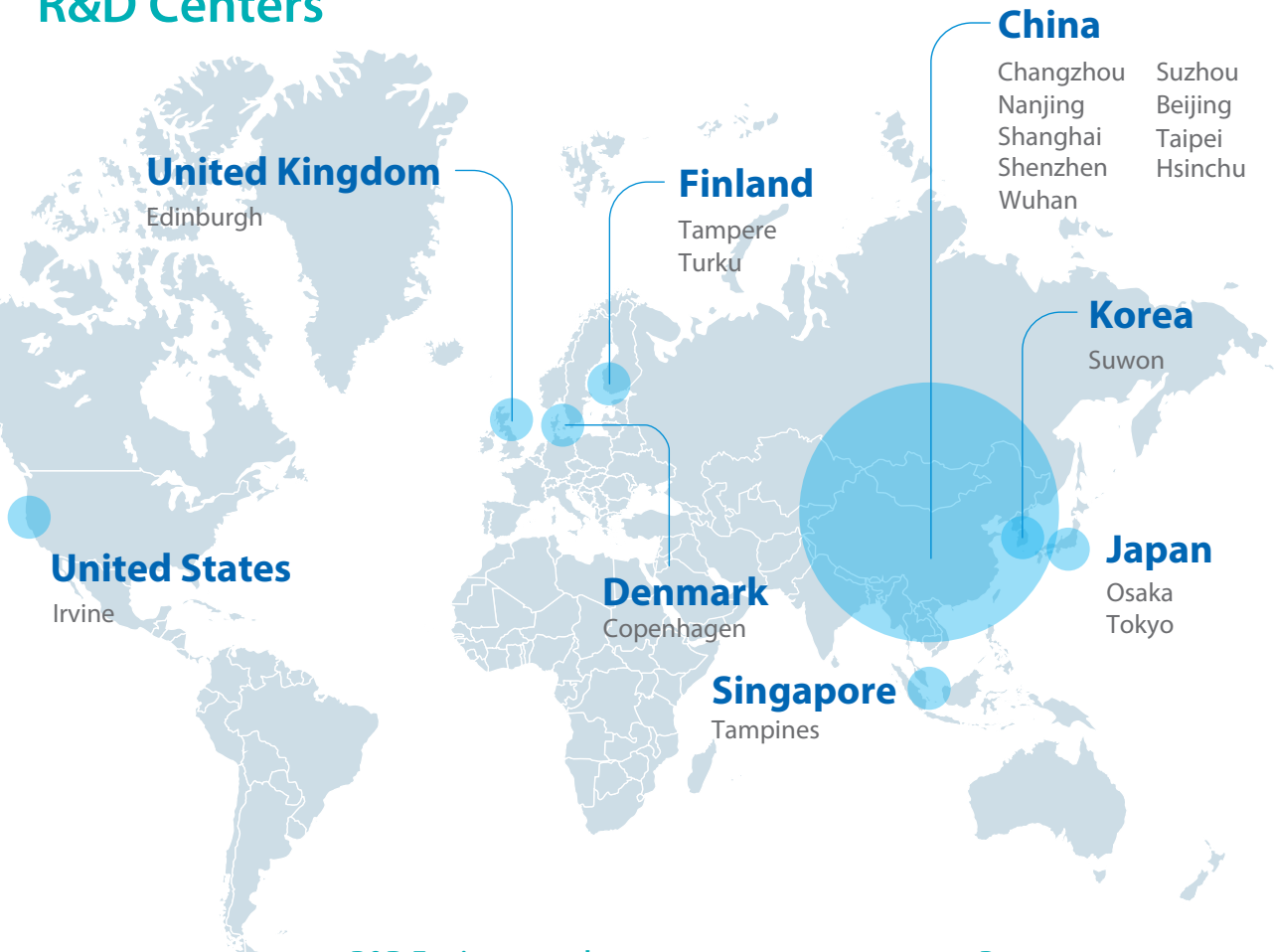
(RMB million or %)



Patents by Segments



R&D Centers



R&D Centers

18



R&D Engineers and Technicians

3,880



Patents

6,380



Overseas: 2,355

Patent Applications

2,737



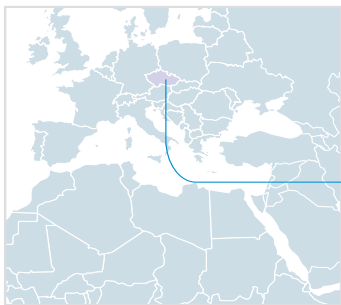
Overseas: 922

Global Presence

Diversified Manufacturing Bases

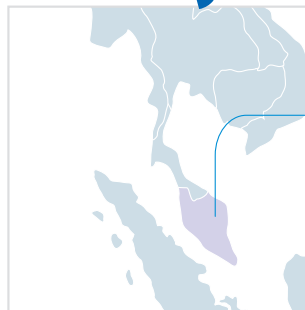


Czech



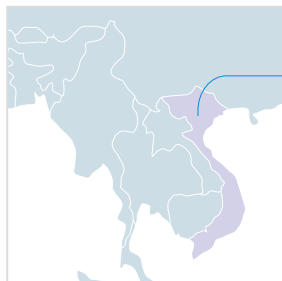
Kozomín
Optical Mold

Malaysia



Johor
Sensors and Semiconductors

Vietnam



Bac Ninh
Acoustics

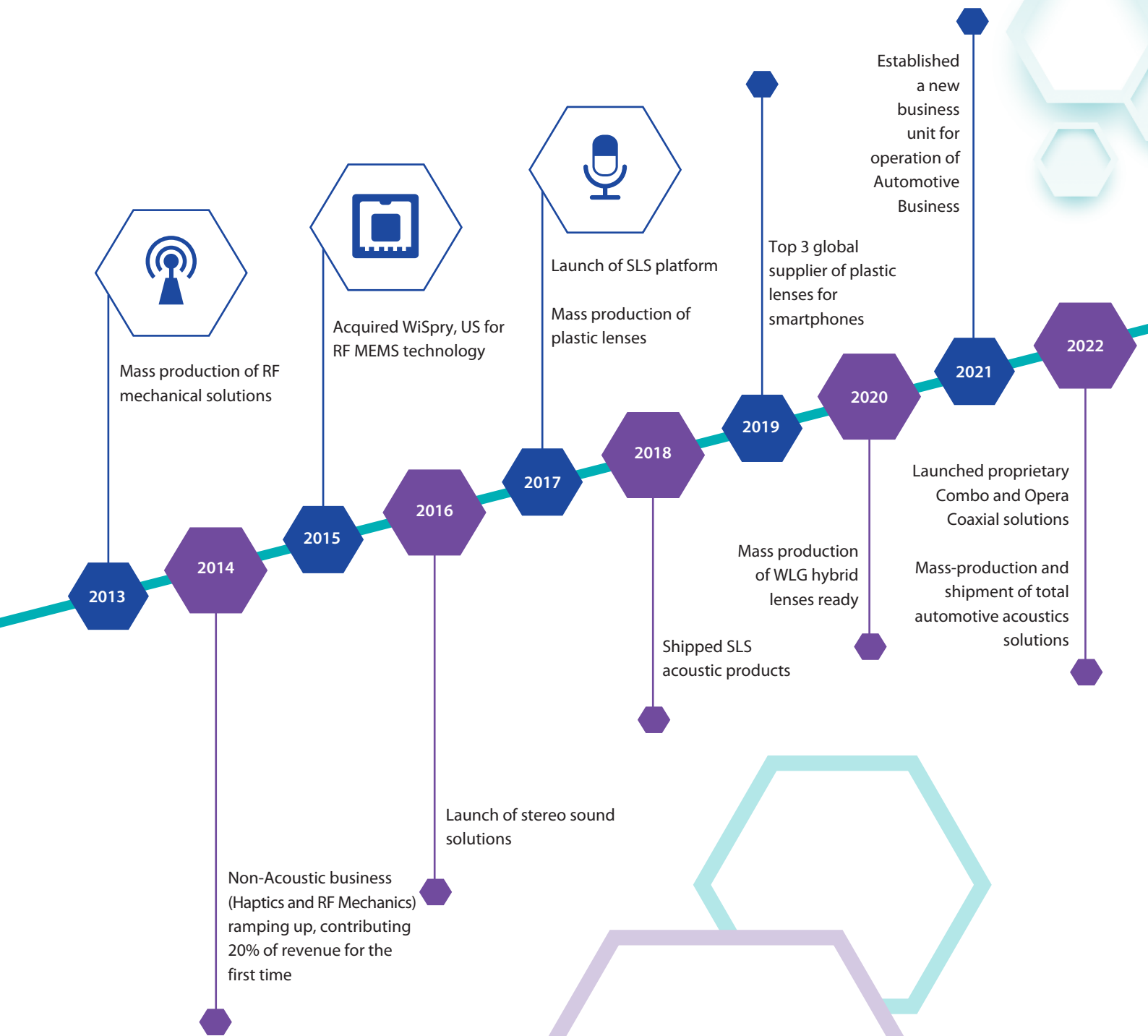
Vinh Phuc (under development)
Ba Thien IP Industrial Park

Bac Giang (under development)
Hoa Phu Industrial Park

Milestones



Milestones



CEO Statement



The Group will continue to improve its operational scale and efficiency, and build up its capability to achieve sustainable growth and expand its diversified business development, so as to become a world leading provider of sensory experience solutions.



2022 was a challenging year, we proactively undertook steps to strengthen our operations. Despite the pandemic's outbreak, high inflation and relatively weak market demands, the Group strengthened its positioning in the smartphone market with its leading capabilities in research and development and sound operational management. Against such market backdrop, the Group achieved market share increase in businesses across acoustics, electromagnetic drives and precision mechanics, optics, sensors and semiconductors with revenue exceeded RMB20 billion, up 16.7% year-on-year ("YoY").

Coping with complex external environment, the Group maintained its long-term focus to create value, and stayed committed to navigating through economic cycles by continuously enhancing product competitiveness and ensure prudent cash flow management. In 2022, the Group continued to strive for internal and external improvements. On one hand, the Group deepened the cooperation with business partners and boosted its market shares. On the other hand, the Group consistently implemented lean operational management by reducing costs and improving overall operational efficiency, stringently managing inventory and improving inventory turnover. As a result, the free cash flow position of the Group has improved significantly, up from RMB-1.38 billion in 2021 to RMB2.52 billion in 2022.

The Group persists in leading industry development through technological innovation and works closely with overseas customers. By leveraging its advantages in both acoustics and electromagnetic drives, the Group launched its proprietary Combo and Opera Cap Coaxial solutions, which enabled the Group to provide a superior tactile and auditory experience to consumers via more cost-effective products. The Group actively prompted and implemented applications of WLG glass lens in multiple projects including automotive, AR/VR devices, semiconductor manufacturing and testing as well as other industrial fields. The precision mechanics business has gradually improved with value of products continuously enhanced, and the proportion of revenue from non-smartphone business continued to rise. Market share of MEMS products has steadily increased, and the Group has been actively developing products with high signal-to-noise ratio to meet customers' demand for product upgrades.

In 2022, the Group proactively forged ahead to create a second growth curve and to activate new growth trajectory. In addition to solidifying the leading positions in the smartphone market, the Group continues to seize new market opportunities and explore strategic new markets. The Group also achieved breakthroughs in automotive acoustics market and the total automotive acoustics solutions business has started mass-production and shipment. In addition, the Group successfully developed a full set of new modules for automotive MEMS microphones which is expected to be mass produced in 2023. Other products, such as optics and haptics products, are also being actively expanded in fields such as AR/VR and automotive applications.

The year 2023 marks the Group's 30th anniversary. Throughout the past 30 years, AAC Technologies was not only a contributor in the consumer electronics industry, but also a leading provider of sensory experience solutions. Going forward, we will continue to pursue opportunities in strategic new markets and accelerate our product deployment to lead the new era of sensory experience.

CEO Statement

On behalf of the Group's management team, I would like to thank our partners and shareholders for their trust, patience and support. I would also like to thank all our employees for their creativity and positive attitude. We will continue to forge ahead with a cohesive force to create greater value for our customers and deliver long-term stable returns to our shareholders.

Pan Benjamin Zhengmin

Chief Executive Officer

23 March 2023

Business and Market Review

In 2022, the Group recorded a revenue of RMB20.63 billion, up 16.7% YoY which was mainly attributed by the strong demand from overseas customers and the increase in combined revenue contribution from electromagnetic drives and precision mechanics business as well as optics business. Gross profit margin was 18.3%, down 6.4 percentage points (“ppts”) YoY due to the increased revenue contribution from business segments with relatively lower gross profit margins. Net profit was RMB821 million, down 37.6% YoY. For the fourth quarter 2022 (“Q4 2022”), the Group recorded revenue of RMB5.84 billion, up 21.4% YoY, also due to revenue increase from these three business segments. The Gross profit margin was 16.6%, down 3.9 ppts YoY, due to the change of product portfolio. Net profit was RMB237 million, up 12.0% YoY.

During the reporting period, the Group remains prudent in financial management and stringently manages capital expenditure and research and development (“R&D”) expenses. The capital expenditures amounted to RMB1.85 billion in 2022. During the reporting period, the Group conducted active liability management, successfully optimized the debt structure and maintained stable cash flow. As of 31 December 2022, the operating cash inflows were RMB4.37 billion, cash on book (including short term fixed deposits) was RMB7.16 billion, net gearing ratio was 6.2%. A sound financial position is essential to the sustainable growth of the Group, and ensures the Group’s ability to continue to innovate and develop going forward.

After careful review of the Group’s financial liquidity and business development requirements, the Board of Directors proposed to declare a final dividend of HK\$0.12 per share for FY 2022 (FY 2021: Nil), implying a total annual dividend amounted to HK\$0.12 per share for FY 2022 (FY 2021: HK\$0.20 per share) which represents the 15% payout ratio, same as that of FY 2021. Amidst the dynamic macroeconomic environment, the Group will remain prudent in financial management and strong in cash flow for business development, so as to create long-term value for shareholders.

Performance and Development of Business Segments

Acoustics Business

In Q4 2022, the Group's acoustics business revenue was RMB2.38 billion, up 6.3% YoY. Gross profit margin was 31.2%, up 4.4 ppts YoY, driven by increased revenue contribution from overseas customers. In 2022, the Group's acoustics business revenue was RMB8.85 billion, up 3.1% YoY. Gross profit margin was 28.1%, down 1.5 ppts YoY mainly due to weaker demand in the Android market and lower shipment of Android acoustics products, leading to a YoY decline in gross margin.

In Q4 2022, the Group has continued to work closely with overseas customers, and enhanced its market share steadily. Affected by the weaker demand in the Android market, the revenue and gross margin of Android acoustics decreased YoY. To satisfy various customer needs, the Group launched its proprietary Combo and Opera coaxial solutions. This product effectively enhances consumers' auditory and tactile experience in application scenarios such as video and audio, gaming and vertical screens while reducing production costs. Currently, the Group has built up an integrated solution for mobile audio device including high-performance linear speakers, multi-speaker arrays and the proprietary algorithm. Looking forward, the Group will provide an immersive auditory experience for customers in multiple application scenarios with more diversified product portfolio.

In Q4 2022, the Group's automotive acoustics solutions business has continued to accomplish mass-production and shipment. The Group also achieved breakthroughs and acquired new landmark automotive acoustics projects. To meet various customers' needs and quickly break through the market, the Group provides a comprehensive solution from ultra-flagship to high cost-performance by covering a set of audio solutions including single component, tuning services, software systems and flexible combinations of the services. Going forward, the acoustic system will become one of the core components of the intelligent cockpit. The Group will continue to promote the overall acoustics solution, and deepen cooperation with partners to enhance consumers' audio experience.

Optics Business

In Q4 2022, the Group's optics business revenue was RMB798 million, up 55.6% YoY and 40.8% QoQ, on the back of continued growth in shipment volume and market share expansion in both plastic lens and camera module businesses. Benefited from the smooth progress of camera module business and the increased market share, in 2022, the Group's optics business revenue was RMB3.22 billion, up 34.7% YoY.

In 2022, the plastic lens business continued to consolidate market share and improve market position despite the competitive landscape. Facing the fierce market competition, the Group will continue to optimize product portfolio by improving the shipment proportion of high-end products, and strengthen inventory management to improve the gross profit margin by enhancing internal management and operational efficiency. Camera module business grew steadily and annual shipment volume delivered a YoY increase of 121.5%. OIS products have started a small-scale mass production. WLG hybrid lenses are making good progress and 1G5P and 1G6P products are in steady mass production and delivery. The Group will continue to enhance its vertical integration capability of optics business, optimize camera module and VCM business, to achieve the market share gain in the mid-to-high end products.

Electromagnetic Drives and Precision Mechanics Business

For Q4 2022, given the shipment growth from both haptics and metal casing products, as well as contributions from the acquisition of Toyo Precision, revenue from this combined segment reached RMB2.29 billion, up 27.5% YoY and 11.5% QoQ. Gross profit margin was 22.2%, up 2.5 ppts YoY and 0.7 ppts QoQ. In 2022, revenue from this combined segment amounted to RMB7.28 billion, up 29.0% YoY. Gross profit margin was 21.3%, down 0.4 ppts YoY and remained relatively stable mainly because the change of product portfolio.

Performance and Development of Business Segments

Electromagnetic Drives Business

In 2022, the market shares of Android x-axis haptics further increased with the total shipment volume increased by 41.9% YoY. In addition to higher penetration in smartphone market, the ultra-wide x-axis haptics motor launched by the Group can also be used in smart watches, tablets, intelligent automobiles, game consoles, VR/AR, providing consumers with a one-stop, multi-dimensional, full-scene high-quality tactile feedback experience. The Group has successfully entered into VR supply chain and provided x-axis haptics motor for a leading global VR player. It is expected that the x-axis haptics will be widely used in strategic new markets in the future.

Precision Mechanics Business

Relying on the advanced precision manufacturing capabilities, the Group's metal casing business has gained leading market shares in the flagship and high-end smartphones among key customers. In Q4 2022, given the strong demand of customers' high-end smartphone models, the utilization rate of metal casing products has increased and gross profit margin also improved YoY. The Group will continue to explore projects with high values to optimize product portfolio and enhance profitability. Toyo Precision's business has integrated smoothly and provided additional growth for the segment. The Group has been actively acquiring new projects and accelerating its pace in expanding overseas production capacity of precision mechanics, aiming to further ramp up the revenue contribution from Toyo Precision and the overall profitability of this business segment.

Sensor and Semiconductor Business

For Q4 2022, the Sensor and Semiconductor business recorded a revenue of RMB356 million, up by 49.5% YoY, due to strong demand from overseas customers and increased market penetration of Android MEMS products. Gross profit margin was 13.9%, up 1.4 ppts YoY and 6.6 ppts QoQ. In 2022, the Sensor and Semiconductor business revenue was RMB1.26 billion, up 24.0% YoY, due to market share increase. The gross profit margin was 11.6%, down 3.5 ppts YoY, mainly due to increased raw material costs.

In Q4 2022, the factory facility in Malaysia commenced production, which further strengthened the Group's global production capacity. The Group continues to promote proprietary MEMS microphones with optimized structural designs to enhance reliability, offering proprietary and differentiated designs to cater to various specification requirements of customers. The Group has entered into a partnership with Soundskrit in launching the world's first high-performance directional MEMS microphone to end users across consumer electronics and automotive markets. Alongside a gradual increase in demand for intelligent audio interaction in fields such as artificial intelligence, smart home appliances, automobiles and other markets, MEMS business will foresee an expansion in market demand and more market development opportunities.

Prospect

According to International Data Corporation ("IDC") report, the global smartphone shipment in 2023 is expected to decline by 1.1% YoY to 1.19 billion units. Although the prospect of global smartphone shipment remains relatively stable, the Group will continue to strengthen the collaborations with existing customers, strive for higher market shares and continuously invest in research and development to improve the end-user experience. Combined with continued focus in operational efficiency and cash flow management, these efforts will lay a solid foundation for the Group's long-term development. The development of the NEV market brings additional growth opportunities, especially with the development of intelligent cockpit and autonomous driving technologies, which will drive a new wave of upgrades in vehicle's hardware and software. The Group intends to capture more opportunities in the automotive market, develop new sources of revenue, and maximize returns for shareholders by leveraging on its leading advantages in miniaturized technology and precision manufacturing capabilities.

Financial Review

Revenue

In 2022, the Group's revenue increased YoY by 16.7%, to RMB20.63 billion. Owing to factors discussed under "Business and Market Review" above, revenue from the electromagnetic drives and precision mechanics and optics increased by RMB1,637 million and RMB828 million respectively. The acoustic business was relatively stable as compare with the same period of last year.

Gross Profit and Gross Profit Margin

In 2022, gross profit was RMB3.78 billion, representing a decrease by 13.5% from the gross profit of RMB4.36 billion in 2021. The drop in gross profit was mainly contributed by market competition in optics business and the decline was partly offset by the improved gross profit of electromagnetic drives and precision mechanics due to increase in sales volume.

Gross profit margin decrease to 18.3% in 2022 as compared with 24.7% in 2021. The decrease in gross profit margin was mainly contributed by the increased sales from precision mechanics and optics with lower gross profit margin.

Other income, gains and losses, and other expenses

The net other income/gains increased by RMB180 million. This was mainly contributed by the gain on repurchase of unsecured notes of RMB169 million and increase in government grants of RMB133 million. The increment was offset by the restructuring costs of RMB125 million.

Administrative Expenses

Administrative expenses in 2022 were RMB1,036 million, 25.7% higher, compared with RMB824 million in 2021. The increase was mainly contributed by the increase in staff related cost, share incentive expenses and discretionary bonus. To cope with the new strategic developments and drive long term growth, the Group had enhanced the management team and launched share award plan.

Distribution and Selling Expenses

Distribution and selling expenses of RMB448 million in 2022, increased by 34.7%, compared with RMB333 million in 2021. The increase was mainly contributed by the increased in staff related cost, discretionary bonus and share incentive expenses to strengthen our sales force in new market segment like automotive.

Research and Development Expenses

R&D expenses in 2022 were RMB1,546 million, 10.4% lower than RMB1,726 million in 2021. The decrease was primarily attributable to improved cost efficiency in research and development.

Finance Costs

Finance costs in 2022 amounted to RMB403 million, representing a decrease of 3.0% compared with RMB415 million in 2021. Such decrease was mainly due to the reduction of average bank loan balance, which was offset by the additional interest on unsecured notes accompany with the issuance of 5-year unsecured notes USD300 million at annual interest rate 2.625% and 10-year unsecured notes USD350 million at annual interest rate 3.75% in June 2021.

Taxation

Taxation expenses of the Group were calculated based on the assessable profits of the subsidiaries at the rates prevailing in the relevant jurisdictions. Taxation expenses in 2022 amounted to RMB231 million, representing an increase of 93.3% from RMB120 million in 2021. The increase was mainly due the reduction of deferred tax credit relating to tax losses and other temporary difference from RMB116 million to RMB17 million.

Financial Review

Profit attributable to the owners of the Company

Reported net profit for 2022 was RMB0.82 billion, a decline by 37.6% compared with RMB1.32 billion in 2021. The decline of was mainly due to the decline of gross profit and the increase in operation costs during the period which was partly offset by the increase in other income and decrease in non-controlling interests.

LIQUIDITY AND FINANCIAL RESOURCES

The Group has always emphasized financial discipline and continues to maintain a strong liquidity position. Cash flows from (used in) our operating, investing and financing activities, are as below:

	For the year ended 31 December	
	2022	2021
	RMB million	RMB million
Net cash from operating activities	4,372.0	2,176.0
Net cash used in investing activities	(2,349.3)	(4,245.4)
Net cash (used in) from financing activities	(1,438.7)	632.6

Operating Activities

Cash inflow from operating activities was mainly generated from cash receipts from the Group's sales. Cash outflows were related to raw materials purchases, payroll, distribution and selling expenses, expenses incurred in R&D, administrative items and taxation charges. Net cash generated from operating activities was RMB4,372.0 million for 2022 (2021: RMB2,176.0 million).

i. Trade Receivables and Payables

As at 31 December 2022, turnover days of trade receivables decreased by 5 days to 78 days as compared to 31 December 2021. Trade receivables decreased by RMB0.22 billion to RMB4.28 billion. Aging of trade receivables (net of allowance for doubtful debts) based on invoice dates between 0–90 days, 91–180 days and over 180 days were RMB4,098.4 million (31 December 2021: RMB4,133.2 million), RMB169.8 million (31 December 2021: RMB293.7 million) and RMB10.5 million (31 December 2021: RMB70.4 million) respectively. The Company has received subsequent settlement totaling RMB2,678.8 million up to 28 February 2023, representing 62.6% of the total amount outstanding, net of allowances, as at the end of the reporting period.

The Group's trade payables turnover days decreased by 28 days to 81 days as compared to 31 December 2021. Trade payables decreased by RMB1.02 billion to RMB3.24 billion. Aging of trade payables based on invoice dates between 0–90 days, 91–180 days and over 180 days were RMB2,576.8 million (31 December 2021: RMB3,300.4 million), RMB654.9 million (31 December 2021: RMB949.9 million) and RMB11.2 million (31 December 2021: RMB13.4 million) respectively.

ii. Inventory Turnover

As at 31 December 2022, the inventories have decreased by RMB1.29 billion compared to 31 December 2021. The inventory turnover days decreased to 109 days for the year ended 31 December 2022 from 133 days for 31 December 2021.

Investing Activities

Net cash used in investing activities in 2022 amounted to RMB2,349.3 million (2021: RMB4,245.4 million). It mainly represents the cash used in capital expenditures ("CAPEX") of RMB1,768.0 million (2021: RMB3,738.1 million), placement of short-term fixed deposits of RMB341.3 million (2021: Nil) and acquisition of equity instruments at FVTOCI and financial assets at FVTPL of RMB273.4 million (2021: RMB580.3 million), offsetting by the cash inflow arising from the government grant of RMB172.4 million (2021: RMB307.1 million) as well as the withdrawal of time deposits of RMB2.2 million for 2022 (2021: RMB92.2 million).

Financial Review

CAPEX included acquisition of land use rights, additional production plant and property, and, latest automation machinery and equipment for modifications and upgrades as well as capacity expansion. For 2022 and 2021, total CAPEX incurred were RMB1,847.5 million and RMB3,548.2 million respectively. Investing activities are focused on sustained CAPEX programs in building technology platforms per the Group's business progress to capture new market opportunities and support its long-term business strategies. CAPEX are funded by internal resources and bank loans, and are subject to annual CAPEX budgeting and approval by the Board.

Financing Activities

The Group recorded net cash outflow from financing activities of approximately RMB1,438.7 million for 2022. Major outflows from repayment of bank loans of RMB3,021.2 million (2021: RMB6,767.3 million) and payment for repurchase of unsecured notes of RMB949.7 million, and major inflows was due to bank loans raised of RMB3,243.2 million (2021: RMB4,114.2 million), and issuance of unsecured notes of RMB4,163.4 million in 2021.

Cash and Cash Equivalents and Short Term Fixed Deposits

As at 31 December 2022, the unencumbered cash and cash equivalents and short term fixed deposits of the Group amounted to RMB7,155.0 million (31 December 2021: RMB6,051.4 million), of which 55.7% (31 December 2021: 57.9%) was denominated in US dollar, 39.8% (31 December 2021: 36.1%) in RMB, 2.5% (31 December 2021: 1.3%) in Hong Kong dollar, 0.5% (31 December 2021: 1.4%) in Euros, 0.5% (31 December 2021: 1.1%) in Vietnamese Dong, 0.2% (31 December 2021: 1.0%) in Malaysian Ringgit, 0.2% (31 December 2021: 0.4%) in Japanese Yen, 0.2% (31 December 2021: 0.3%) in Singapore dollar, and 0.4% (31 December 2021: 0.5%) in other currencies.

Gearing Ratio and Indebtedness

As at 31 December 2022, the Group's gearing ratio, defined as total loans and unsecured notes divided by total assets, was 23.9% (31 December 2021: 23.3%). Netting off cash and cash equivalents and short term fixed deposits, net gearing ratio was 6.2% (31 December 2021: 8.9%).

As at 31 December 2022, the unsecured notes of the Group were RMB6,087.8 million (31 December 2021: RMB6,573.2 million), the short-term bank loans and long-term bank loans of the Group amounted to RMB1,832.6 million (31 December 2021: RMB2,902.4 million) and RMB1,727.2 million (31 December 2021: RMB330.0 million) respectively.

Charges on Group Assets

Apart from bank deposits amounting to RMB0.2 million that were pledged to secure credit facilities as at 31 December 2022 (31 December 2021: RMB2.2 million), no other Group assets were charged to any financial institutions.

OFF-BALANCE SHEET TRANSACTIONS

As at 31 December 2022, the Group had not entered into any material off-balance sheet transactions.

Key Risk Factors

The Company has structured risk management and internal control systems for the management of strategic, market, operational, financial and compliance risks. In our pursuit of technology innovation, the Company is committed to building sustainable risk management and operational information systems. We have been focusing on systematic review and upgrading our risk and control measures in chosen business processes, benchmarking against international best practices. Such systems are designed to manage the risk of failure to achieve business objectives, and can provide reasonable assurance against material misstatement or loss. Certain key risk factors affecting the Group are outlined below. The list of these factors is non-exhaustive, and there may be other risks and uncertainties which are not known to the Group or which may be immaterial now but could become material in the future. Besides, this annual report does not constitute a recommendation or an advice for anyone to invest in the securities of the Company. Investors are advised to make their own judgment or consult their own investment advisors before making any investment in the securities of the Company.

Risks Pertaining to the Smartphones Market

A substantial part of the Group's revenue is derived from the smartphone sector of the consumer electronics market. There are uncertainties due to the potential slow-down in global economy and the ensuing dampened consumer sentiment and weaker demand. A decline in global economic conditions, in particular in China and other geographic regions, may affect our operating results and financial performance. To tackle this, the Company is continuously widening its product and technologies platforms to extend its reach to different end applications, so as to diversify the sources of revenue and profit to reduce its dependency on any single segment.

Reliance on a Number of Key Customers

The Group's five largest customers, which accounted for 83.9% of the Group's total revenue for 2022, are all related to the consumer electronics industry, characterized by innovation-driven and user experience-oriented business growth. Loss of or changes in market position of any of these customers may materially and adversely affect the Group's business, financial condition and results of operations. Nevertheless, the Group has focused on technology innovation to continuously enhance user experience meeting customers' specification upgrade needs. We have also implemented standardized procedures for handling all forms of customer information to ensure it is not improperly or inadvertently disclosed to third parties. The Group has established strong relationships with these major customers; all of them have been our customers for over 11 years. The credit terms granted to them are in the range of 60- to 90-day periods and are generally in line with those granted to other customers.

Risks of Supply Chain and Production Disruption due to Unforeseeable Events

The COVID-19 pandemic broke out globally in 2020. The ongoing of the pandemic in 2021 and 2022 has adversely impacted the global economy recovery. As the world gradually returns to normal after the pandemic, it is hopeful that the disruption of the pandemic to the Company's operation will gradually diminish.

Geopolitical events between different nations may impose unpredictable impacts to the global markets and the Company, such as disruption to the global supply of commodities including base metals and driving up the commodities' prices. The continuous increase in the prices of raw materials might lead to margin compression. Furthermore, geopolitical uncertainties may directly or indirectly impact the Group's customers, which in turn may disrupt supply chain and impact end-consumer demand.

In view of the uncertain market outlook, the Group will actively monitor the market and allocate resources flexibly to meet customers' changing demand. To mitigate the potential impacts from geopolitical events, the Group will actively manage the procurement channels, operation and production.

Key Risk Factors

Operational and Obsolescence Risks

The Group's operation is subject to a number of risk factors specific to designing and providing new technology solutions. Our business continues to focus on miniature components and develop new products and technologies platforms. In meeting future design specifications and production quality requirements, our successful track record would not guarantee continual success. Changes in technological design and performance specifications or other external factors may have various levels of negative impact on the results of operations. Additionally, production, data security and quality issues may happen despite internal systems and policies set up for their prevention, which may lead to financial loss, litigation, or damage in reputation.

We believe that the Company has a seasoned process to ensure design specifications and quality requirements are met and possesses multiple overlapping core design and production competencies. This will put the Company in a strong competitive position in terms of design capacity and manufacturability, time-to-market delivery and continuous enhancement of user experience. Also, the Company continuously treats information security as a priority strategic topic, and has implemented a comprehensive range of measures to safeguard its data assets from breaches, leaks and hacks. In addition, the Company constantly reviews competition and market trends. The Company is committed to striving for innovation and maintaining a competitive position with a wide lead in knowledge. The Company has reinvested significant resources on research and development to build broad sustainable technology roadmaps and intellectual property portfolios.

The Company has put in place a quality management system. All products are subject to thorough and comprehensive testing to meet customers' requirements and international standards. The Company will continue to improve internal process capability, including live surveillance management of production stations and evaluation of "big data" systems in our operation, and set up a solid base for continual improvement in product reliability.

Liquidity and Interest Rate Risks

The Group manages liquidity risk by maintaining an adequate level of cash and cash equivalents through continuously monitoring forecast and actual cash flows and matching the maturity profiles of financial assets and liabilities.

The Group is exposed to interest rate risks on its bank loans for working capital and CAPEX that are associated with the expansion of the Group. The Group focuses on mitigating the liquidity and interest rate risks, with an appropriate mix of RMB/USD borrowings that are constantly reviewed and adjusted. The Group's USD deposits served as a natural hedge to the risk of interest rate volatilities to some extent. The Group also maintains an appropriate mix of fixed/floating rate debts, an even debt repayment profile and a diversified source of funding, including the issuance of long term five-year and ten-year unsecured notes.

The Group's financial assets include bank balances and cash, pledged bank deposits, trade and other receivables, amounts due from related companies, derivative financial instruments, financial assets at fair value through profit or loss and equity instruments at fair value through other comprehensive income, which represent the Group's maximum exposure to credit risk in relation to financial assets. The credit risk on liquidity is limited because the counterparties are established banks with good credit-ratings.

Key Risk Factors

Foreign Exchange Risks

Given our international operations and presence, the Group faces foreign exchange exposures including transaction and translation exposures, and is exposed to exchange rate risks that could impact financial reporting results. The Group's reporting currency is RMB and our sales to overseas customers are predominantly denominated in USD.

It is the Group's consistent policy to centralize foreign exchange management to monitor total foreign currency exposure, to net off affiliate positions, and, if necessary, to consolidate hedging transactions with banks. The cash inflow to the Group in denomination of the two currencies, namely RMB and USD, are mostly, over time, in balanced proportions. In addition, various bank facilities have been arranged in these two currencies, to meet our daily operating expenses and capital investment requirements. Hence, in our operating business model, the Group's revenue is mostly matched to the currencies of the outlay. As far as possible, the Group aims to achieve natural hedging by investing and borrowing in the functional currencies. Where a natural hedge is not possible, the Group will mitigate foreign exchange risks via appropriate foreign exchange contracts.

Intensifying Global Trade Frictions

Prolonged and intensified trade frictions might lead to a slowdown of the global consumer electronic market and a decline of the orders by the key customers of the Group, which could have a material adverse effect on the Group's business, results of operations and financial conditions. Furthermore, export controls and similar regulations may include restrictions and prohibitions on the sale or supply of certain products and on the transfer of parts, components, and related technical information and know-how to certain countries, regions, governments, persons and entities.

The Group believes that it is in compliance with applicable export control regulations, and as at the date of this annual report, the Group's results of operations have not been materially affected by expansion of export control regulations or the novel rules or measures adopted to counteract them. Nevertheless, depending on future developments in the global trade tensions, there is no assurance that such regulations, rules, or measures will not have an adverse impact on the Group's business and operations.

The Group has implemented the trade control compliance management system and has set up a trade compliance committee for overall management of the Group's trade compliance activities initiatives. A new Trade Compliance Department has also been established to coordinate with and support other departments on trade compliance matters. The Group's dedication to R&D to develop proprietary innovative technologies, and the Group's strategy in integrating R&D all over the world with our diversified manufacturing bases should help to continue to provide the best solutions to customers and mitigate some of the adverse business impact of the trade frictions.

PAST PERFORMANCE AND FORWARD-LOOKING STATEMENTS

The performance and the results of operation of the Group as set out in this annual report are historical in nature and past performance is not a guarantee of future performance. This annual report may contain certain statements that are forward-looking or which use certain forward-looking terminologies. These forward-looking statements are based on the current beliefs, assumptions and expectations of the Board regarding the industry and markets in which it operates. Actual results may differ materially from expectations discussed in such forward-looking statements and opinions. The Group, the Directors, employees and agents of the Group assume (a) no obligation to correct or update the forward-looking statements or opinions contained in this annual report; and (b) no liability in the event that any of the forward-looking statements or opinions do not materialise or turn out to be incorrect.

Biographies of Directors and Senior Management

EXECUTIVE DIRECTORS

Mr. Pan Benjamin Zhengmin (“Mr. Pan”)

Aged 54, ED and CEO

Appointed to the Board: 15 December 2003

Mr. Pan co-founded the Group in 1993. He is responsible for providing strategic direction and leadership and for developing and implementing the Group’s strategic objectives and business plans. Specifically, Mr. Pan has held critical leadership roles with responsibilities for overseeing the sales, marketing, research and development, manufacturing, along with the Group’s international expansions and operations. In addition to his experience in sales and marketing, manufacturing and management, he has also been instrumental in leading our research and development strategy, and has developed a number of patents used in the design and manufacturing some of the Company’s acoustic products.

Mr. Pan graduated from 江蘇省武進師範學校 (Jiangsu Province Wujin Teacher School) in 1987. Mr. Pan is the spouse of Ms. Wu Ingrid Chun Yuan (“Ms. Wu”), the non-executive Director and a substantial Shareholder of the Company; and the father of Mr. Kelvin Pan, the Executive Vice President and Chief Innovation Officer of the Company.

Save as disclosed above, Mr. Pan does not have any relationships with other Directors, senior management, substantial shareholders or controlling shareholders (as defined in the Hong Kong Listing Rules) of the Group.

The term of appointment of Mr. Pan and the interests of Mr. Pan in the shares (within the meaning of Divisions 7 and 8 of Part XV of the SFO) are respectively set out in the “DIRECTORS AND SERVICE CONTRACTS” section and “DIRECTORS’ AND CHIEF EXECUTIVE’S INTEREST IN SHARES AND UNDERLYING SHARES AND DEBENTURES” section of the Directors’ Report on pages 33 to 35 of this annual report.

Biographies of Directors and Senior Management

Mr. Mok Joe Kuen Richard (“Mr. Mok”)

Aged 59, ED

Appointed to the Board: April 2005 as INED

Redesignated: 5 October 2009 as ED

Mr. Mok is responsible for the finance operations, and legal and compliance of the Group. He has over 20 years of experience in the financial services industry, including employments with international accountancy firms such as KPMG, the Hong Kong-listed South China Holdings Company Limited, the investment banking firm, Asian Capital Partners Group and the Hong Kong-listed financial services group Dah Sing Financial Holdings Limited.

Mr. Mok is a member of the HKICPA and the Institute of Chartered Accountants in England and Wales. He graduated with a Bachelor degree of Economics from the London School of Economics and Political Science, London University and held a diploma in applied psychology from Hong Kong Baptist University.

Mr. Mok does not have any relationships with other Directors, senior management, substantial shareholders, or controlling shareholders (as defined in the Hong Kong Listing Rules) of the Group.

The term of appointment of Mr. Mok and the interests of Mr. Mok in the shares (within the meaning of Divisions 7 and 8 of Part XV of the SFO) are respectively set out in the “DIRECTORS AND SERVICE CONTRACTS” section and “DIRECTORS’ AND CHIEF EXECUTIVE’S INTEREST IN SHARES AND UNDERLYING SHARES AND DEBENTURES” section of the Directors’ Report on pages 33 to 35 of this annual report.

Biographies of Directors and Senior Management

NON-EXECUTIVE DIRECTOR

Ms. Wu Ingrid Chun Yuan

Aged 52, Non-executive Director

Appointed to the Board: 4 December 2003

Ms. Wu co-founded the Group in 1993. As a non-executive Director of the Group, she is not involved in the day-to-day operations of the Group.

Ms. Wu graduated from 常州衛生學校 (Changzhou School of Public Health) in 1989. She is the spouse of Mr. Pan, an executive Director, CEO and a substantial Shareholder of the Company; and the mother of Mr. Kelvin Pan, the Executive Vice President and Chief Innovation Officer of the Company. She is also a director of Sapphire Hill Holdings Limited and K&G International Limited, both substantial Shareholders of the Company.

Save as disclosed above, Ms. Wu does not have any relationships with other Directors, senior management, substantial shareholders, or controlling shareholders (as defined in the Hong Kong Listing Rules) of the Group.

The term of appointment of Ms. Wu and the interests of Ms. Wu in the shares (within the meaning of Divisions 7 and 8 of Part XV of the SFO) are respectively set out in the "DIRECTORS AND SERVICE CONTRACTS" section and "DIRECTORS' AND CHIEF EXECUTIVE'S INTEREST IN SHARES, UNDERLYING SHARES AND DEBENTURES" section of the Directors' Report on pages 33 to 35 of this annual report.

Biographies of Directors and Senior Management

INDEPENDENT NON-EXECUTIVE DIRECTORS

Mr. Zhang Hongjiang (“Mr. Zhang”)

Aged 62, INED, Chairman of the Board

Appointed to the Board: 1 January 2019

Chairman of Nomination Committee

Member of Audit and Risk Committee and Remuneration Committee

Mr. Zhang is currently an independent director of Zepp Health Corporation (formerly known as Huami Corp, listed in the US), and an independent non-executive director of XPeng Inc. (listed in the US and Hong Kong). He is a venture partner of Source Code Capital and a Senior Advisor to The Carlyle Group’s Asian private equity platform and chairman of Beijing Academy of Artificial Intelligence.

Previously, Mr. Zhang was an independent director of Digital China Group Co., Ltd. (神州數碼集團股份有限公司) (listed in Shenzhen) and an independent non-executive director of BabyTree Group (listed in Hong Kong), and was the chief executive officer and executive director of Kingsoft Corporation Limited (listed in Hong Kong) and a former director of Cheetah Mobile Inc., Xunlei Ltd. and 21Vianet Group, Inc. (all listed in the US). Mr. Zhang was a director and chief executive officer at Kingsoft Cloud Holdings Limited. He also served as the chief technology officer at Microsoft Asia R&D Group and assistant managing director of Microsoft Research Asia. He was appointed as one of the first 10 Microsoft Distinguished Scientists in 2010.

Mr. Zhang is a foreign member of US National Academy of Engineering, a Fellow of IEEE and ACM. Mr. Zhang received a Philosophy Doctor in Electrical Engineering from the Technical University of Denmark. He graduated with a Bachelor of Science degree from Zhengzhou University.

Mr. Zhang was the recipient of the 2012 ACM SIGMM Outstanding Technical Achievement Award, the 2010 IEEE Computer Society Technical Achievement Award, and the 2008 Asian American Engineer of the Year award.

Mr. Zhang does not have any relationships with other Directors, senior management, substantial shareholders, or controlling shareholders (as defined in the Hong Kong Listing Rules) of the Group.

The term of appointment of Mr. Zhang is set out in the “DIRECTORS AND SERVICE CONTRACTS” section of the Directors’ Report on page 33 of this annual report.

Biographies of Directors and Senior Management

Mr. Kwok Lam Kwong Larry (“Mr. Kwok”), SBS, JP

Aged 67, INED

Appointed to the Board: 1 February 2018

Chairman of Audit and Risk Committee

Member of Remuneration Committee and Nomination Committee

Mr. Kwok is currently an independent non-executive director of Café de Coral Holdings Limited, Shenwan Hongyuan (H.K.) Limited, Starlite Holdings Limited (all listed in Hong Kong) and China Oilfield Services Limited (listed in Hong Kong and Shanghai), and a non-executive director of First Shanghai Investments Limited (listed in Hong Kong). He is also an independent non-executive director of CMB Wing Lung Bank Limited, a private company in Hong Kong, and vice-chairman of Heep Hong Society, a non-profit organization in Hong Kong.

Mr. Kwok is a practicing solicitor in Hong Kong, and is a partner of Kwok Yih & Chan, Solicitors. He is also qualified to practice as a solicitor in Australia, England and Wales and Singapore. Mr. Kwok is a fellow member of HKICPA, CPA Australia and The Institute of Chartered Accountants in England and Wales. Mr. Kwok graduated from the University of Sydney, Australia with bachelor’s degrees in economics and laws respectively as well as a master’s degree in laws. He also obtained the Advanced Management Program Diploma from the Harvard Business School.

Mr. Kwok does not have any relationships with other Directors, senior management, substantial shareholders, or controlling shareholders (as defined in the Hong Kong Listing Rules) of the Group.

The term of appointment of Mr. Kwok is set out in the “DIRECTORS AND SERVICE CONTRACTS” section of the Directors’ Report on page 33 of this annual report.

Biographies of Directors and Senior Management

Mr. Peng Zhiyuan (“Mr. Peng”)

Aged 50, INED

Appointed to the Board: 1 January 2019

Chairman of Remuneration Committee

Member of Audit and Risk Committee and Nomination Committee

Mr. Peng has over 20 years of experience in corporate finance and management. He has served as senior management in various multi-national institutions over the past 20 years. He is currently the Global Strategy Officer for Sands Capital Management.

Previously, Mr. Peng was the founder and chief executive officer of a start-up company in Virginia in innovative eco-friendly technology applications. He was the managing director in the Securities Division and the Investment Banking Division at Goldman Sachs (Asia), and executive director in the Fixed Income Division at Morgan Stanley. Mr. Peng also served in various roles with Standard Chartered Bank, Bank One (now J.P. Morgan), and AVIC International.

Mr. Peng is a board member of the board of Trustees for University of Virginia Health Foundation, and the board of directors for CAV Angels, a non-profit early stage angel investment network affiliated with University of Virginia community. He also served on the board of Trustees for University of Virginia Darden School Foundation, and Virginia Foundation for Independent Colleges. Mr. Peng holds a Master of Business Administration from University of Virginia’s Darden Business School, and a Bachelor’s degree in Engineering and Finance from Beijing University of Aeronautics and Astronautics.

Mr. Peng does not have any relationships with other Directors, senior management, substantial shareholders, or controlling shareholders (as defined in the Hong Kong Listing Rules) of the Group.

The term of appointment of Mr. Peng is set out in the “DIRECTORS AND SERVICE CONTRACTS” section of the Directors’ Report on page 33 of this annual report.

CHANGES IN DIRECTORS’ INFORMATION DISCLOSED UNDER RULE 13.51B(1) OF THE HONG KONG LISTING RULES

Change(s) in Directors’ information since the date of the 2022 interim report of the Company, which are required to be disclosed pursuant to Rule 13.51B(1) of the Hong Kong Listing Rules, are set out below:

1. Mr. Zhang Hongjiang has ceased to act as an independent non-executive director of BabyTree Group (listed in Hong Kong) with effect from 11 August 2022.

Biographies of Directors and Senior Management

SENIOR MANAGEMENT

Mr. Pan Kaitai Kelvin (“Mr. Kelvin Pan”)

Aged 31, Executive Vice President and Chief Innovation Officer

Date of Appointment: 1 January 2021

Mr. Kelvin Pan joined the Company in March 2014 and currently serves as the Executive Vice President (effective from 1 January 2021) and Chief Innovation Officer (effective from 24 August 2019) of AAC Technologies.

In 2016, Mr. Kelvin Pan started AAC Technologies’ first digital transformation when he served as the Vice President of IT and R&D department, during which he led major reforms in corporate product roadmaps, new technology introductions, and system solutions product lines.

In 2018, Mr. Kelvin Pan collaborated with McKinsey & Co and personally led the strategic corporate transformation of the Company. This included developing the Android haptics motors business from scratch to a multi-million-dollar business, continuously building up the system product capabilities, and leading his team to promote AAC Technologies’ automotive audio system to market.

Since 2021, Mr. Kelvin Pan serves as the Executive Vice President and Chief Innovation Officer of the Group, and is responsible for the Company’s overall business operation, while leading the Company’s strategic planning and execution, new business planning and organisational structure optimisation, and introduced professional management teams and process reforms. In 2022, Mr. Kelvin Pan led the completion of the Company’s corporate transformation, which resulted in a remarkable increase in annual revenue amid difficult external market environment, and expansion into new business markets such as automotive intelligent cockpit device solutions and AR/VR device products, successfully achieving mass production. Meanwhile, Mr. Kelvin Pan was committed to promoting a vertically integrated value chain business model, and providing sensory experience solutions integrated with hardware, chips and algorithms.

Mr. Kelvin Pan holds a Bachelor of Science degree in Mathematics and Computer Science awarded by Boston University. He is the son of Mr. Pan, the ED and CEO of the Company, and Ms. Wu, the non-executive Director of the Company, both of them are the substantial Shareholders of the Company.

Biographies of Directors and Senior Management

Ms. Guo Dan (“Ms. Guo”)

Aged 40, Chief Financial Officer

Date of Appointment: 2 November 2020

Ms. Guo joined the Company in March 2020 and has been appointed as the Chief Financial Officer of the Company with effect from 2 November 2020. Ms. Guo is responsible in leading the Group’s global finance team to formulate and execute financial strategies to deliver the Group’s strategic growth targets and drive long term value to shareholders.

Ms. Guo has over thirteen years of investment banking experience at Goldman Sachs (Asia) L.L.C., where she served as Executive Director, and has extensive experience in leading capital raising, investment and risk management deals. She is active in supporting non-profit sectors across various initiatives including diversity and equal opportunities etc. She currently serves as a Board member of HandsOn Hong Kong (HOHK), a non-profit organization promoting volunteerism and providing broad-based support to over one hundred NGOs in Hong Kong.

Ms. Guo completed undergraduate and master’s studies at the University of Oxford and received a Master of Science degree from the University.

Ms. Ma Nuo (“Ms. Ma”)

Aged 48, Chief Human Resources Officer

Date of Appointment: 1 October 2021

Ms. Ma joined the Company in October 2021 as Chief Human Resources Officer. Ms. Ma is responsible for leading global human resources teams in the development and execution of human resources strategies that allow the Company to attract, develop and retain the best talents worldwide while building a high-performance culture of engagement, agility and innovation to support the Company’s vision, mission and long-term growth strategy. Ms. Ma brings over 27 years of business and senior human resources leadership experience in both Henkel (China) Investment Co., Ltd. and Inventus Power. Ms. Ma is recognized as effective agent of change, culture re-shaping, cross-cultural communications, organizational design and human resources system/process development etc.

Ms. Ma holds an MBA degree from Tianjin University in China, and an EMBA from Washington University in St. Louis, USA.

Dr. Kim Chul Ho (“Dr. Kim”)

Aged 61, Chairman of Asia Pacific Region (ex-PRC)

Date of Appointment: 20 November 2019

Dr. Kim joined the Company in December 2007. Effective from 20 November 2019, Dr. Kim serves as chairman of Asia Pacific Region (ex-PRC), with the objective to establish a stronger corporate presence in this region and responsible for enforcing strategic relationships with key customers, suppliers and partners, contributing to the Group’s global expansion initiatives, establishing relations with regional governments and institutions, and locating and recruiting world-class talents of top technical, marketing and management personnel in this region. Dr. Kim is experienced in the development of electronic device and related mass production technologies, and also did research and development management for over 15 years in Samsung Korea. Dr. Kim has successfully developed many key devices and related mass production technologies for mobile terminal.

Dr. Kim obtained a Doctor’s degree of Material Science at Seoul National University and finished post doctor course in Korean Institute of Science and Technologies (KIST).

Biographies of Directors and Senior Management

Mr. David Plekenpol (“Mr. Plekenpol”)

Aged 63, Chairman of European and American Regions

Date of Appointment: 20 November 2019

Formerly our Chief Strategic Officer, Mr. Plekenpol joined the Company in February 2010. He had led the advanced technology team to identify forward-looking technologies to be integrated with the Company's products and solution platforms to contribute to the creation of superior and differentiated end-user experiences. Mr. Plekenpol has been appointed as chairman of European and American Regions, with the objective to establish a stronger corporate presence in these regions and re-enforce strategic relationships between the Group and regional customers, suppliers and governments. He is responsible for the investigation and tracking of new technologies from these regions and their potential impact to AAC Technologies. Importantly, through the globalization strategy of AAC Technologies, he will assist the Group to identify and recruit top technical, marketing and management personnel in these regions.

Mr. Plekenpol has spent over 25 years in the telecom industry, with executive positions in both Lucent and Alcatel. He has founded two Silicon Valley venture capital backed startup companies, led sales and marketing for an optical component startup in Scotland and spent two years with a venture capital backed Chinese mobile design startup in Shanghai before joining AAC Technologies. Mr. Plekenpol is a member of the international advisory board for the University of Edinburgh Business School. He has an undergraduate degree from Dartmouth College and an MBA from the Graduate School of Business at Stanford University.

JOINT COMPANY SECRETARIES

Mr. Ho Siu Tak Jonathan (“Mr. Ho”)

Aged 50, Group Legal Director, Joint Company Secretary

Date of Appointment: 25 March 2020

Mr. Ho joined the Company in April 2018. He is the Group Legal Director and Joint Company Secretary of the Company. He was a Hong Kong qualified solicitor with more than 20 years' post qualification experience. He was awarded with a Master's degree in Economics Law from the Peking University and a Bachelor's degree of Law from the University of Hong Kong. Before joining the Company, Mr. Ho worked in various Hong Kong blue chip listed companies as senior role.

Ms. Guan Mui (“Ms. Guan”)

Aged 41, Legal and Compliance Director, Joint Company Secretary

Date of Appointment: 1 January 2023

Ms. Guan joined the Company in October 2020. She is the Legal and Compliance Director and Joint Company Secretary of the Company. Ms. Guan has over 15 years of experience in handling legal regulatory compliance and corporate governance matters. She was awarded with a degree in Master of Laws from the City University of Hong Kong, majoring in international business law, and a degree in Bachelor of Laws from Guangdong University of Finance and Economics. Ms. Guan holds 中國法律職業資格 (PRC Law Practitioner Qualification), and is a member of each of The Chartered Governance Institute and The Hong Kong Chartered Governance Institute. Before joining the Company, Ms. Guan worked at Baker & McKenzie and various Hong Kong main board listed companies.

Directors' Report

The Directors of the Company present their annual report and the audited consolidated financial statements for the year ended 31 December 2022, which were approved by the Board of Directors on 23 March 2023.

PRINCIPAL ACTIVITIES

The Company acts as an investment holding company. The principal activities of its principal subsidiaries are set out in note 43 to the consolidated financial statements.

BUSINESS REVIEW AND PERFORMANCE

A review of the business of the Group during the year and a discussion on the Group's future business development are provided in Management Discussion and Analysis on pages 14 to 16 of this annual report. Also, the financial risk management objectives and policies of the Group can be found in note 38 to the consolidated financial statements. Details of principal risks and uncertainties affecting the Company are provided in Key Risk Factors on pages 20 to 22 of this annual report. An analysis of the Group's performance is provided in the summary of the results and of the assets and liabilities of the Group for the last five financial years as set out on pages 182 to 183 of this annual report. Analysis using financial key performance indicators (KPIs) are provided in the Financial Highlights on pages 6 to 7 and Financial Review on pages 17 to 19 of this annual report. In addition, discussions on the Group's environmental, social and governance policies, relationships with its key stakeholders and compliance with relevant laws and regulations which have a significant impact on the Group are contained in the Corporate Governance Report and section of Sustainability on pages 48 to 80. The sustainability report for 2022 is available on the Company's website on the same date as the publication of this annual report.

RESULTS AND DIVIDENDS

The results of the Group for the year are set out in the consolidated statement of profit or loss and other comprehensive income on pages 85 to 86.

After careful review of the Group's financial liquidity and business development requirements, the Board of Directors proposed to declare a final dividend of HK\$0.12 per share for FY 2022 (FY 2021: Nil), implying a total annual dividend amounted to HK\$0.12 per share for FY 2022 (FY 2021: HK\$0.20 per share) which represents the 15% payout ratio, same as that of FY 2021. Amidst the dynamic macroeconomic environment, the Group will remain prudent in financial management and strong in cash flow for business development, so as to create long-term value for shareholders.

PROPERTY, PLANT AND EQUIPMENT

Details of the movements in property, plant and equipment of the Group during the year are set out in note 13 to the consolidated financial statements.

DISTRIBUTABLE RESERVES

The Company's reserves available for distribution represent the aggregate of the retained earnings, the share premium accounts and the special reserve which amounted to RMB1,102,177,000 (2021: RMB1,201,424,000). Under Section 34 of the Companies Act of the Cayman Islands, the share premium of the Company is available for distribution or paying dividends to Shareholders subject to the provisions of its Memorandum and the Articles and provided that immediately following the distribution or dividend, the Company is able to pay its debts as they fall due in the ordinary course of business.

PRE-EMPTIVE RIGHT

There are no provisions for pre-emptive rights under the Articles and there are no restrictions against such rights under the laws of the Cayman Islands which would oblige the Company to offer new shares on a pro rata basis to existing Shareholders.

Directors' Report

SHARE CAPITAL

Details of the movements in the share capital of the Company are set out in note 33 to the consolidated financial statements.

DIRECTORS AND SERVICE CONTRACTS

The Directors of the Company during the year and up to the date of this annual report are:

Executive Directors

Mr. Pan Benjamin Zhengmin (CEO)
Mr. Mok Joe Kuen Richard

Non-executive Director

Ms. Wu Ingrid Chun Yuan

Independent Non-executive Directors

Mr. Zhang Hongjiang (Chairman of the Board)
Mr. Kwok Lam Kwong Larry
Mr. Peng Zhiyuan
Mr. Au Siu Cheung Albert (*resigned with effect from 31 August 2022*)

Appointment and Re-election of the Directors of the Company

In accordance with Article 84 of the Articles, Mr. Kwok and Mr. Mok will retire by rotation at the forthcoming AGM of the Company. Mr. Kwok and Mr. Mok being eligible, offer themselves for re-election at the forthcoming AGM of the Company.

Directors' Service Contract

Each of Mr. Zhang, Mr. Peng, Ms. Wu, Mr. Pan and Mr. Mok will enter into a letter of appointment with the Company for a term from the date of 2023 AGM to be held on 11 May 2023 until the conclusion of the AGM of the Company to be held in 2025, which can be terminated on whenever is the earlier of (i) the date of expiry of the above period; or (ii) ceasing to be a Director of the Company for any reason pursuant to the Company's Articles or any applicable law.

Mr. Kwok has entered into a letter of appointment with the Company for a term from the date of 2022 AGM held on 12 May 2022 until the conclusion of the AGM of the Company to be held in 2024, which can be terminated on whenever is the earlier of (i) the date of expiry of the above period; or (ii) ceasing to be a Director of the Company for any reason pursuant to the Company's Articles or any applicable law.

No Director of the Company proposed for re-election at the forthcoming AGM has a service contract with any member of the Group which is not determinable by the Group within one year without payment of compensation (other than statutory compensation).

The Company confirms that it has received from each of its INEDs an annual confirmation of their independence pursuant to Rule 3.13 of the Hong Kong Listing Rules, and considers that the INEDs are independent.

Biographical details of the Directors of the Company and senior management of the Group as at the date of this annual report are set out on pages 23 to 31.

Directors' Report

DIRECTORS' AND CHIEF EXECUTIVE'S INTEREST IN SHARES AND UNDERLYING SHARES AND DEBENTURES

As at 31 December 2022, the beneficial interests of the Directors of the Company and chief executive in any shares, underlying shares and debentures of the Company and any of its associated corporations (within the meaning of Part XV of the SFO) as recorded in the register of interests required to be kept by the Company under Section 352 of the SFO, or as otherwise notified to the Company and the Hong Kong Stock Exchange pursuant to Divisions 7 and 8 of Part XV of the SFO (including interests or short positions) which they are taken or deemed to have taken under such provisions of the SFO and pursuant to the Model Code, were as follows:

Long positions in the ordinary shares of the Company:

Name of Directors of the Company	Capacity	Number of ordinary shares				Total number of shares	Percentage of the Company's issued shares as at 31 December 2022 ⁽¹⁾
		Personal interests	Corporate interests	Spouse interests	Other interests		
Mr. Pan ⁽²⁾	Beneficial owner/interest of spouse/interest of controlled corporation/founder of a discretionary trust	70,262,162	51,439,440	263,420,525	112,795,525	497,917,652	41.38%
Ms. Wu ⁽³⁾	Interest of spouse/interest of controlled corporation/founder of a discretionary trust	-	263,420,525	122,952,005	111,545,122	497,917,652	41.38%
Mr. Mok ⁽⁴⁾	Beneficial owner/beneficiary of a trust (other than a discretionary trust)	180,000	-	-	99,195	279,195	0.02%

Notes:

- (1) Percentage was computed based on the 1,203,250,000 issued shares as at 31 December 2022.
- (2) Mr. Pan beneficially owns 70,262,162 shares. In addition, Mr. Pan is also deemed or taken to be interested in the following shares for the purpose of the SFO:
 - (i) 51,439,440 shares which are beneficially owned by Silver Island Limited, a company wholly-owned by Mr. Pan;
 - (ii) 263,420,525 shares representing the aggregate of (a) 134,828,594 shares which are beneficially owned by Sapphire Hill Holdings Limited and (b) 128,591,931 shares which are beneficially owned by K&G International Limited. These two companies are wholly-owned by Ms. Wu and as Ms. Wu is his spouse, he is deemed to be interested in such 263,420,525 shares; and
 - (iii) 112,795,525 shares representing the aggregate of (a) 106,806,278 shares which are deemed to be interested by Mr. Pan and Ms. Wu's descendants, as beneficiaries of the Pan 2005 Irrevocable Trust dated 10 May 2005; (b) 4,738,844 shares which are deemed to be interested by Mr. Pan and Ms. Wu's descendants, as beneficiaries of the Pan 2005 Exempt Trust dated 10 May 2005. Two children of Mr. Pan and Ms. Wu are over the age of 18 and have no discretion over distributions or investments in these trusts until distribution is made to them; and (c) 1,250,403 shares which are deemed to be interested by Mr. Pan and Ms. Wu's descendant, as beneficiaries of the Pan 2020 Exempt Trust dated 3 December 2020. One child of Mr. Pan and Ms. Wu is under the age of 18 and has no discretion over distributions or investments in the trust until distribution is made to him.

Directors' Report

- (3) Ms. Wu is deemed or taken to be interested in the following shares for the purposes of the SFO:
- (i) 263,420,525 shares representing the aggregate of (a) 134,828,594 shares which are beneficially owned by Sapphire Hill Holdings Limited; and (b) 128,591,931 shares which are beneficially owned by K&G International Limited. These two companies are wholly-owned by Ms. Wu;
 - (ii) 122,952,005 shares representing the aggregate of (a) 51,439,440 shares which are beneficially owned by Silver Island Limited, a company wholly-owned by Mr. Pan; (b) 70,262,162 shares which are beneficially owned by Mr. Pan; and (c) 1,250,403 shares which are deemed to be interested by Mr. Pan and Ms. Wu's descendant, as beneficiaries of the Pan 2020 Exempt Trust dated 3 December 2020, and as Mr. Pan is her spouse, she is deemed to be interested in such 122,952,005 shares; and
 - (iii) 111,545,122 shares representing the aggregate of (a) 106,806,278 shares which are deemed to be interested by Mr. Pan and Ms. Wu's descendants, as beneficiaries of the Pan 2005 Irrevocable Trust dated 10 May 2005; and (b) 4,738,844 shares which are deemed to be interested by Mr. Pan and Ms. Wu's descendants, as beneficiaries of the Pan 2005 Exempt Trust dated 10 May 2005. Two children of Mr. Pan and Ms. Wu are over the age of 18 and have no discretion over distributions or investments in these trusts until distribution is made to them.
- (4) On 24 March 2022, Mr. Mok was granted 99,195 Awarded Shares pursuant to the 2016 Share Award Scheme adopted by the Company on 23 March 2016, of which 33,065 Awarded Shares were vested on 24 March 2023.

Long positions in the debentures of the Company:

Name of Directors	Capacity/Nature of interest	Principal amount of debentures ⁽¹⁾ held (US\$)
Mr. Pan ⁽²⁾	Interest of spouse/Family interest	330,000
Ms. Wu ⁽³⁾	Interest of controlled corporation/Corporate interest	330,000

Notes:

- (1) The Company issued US\$388,000,000 notes ("2024 Notes"), to be matured in 2024 to third party professional investors, and, the 2024 Notes are listed on the Hong Kong Stock Exchange (stock code: 40075). The 2024 Notes bear interest at the rate of 3.00% per annum, payable semi-annually in arrears on 27 May and 27 November in each year. Subsequently, the Company successfully completed the purchase of US\$111,182,000 of the 2024 Notes, thereby reducing the outstanding aggregate principal amounts of the 2024 Notes to US\$276,818,000.
- (2) Mr. Pan is deemed or taken to be interested in this amount of the 2024 Notes which were held by Sapphire Hill Holdings Limited, a company wholly-owned by Ms. Wu and as Ms. Wu is his spouse, he is deemed to be interested in such amount of the 2024 Notes.
- (3) Ms. Wu is deemed or taken to be interested in this amount of the 2024 Notes which are held by Sapphire Hill Holdings Limited, a company wholly-owned by Ms. Wu.

Other than as disclosed above, as at 31 December 2022, none of the Directors of the Company, chief executive nor their associates had any interests or short positions in the shares, underlying shares and debentures of the Company or any of its associated corporations as recorded in the register of interests required to be kept by the Company under Section 352 of the SFO.

Directors' Report

Disclosure of Conflict of Interest

Directors are requested to declare their personal or business interests, if any, in any transactions to be considered by the Board and such declaration of interest would be reviewed and discussed prior to the Board meetings and, as appropriate, Directors will or will be asked to abstain from voting in the meetings.

Please refer to the section headed "MAJOR CUSTOMERS AND SUPPLIERS" on page 47 of this annual report for any Directors' interest in any of the five largest customers or suppliers.

Arrangements to Purchase Shares or Debentures

Save as disclosed in this annual report, at no time during the year was the Company, or any of its subsidiaries, a party to any arrangements to enable the Directors of the Company or their close associates (as defined under the Hong Kong Listing Rules) to acquire benefits by means of the acquisition of shares in, or debentures of, the Company or any other body corporate.

MAJOR TRANSACTION

On 13 July 2022, the Company published an announcement in relation to the proposed spin-off and separate listing of AAC Optics (Changzhou) Co., Ltd. ("AAC Optics") on the Shanghai Stock Exchange, which, if materialised, may constitute a deemed disposal of the interest in a subsidiary of the Company under Rule 14.29 of the Hong Kong Listing Rules and a major transaction of the Company under Chapter 14 of the Hong Kong Listing Rules. The proposed spin-off was approved by the Shareholders at its extraordinary general meeting convened on 20 August 2022. On 16 December 2022, the Company further announced that, in view of the external macroeconomic environment and industry market development, the Company decided to delay the timetable for the proposed spin-off and separate listing, and, the Shanghai Stock Exchange has accepted the application initiated by AAC Optics to withdraw the application documents in relation to the proposed A share listing. For more details, please refer to the announcements of the Company dated 13 July 2022, 21 August 2022, 31 August 2022 and 16 December 2022 and the circular dated 3 August 2022.

Directors' Report

CONNECTED TRANSACTIONS AND CONTINUING CONNECTED TRANSACTIONS

During 2022, the Group had entered into the connected transactions and continuing connected transactions with certain connected persons of the Company reported in this section. They constituted non-exempt connected transactions and continuing connected transactions subject only to the announcement, reporting and annual review requirement under Chapter 14A of the Hong Kong Listing Rules.

2020 Master Lease Agreements

The Group entered into certain master lease agreements ("2020 Master Lease Agreements") with the respective lessors for the renewing lease of offices and production facilities necessary for the business activities of the Group on 20 December 2019. A summary of the transactions is as follows:

Date of agreement	Lessee Group	Lessor Group	Property	Total Leased Floor Area (Approximately sq.m)	Term	Usage	Annual Caps RMB'000*	2022 Actual RMB'000*
20.12.2019	The Group	深圳市遠宇實業發展有限公司 (Shenzhen Yuanyu Industrial Development Co., Ltd.) ("Shenzhen Yuanyu")	The Shenzhen Yuanyu Nanda Premises at Nanda Buildings, Nanshan, Shenzhen, PRC.	10,540.96	1.1.2020 – 31.12.2022	Offices	2020 – 13,282 2021 – 13,282 2022 – 14,079	14,071
20.12.2019	The Group	常州市來方圓電子有限公司 (Changzhou Laifangyuan Electronics Co., Ltd.) ("Changzhou LFY")	The Changzhou LFY Gang Qiao Premises at Nanxiashu Town, Wujin District, Changzhou, Jiangsu Province, PRC.	13,369 (including ancillary areas)	1.1.2020 – 31.12.2022	Factory and warehouse	2020 – 1,918 2021 – 1,955 2022 – 2,029	1,776
20.12.2019	The Group	江蘇遠宇電子投資集團有限公司 (Jiangsu Yuanyu Electronics Investment Group Co., Ltd.) ("Jiangsu Yuanyu")	The Jiangsu Yuanyu Technologies Building Premises at Science & Education Mega Centre, Wujin District, Changzhou, Jiangsu Province, PRC.	29,736 (including ancillary area)	1.1.2020 – 31.12.2022	Factory and offices	2020 – 10,556 2021 – 11,082 2022 – 11,608	4,182
20.12.2019	The Group	紅光(越南)塑業有限公司 (Hongguang Viet Nam Plastic Company Limited) ("HVPC")	The HVPC Premises at Lot E3-3 Que Vo IP, Van Duong Commune, Bac Ninh city, Bac Ninh Province, Vietnam.	3,344	1.1.2020 – 31.12.2022	Warehouse	2020 – US\$160,600 2021 – US\$160,600 2022 – US\$160,600 (excluding estimated water and electricity costs)	US\$160,512

* Unless otherwise stated.

Directors' Report

2020 Master Purchase Agreements

The Group entered into certain master purchase agreements ("2020 Master Purchase Agreements") with respective supplier in order to assure the continuous supply of production materials to cope with the Group's expected production needs on similar terms. A summary of the transactions is as follows:

Date of agreement	Purchaser Group	Supplier Group	Materials for purchase	Term	Annual Caps RMB'000	2022 Actual RMB'000
20.12.2019	The Group	(a) 常州凌迪電子科技有限公司 (Changzhou Lingdi Electronics Technologies Co., Ltd.) ("Changzhou Lingdi"); and (b) 紅光 (越南) 塑業有限公司 (Hongguang Viet Nam Plastic Company Limited) ("HVPC")	Certain materials and products including but not limited to foam blocks, calcium plastic boards, load plates, carrier bands, plastic plates and plastic trays	1.1.2020 – 31.12.2022	2020 – 120,000 2021 – 130,000 2022 – 140,000	30,807
20.12.2019	The Group	常州市友晟電子有限公司 Changzhou Yousheng Electronics Co., Ltd.) ("Changzhou Yousheng")	Parts for use in acoustic and optical components e.g. foam, adhesives, mesh, domes, ear cushions, insulation mats and resistance neeb	1.1.2020 – 31.12.2022	2020 – 60,000 2021 – 80,000 2022 – 90,000	26,170
20.12.2019	The Group	四川茵地樂材料科技集團有限公司 (Sichuan Yindile Materials Technology Group Co., Ltd.) ("YDL Materials")	Materials e.g. chemical adhesives	1.1.2020 – 31.12.2022	2020 – 20,000 2021 – 25,000 2022 – 30,000	0

Directors' Report

2023 Master Lease Agreements (Renewal of 2020 Master Lease Agreements)

In view of the expiry of the 2020 Master Lease Agreements in order to continue to secure ongoing and future office and production premises as required, the Group renewed the 2020 Master Lease Agreements by entering into new master lease agreements ("2023 Master Lease Agreements") with the respective lessors for the renewing lease of offices and production facilities necessary for the business activities of the Group on 16 December 2022. A summary of the transactions is as follows:

Date of agreement	Lessee Group	Lessor Group	Property	Total Leased Floor Area (Approximately sq.m)	Term	Usage	Expected Annual Rents Payable RMB'000*	Renewal/ New
16.12.2022	The Group	深圳市遠宇實業發展有限公司 (Shenzhen Yuanyu Industrial Development Co., Ltd.) ("Shenzhen Yuanyu")	The Shenzhen Yuanyu Nanda Premises at Nanda Buildings, Nanshan, Shenzhen, PRC.	11,631	1.1.2023 – 31.12.2025	Offices	2023 – 15,640 2024 – 15,764 2025 – 16,682	Renewal
16.12.2022	The Group	常州市來方圓電子有限公司 (Changzhou Laifangyuan Electronics Co., Ltd.) ("Changzhou LFY")	The Changzhou LFY Gang Qiao Premises at Nanxiashu Town, Wujin District, Changzhou, Jiangsu Province, PRC.	10,385 (including ancillary areas)	1.1.2023 – 31.12.2025	Factory and warehouse	2023 – 1,777 2024 – 1,777 2025 – 1,777	Renewal
16.12.2022	The Group	江蘇遠宇電子投資集團有限公司 (Jiangsu Yuanyu Electronics Investment Group Co., Ltd.) ("Jiangsu Yuanyu")	The Jiangsu Yuanyu Technologies Building Premises at Science & Education Mega Centre, Wujin District, Changzhou, Jiangsu Province, PRC.	5,685 (including ancillary area)	1.1.2023 – 30.6.2023	Factory and offices	2023 – 791	Renewal
16.12.2022	The Group	越南紅光塑業有限公司 (Hongguang Viet Nam Plastic Company Limited) ("HVPC")	The HVPC Premises at Lot E3-3 Que Vo IP, Van Duong Commune, Bac Ninh city, Bac Ninh Province, Vietnam.	3,344	1.1.2023 – 31.12.2025	Warehouse	2023 – US\$160,600 2024 – US\$160,600 2025 – US\$160,600 (excluding estimated water and electricity costs)	Renewal

* Unless otherwise stated.

Directors' Report

2023 Master Purchase Agreements (Renewal of 2020 Master Purchase Agreements)

The Group entered into certain master purchase agreements ("2023 Master Purchase Agreements") with respective supplier in order to assure the continuous supply of production materials to cope with the Group's expected production needs on similar terms. A summary of the transactions is as follows:

Date of agreement	Purchaser Group	Supplier Group	Materials for purchase	Term	Annual Caps RMB'000	Renewal/ New
16.12.2022	The Group	(a) 常州凌迪電子科技有限公司 (Changzhou Lingdi Electronics Technologies Co., Ltd.) ("Changzhou Lingdi"); and (b) 越南紅光塑業有限公司 (Hongguang Viet Nam Plastic Company Limited) ("HVPC")	Certain materials and products including but not limited to foam blocks, calcium plastic boards, load plates, carrier bands, plastic plates and plastic trays	1.1.2023 – 31.12.2025	2023 – 140,000 2024 – 140,000 2025 – 140,000	Renewal
16.12.2022	The Group	常州市友晟電子有限公司 Changzhou Yousheng Electronics Co., Ltd.) ("Changzhou Yousheng")	Parts for use in acoustic and optical components e.g. foam and domes	1.1.2023 – 31.12.2025	2023 – 90,000 2024 – 90,000 2025 – 90,000	Renewal

Pursuant to the 2020 Master Lease Agreements and 2020 Master Purchase Agreements, relevant members of the Group entered into separated leasing agreements and purchase orders with respect to each of the connected transactions and continuing connected transactions. The terms of, and the consideration payable under each of these leasing agreements and purchase orders were negotiated on arm's length bases, on normal commercial terms or better, which, from the Group's perspective, were no less favorable than those which the relevant members of the Group could obtain from independent third-parties. In addition to the above, to ensure the transactions contemplated under the 2020 Master Purchase Agreements to be fair and reasonable, the Group obtained quotations from no less than two independent third-party suppliers in addition to the quotation from connected person so that the Group will compare three quotations for procurement of materials and products.

The Group's internal audit function has reviewed the connected transactions and continuing connected transactions for the year ended 31 December 2022, and the internal control systems. The Group's internal audit function has (i) conducted quarterly evaluation and assessment on the internal control systems, the pricing mechanism and the Group's IT procurement system; (ii) performed regular internal audit checking on the Group's connected transactions and continuing connected transactions; (iii) alerted the Group's compliance and procurement departments on a timely basis if there is any issue identified; and (iv) submitted a quarterly report to the Directors regarding the results of the above-mentioned evaluation, assessment as well as internal audit checking so as to ensure that the connected transactions and continuing connected transactions in 2022 were conducted in accordance with the terms of the 2020 Master Lease Agreements, 2020 Master Purchase Agreements, and in compliance with the internal control systems.

Directors' Report

Confirmation from the Directors and the Auditors

The INEDs had reviewed the connected transactions and continuing connected transactions in 2022 and the findings, and reports provided by the Group's internal audit function, and are satisfied that the pricing mechanism and internal control systems in place were sufficient, and effective, and the transactions were entered into by the Group (a) in the ordinary and usual course of business of the Group; (b) on normal commercial terms or better; and (c) according to the agreements governing them on terms that are fair and reasonable and in the interests of the Company and the Shareholders as a whole.

The Company has engaged its external auditor to review the Group's connected transactions and continuing connected transactions in accordance with Hong Kong Standard on Assurance Engagements 3000 (Revised) "Assurance Engagements Other than Audits or Reviews of Historical Financial Information" and with reference to Practice Note 740 (Revised) "Auditor's Letter on Continuing Connected Transactions under the Hong Kong Listing Rules" issued by the Hong Kong Institute of Certified Public Accountants. The Directors of the Company reported that the auditor had confirmed the matters set out in Rule 14A.56 of the Hong Kong Listing Rules regarding the connected transactions and continuing connected transactions for the year ended 31 December 2022.

Other than as disclosed above, no transaction, arrangement or contract of significance to which the Company or any of its subsidiaries was a party and in which a Director of the Company or his/her connected entities had a material interest, whether directly or indirectly, subsisted at the end of the year or at any time during the year.

The Connected Relationships

The relevant parties to the above connected transactions and continuing connected transaction with the Group and a description of their connected relationships with the Group as at 31 December 2022 are as follows:

The connected party	The person in relation with connected party
Changzhou LFY	A company owned as to 50% by each of Mr. Pan Zhonglai, Mr. Pan's father and Ms. Xie Yufang, Mr. Pan's mother
Changzhou Lingdi	A company owned as to 51% by Ms. Ye Huamei, Ms. Wu's mother and 49% by Ms. Wu Yayuan, Ms. Wu's sister
Changzhou Yousheng	A company owned as to 30% by Ms. Xie Yufang and 70% by Ms. Pan Lijun, Mr. Pan's sister as to 70%
HVPC	A company indirectly wholly-owned by Ms. Ye Huamei
Jiangsu Yuanyu	A company indirectly owned as to 50% by each of Mr. Pan Zhonglai and Ms. Xie Yufang
Shenzhen Yuanyu	A company wholly-owned by Ms. Ye Huamei
YDL Materials	A company held by: (i) Jiangsu Yuanyu as to 13%; and (ii) a partnership enterprise as to 12%, of which Ms. Wu Yayun, Ms. Ye Huamei and a company indirectly owned by Ms. Wu are the partners

Directors' Report

RELATED PARTY TRANSACTIONS

The significant related party transactions entered into by the Group during the year are set out in note 42 to the consolidated financial statements and include transactions that constitute connected transactions and continuing connected transactions for which the disclosure requirements under the Hong Kong Listing Rules have been complied with.

SUBSTANTIAL SHAREHOLDERS

As at 31 December 2022, the register of interests and short positions kept by the Company under Section 336 of the SFO, other than the Directors of the Company and chief executive, showed that the following persons held interests or short positions in the Company's shares, which would fall to be disclosed to the Company under the provisions of Divisions 2 and 3 of Part XV of the SFO, some of which were represented the same batch of other interests of Mr. Pan and Ms. Wu as disclosed in the section of "DIRECTORS' AND CHIEF EXECUTIVE'S INTEREST IN SHARES AND UNDERLYING SHARES AND DEBENTURES" above:

Name of Shareholders	Capacity	Number of shares	Derivative interest	Percentage of the Company's issued shares as at 31 December 2022 ⁽¹⁾
JPMorgan Chase & Co. ⁽²⁾	Interest of controlled corporation/ Person have security interest in shares/Investment Manager/ Trustee/Approved lending agent	134,885,492 (L) 18,038,252 (S) 4,997,517 (P)	2,226,000 (L) 3,752,857 (S) –	11.39% 1.81% 0.41%

L — Long position

S — Short position

P — Lending pool

Notes:

- (1) Percentage was computed based on the 1,203,250,000 issued shares as at 31 December 2022.
- (2) JPMorgan Chase & Co., through its various 100% controlled corporations ("JPMorgan Group"), is indirectly interested in (i) an aggregate of 134,885,492 shares and listed derivative interests of 1,760,000 shares with physically settled, listed derivative interests of 251,000 shares with cash settled, and unlisted derivative interests of 215,000 shares with cash settled in long position; and (ii) an aggregate of 18,038,252 shares and listed derivative interests of 400,000 shares with physically settled, listed derivative interests of 1,262,500 shares with cash settled, unlisted derivative interests of 581,626 shares with physically settled, and unlisted derivative interests of 1,508,731 shares with cash settled in short position. Among them, 111,545,122 shares were held by JPMorgan Group as a trustee, which represented the same batch of other interests of Mr. Pan and Ms. Wu as disclosed in the section of "DIRECTORS' AND CHIEF EXECUTIVE'S INTEREST IN SHARES AND UNDERLYING SHARES AND DEBENTURES" above.

In addition to the above, JPMorgan Chase & Co. is also interested in 4,997,517 shares in lending pool as described in the SFO. The term "lending pool" is defined as (i) shares that the approved lending agent holds as agent for a third party which he is authorised to lend and other shares that can be lent according to the requirements of the Securities Borrowing and Lending Rules; and (ii) shares that have been lent by the approved lending agent and only if the right of the approved lending agent to require the return of the shares has not yet been extinguished.

- (3) Please refer to the section headed "DIRECTORS' AND CHIEF EXECUTIVE'S INTEREST IN SHARES AND UNDERLYING SHARES AND DEBENTURES" for the interests held by Mr. Pan, Ms. Wu and their associates, who are also substantial shareholders of the Company.

Directors' Report

EMOLUMENT POLICY

The Remuneration Committee assisted the Board on formulating remuneration policy and reviewing the emoluments of senior management and the Directors of the Company. Responsibilities and work performed in 2022 by the Remuneration Committee are stated on pages 64 to 66 in the Corporate Governance Report.

PERMITTED INDEMNITY PROVISION

Pursuant to the Company's Articles, subject to relevant laws, every Director of the Company shall be indemnified out of the assets of the Company against all losses and liabilities which the Directors of the Company may sustain or incur in or about the execution of his/her office or otherwise in relation thereto. The Company has taken out insurance against the liability and costs associated with defending any proceedings which may be brought against the Directors of the Company.

SHARE AWARD SCHEME & SUBSIDIARY SHARE INCENTIVE SCHEME

As announced by the Company on 23 March 2016, the Board resolved to adopt a share award scheme (the "2016 Share Award Scheme") in which Employees (other than Excluded Employees) may be selected by the Board to participate. The purpose of the 2016 Share Award Scheme is to permit the Company to grant Awards to Selected Employees as incentives for their contributions to the Group and to attract suitable personnel for further development of the Group. Selected Employees are any employee (including without limitation any executive Director but excluding any non-executive Director or independent non-executive Director) of any member of the Group selected by the Board pursuant to the scheme rules for participation in the 2016 Share Award Scheme. Subject to any early termination as may be determined by the Board pursuant to the scheme rules, the 2016 Share Award Scheme shall be valid and effective for a term of ten (10) years commencing on 23 March 2016.

The maximum number of shares that may be awarded under the 2016 Share Award Scheme during its term is limited to 1.65% (i.e. 19,775,250 shares as at 23 March 2023) of the issued share capital of the Company from time to time. The maximum number of Awarded Shares that may be granted to any one Selected Employee shall not exceed 0.5% (i.e. 5,992,500 shares as at 23 March 2023) of the issued share capital of the Company from time to time. Pursuant to the 2016 Share Award Scheme, shares will be subscribed for at a subscription price as determined by the Board, or purchased on the Hong Kong Stock Exchange, by Bank of Communications Trustee Limited (the "Trustee") at the cost of the Company and will be held by the Trustee on trust for Selected Employee(s) under the 2016 Share Award Scheme before vesting. The 2016 Share Award Scheme is a discretionary scheme of the Company. The Company will comply with the new Chapter 17 in accordance with the transitional arrangements for the existing share schemes. The capitalised terms referred in this section shall have the same meanings as those defined in the announcement made by the Company on 23 March 2016 relating to the adoption of the 2016 Share Award Scheme.

Since the date of adoption of the 2016 Share Award Scheme and up to the date of this annual report, no new shares have been issued to the Trustee pursuant to the scheme rules and trust deed of the 2016 Share Award Scheme. In August 2021, March 2022 and January 2023, the Trustee of the 2016 Share Award Scheme purchased 6,042,500, 4,188,500 and 3,276,000 shares, respectively, on the Hong Kong Stock Exchange for the purpose of the 2016 Share Award Scheme, funded by the Company's internal resources. On 24 March 2022, 10,230,593 Awarded Shares were granted to 340 employees at nil consideration, in which 2,722,799 Awarded Shares have been vested to employees on 24 March 2023. The Awarded Shares shall be vested in the Grantees subject to the terms of the 2016 Share Award Scheme and the vesting conditions as set out in the respective Grant Notice to each Grantees (including a period of continued service within the Group after the grant of the Award and performance targets which must be attained).

Directors' Report

Details of the Awarded Shares and a summary of the movements under the 2016 Share Award Scheme during the year were set out as follows:

Grantees	Date of grant	Vesting period	Closing price of Shares immediately before the date of grant HK\$	Number of Awarded Shares					Unvested as at 31 December 2022
				Unvested as at 1 January 2022	Granted during the year	Cancelled during the year	Lapsed during the year	Vested during the year	
Director of the Company									
Mok Joe Kuen Richard	24 March 2022	24 March 2023 - 24 March 2025 (Note (3))	18.46	-	99,195	-	-	-	99,195
Five highest paid individuals in aggregate (Note (1))	24 March 2022	24 March 2023 - 24 March 2025 (Note (3))	18.46	-	1,258,538	-	-	-	1,258,538
Other Grantees in aggregate	24 March 2022	24 March 2023 - 24 March 2025 (Note (3))	18.46	-	8,972,055	-	639,203	-	8,332,852
Total:					10,230,593	-	639,203	-	9,591,390

Notes:

- (1) The five highest paid individuals included one Director of the Company, who was granted share awards under the 2016 Share Award Scheme.
- (2) The maximum number of Shares that may be awarded under the 2016 Share Award Scheme during its term is 1.65% of the issued share capital of the Company from time to time. As at 1 January 2022, the Awarded Shares available for grant under the 2016 Share Award Scheme were 19,940,250 Shares. As at 31 December 2022, the remaining Shares which could be further awarded under the 2016 Share Award Scheme were 10,262,235 Shares.
- (3) On 24 March 2022, 10,230,593 Awarded Shares were granted to 340 employees. Please refer to the announcement of the Company dated 24 March 2022 for details including vesting conditions, performance targets and vesting schedules, etc..

For further information regarding the fair value of the Awarded Shares at the date of grant, the accounting standard and policy adopted, and the methodology and assumption used, please refer to Note 35 to the condensed consolidated financial statements.

On 23 March 2023, the Company announced a proposed adoption of a new share award scheme for the employees. For more details, please refer to the Company's announcement dated 23 March 2023.

Directors' Report

In addition to the 2016 Share Award Scheme, AAC Optics, a subsidiary of the Company, operates a subsidiary share incentive (the "Subsidiary Share Incentive Scheme"). The purpose of the Subsidiary Share Incentive Scheme is to provide the selected employees of AAC Optics and relevant personnel a market oriented incentive scheme and attract top talents. AAC Optics intends to incentivise and reward them for their commitment and dedication to its business expansion. Please refer to Note 35 to the condensed consolidated financial statements for details.

EQUITY-LINKED AGREEMENTS

Save as disclosed in this annual report, no equity-linked agreements were entered into during the year or subsisted at the end of this year.

DONATION

For the year ended 31 December 2022, the Group made donations equivalent to approximately RMB1,480,000 to various communities related to COVID-19 precautionary measures and development of local communities.

PURCHASE, SALE OR REDEMPTION OF LISTED SECURITIES

Share Repurchase

The Company believes that in addition to the sustained increase of earnings per share and the intrinsic value per share, the repurchase of the Company's shares at the appropriate timing could also be an important metric to enhance long-term value of our shareholders.

At the AGM on 12 May 2022, the Company's shareholders granted a general mandate to the Directors of the Company to repurchase shares of the Company (the "Repurchase Mandate"), pursuant to which the Company is allowed to repurchase up to 10% of the total number of issued shares of the Company as at the date of the AGM.

During the year ended 31 December 2022, the Company had repurchased, under the Repurchase Mandate, a total of 7,455,500 shares on the Hong Kong Stock Exchange for an aggregate consideration of HK\$110.86 million. Out of the consideration of HK\$64.32 million for shares repurchased in December 2022, RMB34.6 million was included in other payables. Out of the 7,455,500 shares, 5,250,000 ordinary shares were cancelled during the year and 2,205,500 ordinary shares were cancelled in January 2023. In January 2023, the Company had repurchased, under the Repurchase Mandate, a total of 2,544,500 shares on the Hong Kong Stock Exchange. All shares repurchased were subsequently cancelled, the total number of shares of the Company in issue as at the date of this annual report was 1,198,500,000.

The share repurchase reflects the Company's solid financial position and the Board's strong confidence in the Company's future business prospects. The Directors of the Company believe that the share repurchase was in the interest of Shareholders as a whole, enhancing the net asset value per share and earnings per share of the Company.

Details of the share repurchases are as follows:

Month	Total number of the ordinary shares	Price paid per share		Aggregate consideration ⁽¹⁾ HK\$'000
		Highest HK\$	Lowest HK\$	
September 2022	3,750,000	12.72	11.90	46,544
December 2022	3,705,500	17.90	16.76	64,316
January 2023	2,544,500	18.02	16.40	42,766

Note:

(1) Including brokerage, transaction levy, stamp duty and transaction cost of HK\$487,000.

Directors' Report

Bond Purchase

The Company issued: (i) US\$388,000,000 3.00 per cent. notes due 2024 (2024 Notes, stock code: 40075) in 2019; (ii) US\$300,000,000 2.625 per cent. notes due 2026 (2026 Notes, stock code: 40699) in 2021; and (iii) US\$350,000,000 3.750 per cent. notes due 2031 (2031 Notes, stock code: 40700) in 2021, to Professional Investors.

From 14 September 2022 to 12 October 2022, the Company conducted an offer to purchase for cash up to certain maximum acceptance amount of its outstanding 2024 Notes and 2026 Notes (the "Tender Offer") for the purpose of optimizing its debt structure and proactive management of its liabilities.

Through the Tender Offer, the Company successfully completed the purchase of US\$111,182,000 of the 2024 Notes and US\$47,396,000 of the 2026 Notes, with aggregate amount of US\$133,766,000 paid by the Company, thereby reducing the outstanding aggregate principal amounts of the 2024 Notes and the 2026 Notes to US\$276,818,000 and US\$252,604,000, respectively.

Subsequently in January 2023, the Company had purchased from open market US\$1,000,000 of the 2026 Notes and US\$1,000,000 of the 2031 Notes, with aggregate amount of US\$1,620,000 paid by the Company, thereby reducing the outstanding aggregate principal amounts of the 2026 Notes and the 2031 Notes to US\$251,604,000 and US\$349,000,000, respectively.

Save as disclosed above, during the year ended 31 December 2022, neither the Company nor any of its subsidiaries has purchased, sold or redeemed any of the Company's listed securities.

HUMAN RESOURCES

As at 31 December 2022, the Group employed 27,798 permanent employees, a 26% decrease from 37,591 employees as at 31 December 2021. The reduction in total work force was the result of the Group's continuous improvement in employees' competencies, investment in automation and advanced production methodologies, whereas pandemic situation also caused uncertainties in the market.

Employees of the Group are remunerated based on their individual performance, professional qualifications, experience in the industry and relevant market trends. Management from time to time reviews the Group's remuneration policy based on benchmarking results, and fairly rewards its employees based on individual performance. In addition to basic salaries, allowances, social insurance and mandatory pension fund contribution, certain employees and employee groups are also eligible for the Group's bonus plan and share schemes.

As required by the relevant regulations, the Group has been participating in the social insurance schemes operated by the relevant local government authorities in the PRC, and in the mandatory pension fund as well as social insurance schemes for its employees in the Czech Republic, Denmark, Finland, Hong Kong, India, Japan, Malaysia, Singapore, South Korea, Taiwan, the United Kingdom, the United States and Vietnam.

The Company is committed to invest in talents to develop innovative products for next generation designs. The Company has already established and continues to expand its various R&D centers in Asia, Europe and North America, including a long-established collaboration with universities, and others, on many different projects.

Directors' Report

MAJOR CUSTOMERS AND SUPPLIERS

During the year, the aggregate sales attributable to the Group's five largest customers comprised approximately 83.9% of the Group's total revenue from sales while the revenue from sales attributable to the Group's largest customer was approximately 43.5% of the Group's total revenue from sales.

During the year, the aggregate purchases attributable to the Group's five largest suppliers were 26.7% of the Group's total purchases while the purchases attributable to the Group's largest supplier was approximately 10.6% of the Group's total purchases.

As at 31 December 2022, Ms. Wu, the non-executive Director of the Company, holding more than 5% of the Company's share capital, had beneficial interests in one of the Group's five largest customers. The customer has the usual trading terms as any other customers of the Group. At no time during the year and up to the date of this annual report, had Ms. Wu's interests in the customer exceeded 1%. To the knowledge of the Directors of the Company, Ms. Wu has never been a director, nor involved in management, of these customers or suppliers.

Save as disclosed above, none of the Directors of the Company, their close associates or any Shareholder which to the knowledge of the Directors of the Company, owns more than 5% of the Company's share capital had an interest in any of the five largest customers or suppliers.

DIRECTORS' INTERESTS IN COMPETING BUSINESS

During the year, none of the Directors of the Company or their respective close associates (as defined in the Hong Kong Listing Rules) were considered to have an interest in a business which competes or is likely to compete, either directly or indirectly, with the business of the Group, other than those businesses of which the Directors of the Company were appointed as Directors of the Company to represent the interests of the Company and/or the Group.

MANAGEMENT CONTRACTS

No contracts concerning the management and administration of the whole or any substantial part of any business of the Company were entered into during the year or subsisted at the end of the year.

SUFFICIENCY OF PUBLIC FLOAT

Based on the publicly available information and as far as the Directors of the Company are aware, the Company has maintained a public float of more than 25% of the Company's issued shares throughout the financial year ended 31 December 2022 and has continued to maintain the public float as at the date of this annual report.

AUDITOR

The consolidated financial statements for the year have been audited by Deloitte. A resolution will be submitted to the AGM of the Company to re-appoint Deloitte as auditor of the Company.

On behalf of the Board
AAC Technologies Holdings Inc.

Zhang Hongjiang
Chairman

23 March 2023

Corporate Governance Report

CORPORATE GOVERNANCE POLICY AND PRACTICES

The Board and the Company consider effective corporate governance not only a safeguard of the interests and confidence of our stakeholders, but also a key component in the Group's sustainable long term development and value creation. Our Board, which is at the centre of our corporate governance structure, has regularly reviewed and refined principles, policies and practices on the conduct with an aim to support the growth of the Group's operations. Our sound corporate governance structure includes a quality Board, high standards of corporate responsibility and sustainability awareness, a high degree of transparency, accountability and independence, and, an effective design, implementation and enforcement of the risk management as well as internal control systems. Based on regular reviews of the Company's actual performance against the CG Code in Appendix 14 to the Hong Kong Listing Rules, the Board is satisfied that throughout the financial year ended 31 December 2022, the Company has complied with all the Code Provision(s).

The Board recognizes the need to continuously adapt and improve our corporate governance policies and practices in light of our experience, increasingly stringent regulatory requirements, international developments and stakeholders expectations. It is committed to high standards of disclosure as well as to excellence in corporate governance. The Company's Corporate Governance framework comprises the following key components:

- I. Board and Executive Management
- II. Governance Structure and Board Committees
- III. Corporate Governance Code
- IV. Legal and Regulatory Compliance
- V. Joint Company Secretaries
- VI. Internal Audit, Risk Management and Internal Control
- VII. External Statutory Audit
- VIII. Code of Conduct, Whistleblowing Policy and Anti-Fraud and Anti-Bribery Policy
- IX. Shareholders Engagement and Value
- X. Shareholders' Rights

Details of the key components related to Corporate Governance framework are also available on the website of the Company.

BOARD AND EXECUTIVE MANAGEMENT

The overall stewardship of the Company's operations is vested in the Board. Our Chairman, an INED of the Company, is to lead the Board to take central responsibilities to formulate, approve, evaluate and regulate the overall purpose, values, strategic directions and policies of the Company and ensure they are aligned with the Company's culture. In doing so, the Board will oversee and review the Company's business including operating performance, effectiveness of risk management and internal control systems, corporate governance policies, compliance, organization structure and management's performance.

The positions of Chairman and CEO are separate. Our CEO has the overall responsibility for carrying out the strategy and direction set by the Board and, assisted by the Executive Vice President, for managing the Group's business. During the year, management runs the day-to-day operation following the related financial limits for a schedule of matters designated to management approved by the Board. Management is to submit business plans or investment proposals to the Board if they fall outside the designated limits. The Board also reviews and approves the annual operating and capital budgets, and when appropriate, incremental items/amounts outside the approved budgets will be raised to the Board for approval. Under the supervision of CEO and the Executive Vice President, management is responsible for the daily operations of the Group. Key updates on business operations, financial results and strategic matters are provided to the Board on a timely basis.

Corporate Governance Report

GOVERNANCE STRUCTURE & BOARD COMMITTEES

Composition of Board and Committees as at 23 March 2023 (the date of this report)

Board of Directors		
Zhang Hongjiang	(INED & Chairman of the Board)	
Kwok Lam Kwong Larry	(INED)	
Peng Zhiyuan	(INED)	
Wu Ingrid Chun Yuan	(NED)	
Pan Benjamin Zhengmin	(ED & CEO)	
Mok Joe Kuen Richard	(ED)	





Audit and Risk Committee* (all INEDs)	Nomination Committee* (all INEDs)	Remuneration Committee* (all INEDs)
Established in April 2005	Established in April 2005	Established in April 2005
Current Members	Current Members	Current Members
Kwok Lam Kwong Larry (Chairman) Peng Zhiyuan Zhang Hongjiang	Zhang Hongjiang (Chairman) Kwok Lam Kwong Larry Peng Zhiyuan	Peng Zhiyuan (Chairman) Zhang Hongjiang Kwok Lam Kwong Larry

* There is no fixed term of office of the Committee members. The Board will review the same periodically.

The Board's Roles and Responsibilities

Our Board plays more than a key role in our Corporate Governance Framework. Under the leadership of our Chairman, the Board actively promotes the success of the Group by directing and supervising its affairs in a responsible and effective manner.

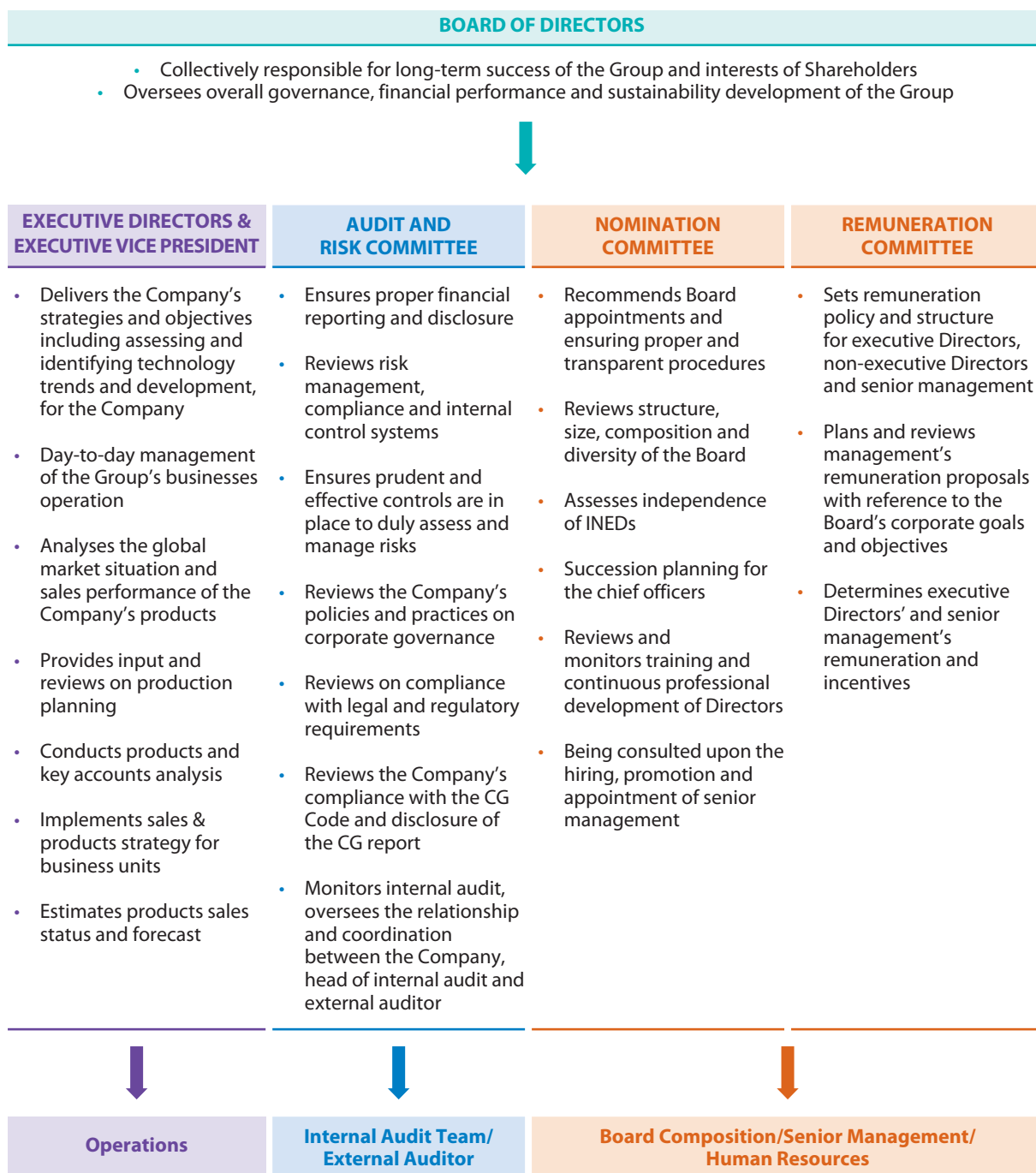
Some of the key responsibilities of the Board include:

<p>Strategy & Management</p>  <ul style="list-style-type: none"> The Board will formulate, update and refine the Group's strategy and business objectives. Every quarter, major investing and financing activities will be approved and management is evaluated on the implementation progress to monitor the Group's businesses against plan and budget. Overseeing the Group's relationships with stakeholders. 	<p>Corporate Governance, Risk Management & Sustainability</p>  <ul style="list-style-type: none"> The Board will approve amendments to policies and review implementations related to Group's corporate governance, internal controls, risk management and sustainability practices.
<p>Financial Results</p>  <ul style="list-style-type: none"> The Board will approve the Group's annual budgets, interim and annual financial statements and results announcements, recommend reappointment of external auditor and declare interim and final dividends (if any). 	<p>Effectiveness of Board Committees</p>  <ul style="list-style-type: none"> The performances of the Board and the Committees are evaluated annually. All Board Committees are provided with sufficient resources to discharge their duties, including access to management or professional advice if considered necessary.

Corporate Governance Report

Board Committees & Executive Management Structure

In discharging its governance and other responsibilities, the Board has established individual Board Committees with defined terms of reference to assist the full Board. The three Board Committees, all chaired by INEDs and comprising all INEDs, are illustrated in the following governance structure:



Details of the responsibilities of the Board Committees are set out below. Their terms of reference, including their duties, have been published on the websites of the Hong Kong Stock Exchange and the Company.

Corporate Governance Report

Delegation by the Board

In addition to the individual Board Committees, established to assist the full Board in specific areas, the responsibilities for delivering the Company's strategies and objectives, and day-to-day management of the Group's businesses are delegated to the executive Directors, the Executive Vice President, and the team of senior management.

Board Process

Board meetings are held regularly and at least four times a year at approximately quarterly intervals with active participation of the Directors, either in person or through electronic communication. Apart from the regular scheduled Board meetings, other Board meetings will be held in occasions when appropriate, such as publishing announcements and reviewing significant investment opportunities.

Board and Committees Evaluation

Separate INED meeting

The Chairman of the Board held meetings with INEDs without the presence of other Directors and management during 2022 to evaluate the performance of the executive Directors and the effectiveness of the Board on 23 March 2022 and 24 August 2022.

Evaluation

In addition, we undertake a performance evaluation of our Board and Committees internally on a yearly basis. In March 2022 and March 2023, the Board, Audit and Risk Committee, Nomination Committee and Remuneration Committee underwent an annual evaluation of their effectiveness and performance with regard to the years 2021 and 2022 respectively, through completion of questionnaires.

Questionnaire — Key Evaluation Areas

- Structure and Composition of the Board and Committees, such as size, selection process
- Responsiveness to special incidents, diversity of Board members
- Board culture and collegiality
- Board information quality: accuracy, relevance, digestibility, timeliness and access to management
- Board process and adequacy of meetings
- Relationship with management (performance measures, visibility, mutual trust)

The results of the evaluation were such that the Board and all Committees were found to be operating effectively, nothing significant had affected the Board or the Committees performance and no material issue needed to be tabled for discussion. Reporting of matters by all the Committees to the Board were found to be clear and adequate. The Directors are satisfied that the Board and its Committees have the right mix of expertise, experience and skills.

Corporate Governance Report

Independency of Directors

Ms. Wu, the non-executive Director, is not considered as independent, as she is the spouse of CEO, Mr. Pan, together with CEO and their family trusts, has a substantial interest (holding approximately 41.38% interest in the Company as at 31 December 2022). Her knowledge and investment experience in the industry in which the Company operates continue to contribute valuably to the functioning of the Board as a whole. In common with all Directors, she is aware of her responsibilities as a Director to all Shareholders.

In the event that the interests of the Shareholders and the Company are not aligned, the Board prioritizes the Company's interests over that of any Shareholder. When the Shareholder is materially interested in a matter, the relevant Directors will, according to the Articles, abstain from voting on such resolutions.

The Board is committed to maintain an independent Board comprising three INEDs, two executive Directors, and a non-executive Director. We separate the roles of CEO and the Chairman of the Board since the first date of listing. Currently, CEO is Mr. Pan and the Chairman of the Board is Mr. Zhang. We believe that this Board structure demonstrates our commitment to good corporate governance and benefits our shareholders by enhancing the oversight of management by the Board, and encouraging balanced decision making.

An updated list of Directors identifying their roles and functions and whether they are INEDs has been published on 31 August 2022 on the websites of the Hong Kong Stock Exchange and the Company, and under the section headed "Biographies of Directors and Senior Management" of this annual report on pages 23 to 31. Terms of appointment for all non-executive Directors (including INEDs) were set out in the Directors' Report on page 33.

The independence of INEDs is reviewed by the Nomination Committee on an annual basis to ensure independent views in the Board. The Company has received, from each of the INEDs, an annual written confirmation of his independence pursuant to Rule 3.13 of the Hong Kong Listing Rules. Based on the assessment conducted by the Nomination Committee, it is considered that all of the INEDs are independent.

Disclosure of Conflict of Interest

Directors are requested to declare their personal or business interests, if any, in any transactions to be considered by the Board and such declaration of interest would be reviewed and discussed prior to the Board meetings and, as appropriate, Directors with conflict of interest will or will be asked to abstain from voting in the meetings.

Identified related party transactions are disclosed in Directors' Report from pages 37 to 42. Also, as disclosed on page 47, as at 31 December 2022, Ms. Wu, the non-executive Director holding more than 5% of the Company's share capital, had beneficial interests in one of the Group's five largest customers. The customer has the usual trading terms as any other customers of the Group. At no time during the year and up to the date of this annual report, had Ms. Wu's interests in the customer exceeded 1%. Ms. Wu has never been director of the customer nor involved in its management.

Save as disclosed above, none of the Directors, or their close associates had an interest in any of the five largest customers or suppliers of the Group.

Board Agenda Schedule

Sufficient notice of not less than 14 calendar days, is given for regular Board meetings to all Directors enabling them to attend, and reasonable notice will be given in case of other Board meetings. The Directors receive details of agenda items well in advance of each Board meeting to ensure effective participation. Board minutes are kept by the Joint Company Secretaries and are sent to the Directors for review before sign-off and for their records. The minutes are also made available for inspection by all the Directors and the external auditor.

Corporate Governance Report

Board Activities

January - March 2022

- reporting from Audit and Risk Committee and other Committees
- 2021 annual results and report
- evaluation of Board performance for the year 2021
- audit matters for the year 2021
- re-appointment of external auditor for the year 2022
- connected transactions/continuing connected transactions
- directors' and officers' liability insurance
- sustainability report for the year 2021
- risk management & internal controls
- corporate governance compliance
- AGM matters of 2022
- Company's Articles and policies
- Sustainability Working Group Terms of Reference and Climate Change policy
- retirement and re-election of Directors
- business operation and legal updates

April - June 2022

- reporting from Audit and Risk Committee and other Committees
- quarterly results
- risk management & internal controls
- connected transactions/continuing connected transactions
- business operation and legal updates
- Spin-off and separate listing of a subsidiary on the Shanghai Stock Exchange

July - September 2022

- reporting from Audit and Risk Committee and other Committees
- 2022 interim results and report
- interim dividend for the first half of 2022
- audit matters for the first half of 2022
- risk management & internal controls
- connected transactions/continuing connected transactions
- business operation and legal updates
- Company's policies, reviewing terms of reference of the Audit and Risk Committee
- purchase of outstanding 2024 Notes and 2026 Notes

October - December 2022

- reporting from Audit and Risk Committee and other Committees
- quarterly results
- budget for the forthcoming year
- risk management & internal controls
- connected transactions/continuing connected transactions and renewal of annual cap for the years 2023-2025
- business operation and legal updates
- repurchase of shares
- Company's policies, reviewing terms of reference of the Remuneration Committee and the Nomination Committee

January - March 2023

- reporting from Audit and Risk Committee and other Committees
- 2022 annual results and report
- 2022 final dividend
- evaluation of Board performance for the year 2022
- audit matters for the year 2022
- re-appointment of external auditor for the year 2023
- connected transactions/continuing connected transactions
- directors' and officers' liability insurance
- sustainability report for the year 2022
- risk management & internal controls
- corporate governance compliance
- AGM matters of 2023
- retirement and re-election of Directors
- business operation and legal updates
- appointment of joint company secretary
- change to bi-annual financial results reporting
- reviewing terms of reference of the Audit and Risk Committee

Corporate Governance Report

Work done by the Board in 2022 and to date

During the year 2022 and up to the date of this annual report, the Board performed, considered and/or resolved the following matters:



Policies

- reviewed the Company's policies including Anti-Fraud and Anti-Bribery Policy, Whistleblowing Policy, Board Diversity Policy, Nomination Policy, Corporate Disclosure Policy, Shareholders Communication Policy and Procedures for Shareholders to Nominate Candidates for Directors



Stakeholders

- reviewed, recommended and declared dividend payments
- reviewed investor relations program and strategies
- reviewed the Sustainability Working Group Terms of Reference and Climate Change policy
- approved and published our annual sustainability reports for the years of 2022 and 2023



Business and Financial Operations

- reviewed the strategic plans for the Company's core businesses to meet short-term objectives and to strengthen medium-term competitiveness
- ongoing assessment of the Company's technology capabilities, with a view to enabling the Company to reach another level of commercial success and sustainability
- reviewed new opportunities in our core business portfolio with management
- reviewed and considered the annual budget, disposals and acquisitions proposals and other significant operational and financial matters
- reviewed accounting principles and practices and approved the relevant quarterly, interim and annual results and financial statements and the related announcements
- reviewed monthly operations and financial updates, and, where appropriate, approved the related announcements (if any)
- submitted resolution at the AGM for re-appointment of external auditor
- considered the proposed spin-off and separate listing of optics business
- considered and approved tender offer



Corporate Governance

- performed the duties of corporate governance functions under Code Provision A.2.1, which included in the Board's terms of reference
- reviewed the segregation of duties between Chairman & CEO
- reviewed and evaluated the ERM system for the Group
- reviewed and evaluated internal audit reports and the effectiveness of the risk management and internal control systems over financial, operational and compliance matters



Board Committees

- reviewed terms of reference of the Audit and Risk Committee, Remuneration Committee, Nomination Committee, Board & Directors' Duties, and Company's policies
- reviewed and approved the recommendations made by the Audit and Risk Committee, Nomination Committee and Remuneration Committee
- considered retirement and re-election of Directors
- renewed the appropriate insurance coverage for Directors and Officers arranged by the Company

Corporate Governance Report

Directors' Attendance in Board Meeting, Committee Meetings, AGM & EGM

During the financial year ended 31 December 2022, the Board convened a total of nine Board meetings, one AGM and one EGM. Each Director is expected to attend each meeting of the Board and the Committees on which he or she serves. Directors are also expected to attend the Company's AGM or otherwise absent with a valid reason. All Directors attended the Company's 2022 AGM and the EGM in person or by electronic means.

Attendance of the Directors at Board meetings, Committee meetings, AGM and EGM during the year are as follows:

Directors	Audit and Risk		Nomination	Remuneration	AGM ^(Note 1)	EGM ^(Note 1)
	Board	Committee ^(Note 1)	Committee ^(Note 2)	Committee		
Total Number of Meetings	9	4	2	3	1	1
Executive Directors						
Pan Benjamin Zhengmin (CEO)	9	N/A	N/A	N/A	1	1
Mok Joe Kuen Richard	9	4	2	1	1	1
Non-executive Director						
Wu Ingrid Chun Yuan	9	N/A	N/A	N/A	1	1
Independent Non-executive Directors						
Zhang Hongjiang (Chairman of the Board)	8	1	2	3	1	1
		<i>(appointed as member with effect from 31 August 2022)</i>				
Kwok Lam Kwong Larry	9	4	2	N/A	1	1
Peng Zhiyuan	9	4	2	3	1	1
Au Siu Cheung Albert	5	3	1	3	1	1
	<i>(resigned with effect from 31 August 2022)</i>					

Note 1: Representatives of the independent auditor participated in the Company's interim and annual Audit and Risk Committee meetings, AGM and EGM.

Note 2: The Nomination Committee considered and reviewed the independence of INEDs for financial year 2021.

Directors' Time and Directorship Commitments

All INEDs are engaged by formal letters of appointment with a term of not more than three years, and they commit to the Company that they will be able to give sufficient time and attention to meeting the high expectations placed upon them.

Directors have disclosed to the Company the number and nature of their offices held in Hong Kong and overseas listed public companies or organizations and other significant commitments. As at 31 December 2022, none of our INEDs, individually, held seven or more listed public companies directorship. The maximum listed companies directorship held by one INED is six (including the Company). Our executive Directors do not hold directorship in other listed companies; however, they are encouraged to participate in professional, public and community organizations. The Board will regularly review the contribution required by a Director to perform his/her responsibilities to the Company and whether he/she is spending sufficient time performing his/her duties.

Corporate Governance Report

The Board was satisfied that the Directors had a strong commitment to the Company and positively contributed to the Board through their participation in the Company's affairs and the Board's discussions and decisions, as reflected in their high attendance record on the Board and its Committee meetings during the year.

In respect of the Directors who will stand for re-election at the 2023 AGM, their directorship held in listed public companies in the past three years will be set out in the relevant circular. Directors' biographies are on pages 23 to 28 of this Annual Report and on the Company's website.

Directors' Continuous Training and Development

In addition to attendance at meetings and review of papers and materials sent by management, including regular legal and regulatory updates, all Directors recognized the importance of continuous professional development to ensure their contributions to the Board remains informed and relevant.

As part of the continuous professional development program, the Directors from time to time receive presentations from senior executives regarding important business matters. Financial plans, including budgets and forecasts, are regularly discussed at Board meetings.

During the year ended 31 December 2022, the Company provided Directors reading materials, briefings and updates on business, operation, corporate governance regulatory development and other relevant topics. All Directors had provided to the Company records of training they received during the year. The Board is of the view that all Directors have demonstrated sufficient participation in developing and refreshing required knowledge and skills as part of the continuous professional development programme during the year. The details of all Directors' participation in continuous professional development during the financial year ended 31 December 2022 are set out as follows:

Directors	Reading materials in relation to legal, regulatory & industry updates	Briefing and updates on business and operation	Training/ Seminars	Other professional developments
Independent Non-executive Directors				
Zhang Hongjiang (Chairman of the Board)	✓	✓	✓	✓
Kwok Lam Kwong Larry	✓	✓	✓	✓
Peng Zhiyuan	✓	✓	✓	✓
Non-executive Director				
Wu Ingrid Chun Yuan	✓	✓	✓	✓
Executive Directors				
Pan Benjamin Zhengmin (CEO)	✓	✓	✓	✓
Mok Joe Kuen Richard	✓	✓	✓	✓

Corporate Governance Report

Audit and Risk Committee

Roles and Authority

The Audit and Risk Committee's responsibilities include the oversight of the integrity of the Company's financial statements and assisting the Board in the evaluation of management in the design, implementation and monitoring of the Company's risk management, compliance and internal control systems on an ongoing basis. The Company has a structured risk management and internal control systems for the management of strategic, market, operational, financial and compliance risks. Such systems are designed to manage rather than eliminate the risk of failure to achieve business objectives, and can only provide reasonable and not absolute assurance against material misstatement or loss. The Audit and Risk Committee needs to oversee management while ensuring that it does not step into the management's role. The Audit and Risk Committee relies on management's assessment of key risks and mitigating controls at each major operating unit and on internal audit to provide an objective view on how effectively the risk assessments and controls are operating. The external auditor also provides the Audit and Risk Committee with assurance regarding the Company's financial reporting and any material weaknesses in internal control and risk management that they might come across as part of their review considered relevant to the audit. The Audit and Risk Committee oversees the relationship and coordination among the Company, internal auditor and external auditor.

In August 2022, the Board, pursuant to the new requirements of the Hong Kong Listing Rules, reviewed and updated the terms of reference of the Audit and Risk Committee. The latest terms of reference of the Audit and Risk Committee are available on the websites of the Hong Kong Stock Exchange and the Company

Regular Review and Connected Transactions

The Audit and Risk Committee is involved in the review of the financial results and the related announcements. It meets at least twice a year and whenever required, and meets the external auditor in the absence of management at least twice a year.

By its terms of reference, the Audit and Risk Committee has the power and authority delegated by the Board for reviewing any connected transactions, continuing connected transactions and conflicts of interest that may arise, and, the related monitoring compliance with the applicable rules and regulations. The Committee will also ensure strict adherence that Directors with a conflict of interest shall not vote on any related resolutions. The central role in determining, assessing and approving transactions with conflicts are undertaken by the Board and, if required, independent board committee comprising all the INEDs shall be formed.

As such, the Audit and Risk Committee will review and ensure the effectiveness of the internal control systems related to connected transactions regularly. The identification and monitoring of the connected persons are proactively managed by senior management of the supporting services, procurement and finance departments. The implementation and renewal of this system are vouched by internal audit and external auditor. Major terms of the transactions with connected persons are contracted on a formal basis. The commercially beneficial reasons and the arm's length pricings are ascertained by internal audit and subsequently reviewed by the external auditor. The integrity of the existing accounting system will ensure the accounting accuracy and completeness of such transactions.

Corporate Governance Report

Audit and Risk Committee Activities

January - March 2022

- annual results and report for the year 2021
- evaluation of Audit and Risk Committee performance for the year 2021
- audit review matters from Auditor
- external auditor's audit plan and scope for the year 2021
- re-appointment of Auditors for the year 2022
- external auditor's plan and fees for the year 2022
- connected transactions/continuing connected transactions
- internal audit function
- risk management & internal controls
- corporate governance compliance
- sustainability report for the year 2021
- accounting policy and practices as well as any accounting estimation

April - June 2022

- quarterly results
- connected transactions/continuing connected transactions
- internal audit function
- risk management & internal controls

July - September 2022

- 2022 interim results and report
- basis of interim dividend for the first half of 2022
- audit review matters from Auditor
- connected transactions/continuing connected transactions
- internal audit function
- risk management & internal controls
- accounting policy and practices as well as any account estimation
- Committee's terms of reference and the Company's policies

October - December 2022

- quarterly results
- connected transactions/continuing connected transactions
- internal audit function
- risk management & internal controls

January - March 2023

- annual results and report for the year 2022
- basis of final dividend for the year 2022
- evaluation of Audit and Risk Committee performance for the year 2022
- audit review matters from Auditor
- external auditor's audit plan and scope for the year 2022
- re-appointment of Auditors for the year 2023
- external auditor's plan and fees for the year 2023
- connected transactions/continuing connected transactions
- internal audit function
- risk management & internal controls
- corporate governance compliance
- sustainability report for the year 2021
- accounting policy and practices as well as any accounting estimation
- change to bi-annual financial results reporting

During the financial year ended 31 December 2022, the Audit and Risk Committee held 4 meetings. To reinforce the Company's ERM focus, high-risk areas (if any) identified in the external auditor's planning memorandum were discussed and special internal audit procedures were agreed where deemed appropriate.

Corporate Governance Report

Review of Financial Results

On 16 March 2023, the Audit and Risk Committee reviewed this annual report, including the Corporate Governance Report, the Directors' Report and the Group's financial statements for the year ended 31 December 2022 and the annual results announcement with a recommendation to the Board for approval. The Audit and Risk Committee reviewed changes in accounting policies arising from revised financial reporting standards, the internal audit review for 2022 and internal audit plan for 2023.

Work done by the Audit and Risk Committee in 2022 and to date

During the year 2022 and up to the date of this annual report, the Audit and Risk Committee, performed, considered and/or resolved the following matters:



Financial information

- the 2021 and 2022 annual reports including the Corporate Governance Reports, the Directors Reports and the Group's financial statements for the years ended 31 December 2021 and 2022 and the annual results announcements, with recommendations to the Board for approval
- the 2022 first quarterly results including the Group's first quarterly financial statements for the three months ended 31 March 2022 and the relevant results announcement, with a recommendation to the Board for approval
- the 2022 interim report including the Group's interim financial statements for the six months ended 30 June 2022 and the interim results announcement, with a recommendation to the Board for approval
- the 2022 third quarterly results including the Group's third quarterly financial statements for the nine months ended 30 September 2022 and the relevant results announcement, with a recommendation to the Board for approval
- reports on new investments of the Group
- compliance by the Company with the Code Provisions throughout the year ended 31 December 2021 and throughout the six months ended 30 June 2022
- the Company's compliance with the Hong Kong Listing Rules, the Companies Act of the Cayman Islands, the CO and the SFO
- overall compliance with Recommended Best Practices of the CG Code and other legal and regulatory compliance matters
- changing to bi-annual financial results reporting



External Auditor

- the reports and management letters submitted by external auditor, which summarized matters arising from the audit on the Group for the years ended 31 December 2021 and 2022, including auditing, accounting and tax matters, and internal controls, together with management's progress in addressing matters raised, and the confirmation from external auditor that there were no high-risk matters identified which were not satisfactorily resolved or being addressed
- the audit fees payable to external auditor for the year ended 31 December 2021 and external auditor's scope, plan and fees for the year ended 31 December 2022 with a recommendation for approval by the Board
- the effectiveness of the external auditor giving due consideration to the quality and contents of their reports to the Audit and Risk Committee, feedback from management and compliance with relevant regulatory, professional requirements and their independence, with a recommendation for their re-appointment for the financial year 2022, subject to final approval by Shareholders (approved on 12 May 2022)
- the safeguard of external auditor objectivity and independence in proposed engagement in respect of audit-related and permissible non-audit services; met with the external auditor and discussed the audit report to management
- recommendation of re-appointment of external auditor for Shareholders' approval in 2022 and 2023 AGM

Corporate Governance Report



Risk Management and Internal Controls

- the adequacy of resources, staff qualifications and experience of the Group's accounting and financial reporting function, and that of the Group's Internal Audit
- the quarterly reports from Internal Audit and alignment with ERM
- the IT and cyber risks referencing COBIT (Control Objectives for Information and Related Technology)
- the risk management system including the established ERM framework
- the internal controls reviewed by Internal Audit with regard to Connected Transactions and Continuing Connected Transactions
- the whistleblowing reports and the related follow-up process to ensure all matters of concern were addressed
- the Committee's reviewed and updated terms of reference and the Company's policies

Nomination Committee

Board Diversity

The Company recognizes and embraces the benefits of having a diverse Board to enhance the quality of its performance, and has adopted a Board Diversity Policy which is available on the Company's website. A truly diverse Board will include and make good use of differences in the knowledge, skills, business perspectives, geographic and industry experience, culture, background, ethnicity, independence, gender and other qualities of Directors. These differences will be taken into account in determining the optimum composition and complementary of the Board. All Board appointments will be based on meritocracy while taking into account diversity including gender diversity.

Selection of candidates will be based on a range of diversity perspectives, which would include but not limited to gender, age, cultural and educational background, ethnicity, professional experience, business perspectives, skills, knowledge and length of service. The ultimate decision will be based on merit and contribution that the selected candidates will bring to the Board and the strategic success of the Company.

The Board is comprised of one female Director and five male Directors. The senior management as set forth on pages 29 to 31 of this annual report consists of two females and three males. Our ultimate goal is to achieve gender parity on the Board and senior management leadership.

Corporate Governance Report

Our Directors are from diverse and complementary backgrounds. Their valuable experience and expertise are critical for the long-term growth of the Company. The current Board's composition under diversified perspectives is summarized as follows:

Name	Pan Benjamin Zhengmin	Mok Joe Kuen Richard	Wu Ingrid Chun Yuan	Zhang Hongjiang	Kwok Lam Kwong Larry	Peng Zhiyuan
Gender	Male	Male	Female	Male	Male	Male
Age	54	59	52	62	67	50
Academic Background	Graduated from the Jiangsu Province Wujin Teacher School	Bachelor of Economics	Graduated from Changzhou School of Public Health	Ph.D in Electrical Engineering Bachelor of Science	Master of Laws Bachelor of Economics/ Accounting	Master of Business and Administration Bachelor of Engineering and Finance
Length of service	18 years	17 years	18 years	4 years	5 years	4 years
Skills, knowledge & professional experience	(a) Accounting & Finance	✓	✓		✓	✓
	(b) Corporate Responsibility/ Sustainability		✓	✓		✓
	(c) Executive management and leadership skills	✓	✓	✓	✓	✓
	(d) Financial Service					✓
	(e) Human Resources		✓	✓		
	(f) Information Technology & Security				✓	
	(g) Investment Banking	✓	✓	✓		✓
	(h) Investor Relations	✓	✓			
	(i) Legal		✓			✓
	(j) Other listed Board Experience/Role			✓	✓	✓
	(k) Risk Management		✓			✓
	(l) Strategic Planning	✓	✓		✓	✓
	(m) Technologies & Manufacturing	✓	✓	✓	✓	

The Nomination Committee reviewed the Board's composition under diversified perspectives and monitored the implementation of the Board Diversity Policy and considered that the said policy is effective.

Roles and Authority

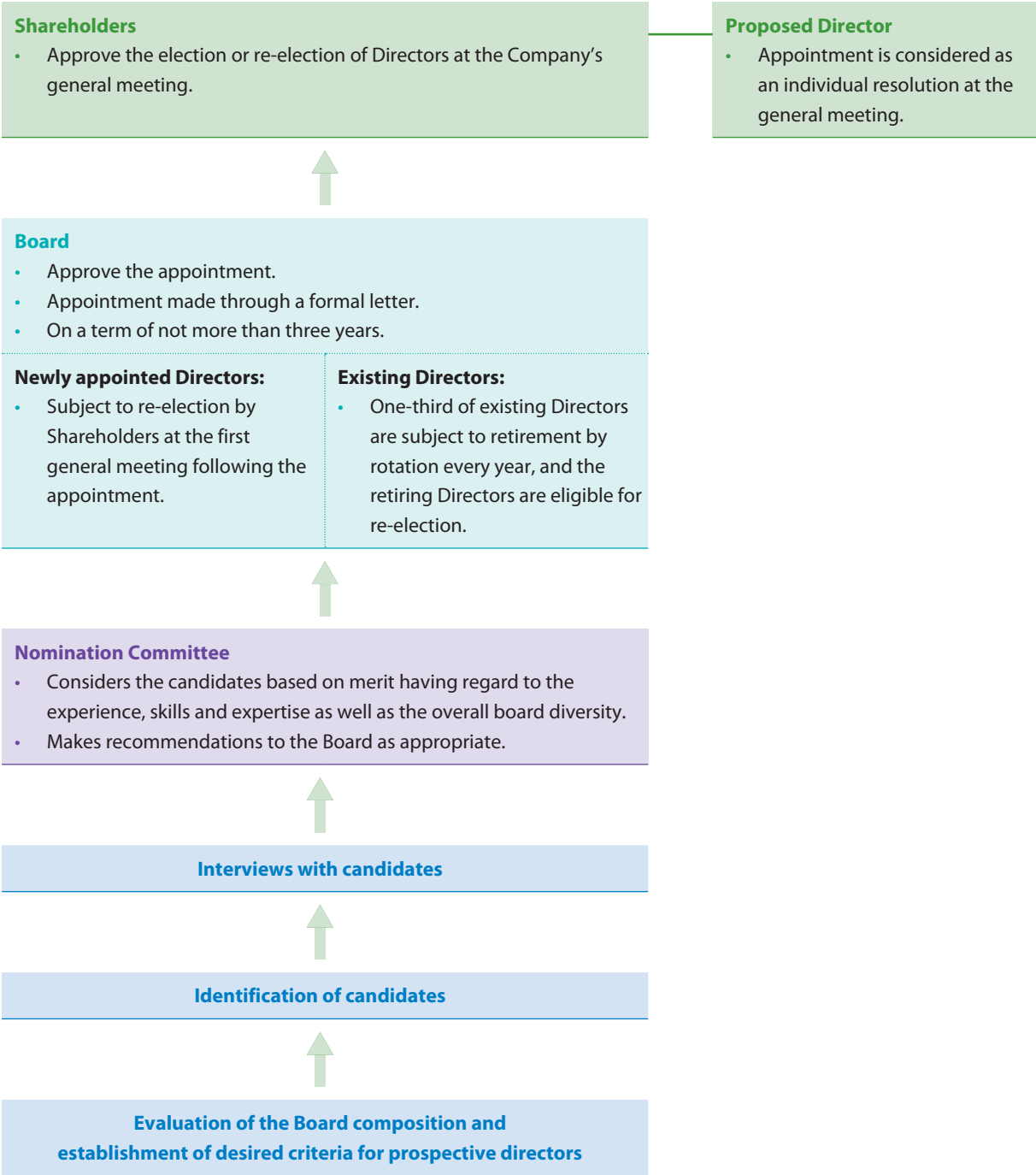
The Nomination Committee is responsible for reviewing, advising and making recommendations to the Board on matters in relation to the composition, structure, size and diversity of the Board, the appointment and re-appointment of Directors and the assessment on independence of INEDs and ensuring the proper and transparent procedures for the appointment and re-appointment of Directors, succession planning for the chief officers. The Committee is also consulted upon the hiring, promotion and appointment of senior management.

Corporate Governance Report

Nomination Policy & Practice

The Company has adopted a nomination policy for setting up a formal, considered and transparent procedure to help identifying and nomination of candidates for Directors. All valid nomination of candidates, accompanied with details of their biographical backgrounds, would be presented to the Board for consideration as soon as practicable. Consideration would be given to factors such as the candidate’s integrity, experience and qualifications relevant to the Company’s business. It is believed that members of the Nomination Committee collectively would have required relevant knowledge and skills to identify, invite and evaluate qualifications of nominated candidates for directorship.

Process for appointing a Director



Corporate Governance Report

Nomination Committee Activities

January - March 2022

- review of the structure, size and composition of the Board and its committees and Board Diversity Policy
- evaluation of Nomination Committee performance for the year 2021
- assessment of independence of the INEDs
- review of the time commitment of Directors for performance of their responsibilities
- review of the training and continued professional development of the Directors
- recommendation to the Board on re-election of retiring Directors
- review of succession planning of the Board and the chief officers
- review and endorsement of the chief officers appointed

July - September 2022

- resignation of an INED and change of composition of Board committees

October - December 2022

- Committee's terms of reference and the Company's policies

January - March 2023

- review of the structure, size and composition of the Board and its committees and Board Diversity Policy
- evaluation of Nomination Committee performance for the year 2022
- assessment of independence of the INEDs
- review of the time commitment of Directors for performance of their responsibilities
- review of the training and continued professional development of the Directors
- recommendation to the Board on re-election of retiring Directors
- review of the succession planning of the Board and the chief officers
- review and endorsement of the chief officers appointed

Work done by the Nomination Committee in 2022 and to date

During the year 2022 and up to the date of this annual report, the Nomination Committee convened one meeting and by written resolutions to perform, consider and/or resolve the following matters:



Directors' Independence

- reviewed and assessed the regular updates submitted by the Directors on their commitments to other listed and/or public companies or organizations, their personal and any other business interests, and, any circumstances that may affect independence status of the INEDs

Corporate Governance Report



Board Composition

- reviewed the Board composition to ensure that the Company meets the Board Diversity Policy and requirements under the Hong Kong Listing Rules
- reviewed its terms of reference such that the Directors comprise a wide range of business, operations, technology, financial and legal experience, and, based on diversity perspectives, come from different gender, age, cultural and educational background, ethnicity and varied lengths of service at the Company



Appointment, retirement and re-election of Directors

- reviewed and recommended to the Board the terms of appointment of the non-executive Directors (including INEDs), which are set out in the “DIRECTORS AND SERVICE CONTRACTS” section of the “Directors’ Report” on page 33 of this annual report
- reviewed and agreed the annual list of retiring Directors in relation to the requirement set out in the Articles and in compliance with the Code Provision B.2.2, which all Directors (including executive Directors, non-executive Director and INEDs) are subject to retirement by rotation at least once every three years
- reviewed the composition of the Board Committees. The Nomination Committee is of the view that the balance of the structure, size, composition and diversity of the current Board is adequate to its effective performance

Directors’ Biographical Information

The Directors’ biographical information is set out in the section headed “Biographies of Directors and Senior Management” on pages 23 to 31 of this annual report. Except for the family relationship between Mr. Pan and Ms. Wu, as disclosed in Directors’ biographical information on pages 23, 25 and 29 of this annual report respectively, there is no financial, business, family or other material relationship between any members of the Board, and, in particular, between the Chairman and CEO.

Remuneration Committee

Roles and Authority

The principal responsibilities of the Remuneration Committee are to advise the Board in relation to the overall remuneration policy and structure of the executive Directors and senior management, and to review the fees and remuneration of the Chairman and other non-executive Directors prior to the AGM. In addition, the Remuneration Committee considers management recommendation for key terms of new compensation and benefits plans and reviews management’s remuneration proposals with reference to the Board’s corporate goals and objectives.

Corporate Governance Report

Remuneration Committee Activities

January - March 2022

- review of the policy for the remuneration package of executive Directors, assessing performance of executive Directors, and making recommendation to the Board
- review of the Group's 2016 Share Award Scheme and making recommendation to the Board
- evaluation of Remuneration Committee performance for the year 2021
- review of the existing non-executive Directors' remuneration
- review of the Group performance for 2021 and Group targets for 2022
- review of senior executive remuneration, including annual incentive payments for 2021 and 2022 and annual pay review for 2022, and making recommendation to the Board

October - December 2022


- Committee's terms of reference and the Company's policies

January - March 2023

- review of the policy for the remuneration package of executive Directors, assessing performance of executive Directors, and making recommendation to the Board
- evaluation of Remuneration Committee performance for the year 2022
- review of the existing non-executive Directors' remuneration
- review of the Group performance for 2022 and Group targets for 2023
- review of senior executive remuneration, including annual incentive payments for 2022 and 2023 and annual pay review for 2023, and making recommendation to the Board


Work done by the Remuneration Committee in 2022 and to date

During the year 2022 and up to the date of this annual report, the Remuneration Committee convened two meetings and by written resolutions to perform, consider and/or resolve the following matters:



Terms of Reference

- reviewed its terms of reference



Remuneration and Performance

- reviewed the remuneration package of executive Directors, non-executive Directors and senior executives and their incentive payments and assessed their performance for the years of 2021 and 2022
- reviewed the Group performance for 2021 and 2022 and Group targets for 2022 and 2023
- reviewed the Group's 2016 Share Award Scheme and discussed the proposed long-term incentive programme for employees

Corporate Governance Report

Directors & Senior Management' Remuneration

The Remuneration Committee has adopted Code Provision E.1.2(c)(ii) to make recommendation to the Board on the remuneration packages of the individual executive Directors and senior management of the Company.

Particulars regarding Directors' remuneration and the five highest paid employees as required to be disclosed pursuant to Appendix 16 to the Hong Kong Listing Rules are set out in note 9 to the financial statements.

Director Compensation Arrangements

Non-employee Directors receive only cash compensation. Directors who are employed by the Company do not receive any additional compensation for their Board service. INEDs may not receive consulting, advisory, or other compensatory fees from the Company in addition to their Board compensation.

The compensation amounts of the Directors are reviewed on an annual basis and recommended by the Remuneration Committee and approved by the Board, having regard to the individuals' qualifications, experience, responsibilities and comparable market benchmarks. No Director takes part in any discussion on his/her own remuneration.

The current non-employee Directors' remuneration was fixed on 1 January 2018 and the following table sets forth, by responsibilities for their Board service, the annual Directors' fees paid in cash to non-employee Directors during the financial year ended 31 December 2022:

Director Compensation Retainers

Annual Director Retainer	US\$60,000
Chairman of the Board Annual Retainer	US\$85,000
Audit and Risk Committee Chairman Annual Retainer	US\$50,000
Audit and Risk Committee Member Annual Retainer	US\$25,000
Nomination Committee Chairman Annual Retainer	US\$9,000
Nomination Committee Member Annual Retainer	US\$4,500
Remuneration Committee Chairman Annual Retainer	US\$9,000
Remuneration Committee Member Annual Retainer	US\$4,500

The Company reimburses non-employee Directors for all reasonable out-of-pocket expenses incurred for attending Board and Committees meetings.

Group Emoluments Arrangement

The emoluments of the Group including senior management team are considered having regard to their qualifications, experience, responsibilities, comparable market benchmarks, the Company's operating results and individual performance. In particular, the emoluments of the senior management team are reviewed and recommended by the Remuneration Committee and approved by the Board.

The remuneration of members of the senior management by band for the year ended 31 December 2022 is set out below:

Remuneration bands	Number of individuals
HK\$3,000,001 - HK\$4,000,000	1
HK\$4,000,001 - HK\$5,000,000	1
HK\$6,000,001 - HK\$7,000,000	1
HK\$12,000,001 - HK\$13,000,000	1
HK\$15,000,001 - HK\$15,500,000	1

Corporate Governance Report

Directors' and Officers' Insurance

The Directors and officers are indemnified under a directors' and officers' liability insurance against any liability incurred by them in the discharge of their duties while holding offices as the Directors and officers of the Group. The Directors and officers shall not be indemnified where there is any negligence, fraud, breach of duty or breach of trust proven against them.

Share Award Scheme

The Company on 23 March 2016 adopted the 2016 Share Award Scheme constituted by a Trust Deed between the Company and the Trustee, in which employees, including Directors, may be selected by the Board to participate. Pursuant to the 2016 Share Award Scheme, shares of the Company will be subscribed for at a subscription price as determined by the Board, or purchased on the Hong Kong Stock Exchange, by the Trustee.

On the grant of the share awards, the relevant number of shares is legally issued or transferred to the Trustee who holds the shares for the benefit of the selected employees. A grantee shall not have any interest or rights (including the right to receive dividends) in the shares prior to the vesting of the shares.

Please refer to the section headed "SHARE AWARD SCHEME & SUBSIDIARY SHARE INCENTIVE SCHEME" on pages 43 to 45 of this annual report for details.

CORPORATE GOVERNANCE CODE

The Company has continued to fully comply with requirements of the Code Provisions for the financial year ended 31 December 2022. The Board has ensured that all Board Committees were represented through the Directors in attendance at the AGM to answer questions that might be raised. To ensure a balanced understanding of the views of Shareholders is maintained by all INEDs, the Company provides Shareholders' feedback from the Company's investor relations reports from time to time.

The table below illustrates how and in what way the Company has already adopted certain Recommended Best Practices of the CG Code:

Recommended Best Practices	Adopted by the Company
Regular Board Evaluation	The Board conducts an annual evaluation of its and the Committees' performance. p.51 has more details.
Quarterly financial results	During the year, the Company has adopted quarterly reporting of financial results. Subsequently on 23 March 2023, the Company announced it would change to bi-annual financial results reporting. For more details, please refer to the Company's announcement dated 23 March 2023.

Corporate Governance Report

Recommended Best Practices

Adopted by the Company

Management's confirmation on the effectiveness of risk management and internal control systems

The Board has received confirmation from management on a semi-annual basis.
p.70 has more details.

A significant proportion of the executive Directors' remuneration should link rewards to corporate and individual performance

A significant proportion of an executive Director remuneration has been correlated to corporate and individual performance since his appointment.
p.48, 66 and 127 have more details.

No equity-based remuneration (e.g. share options or grants) with performance-related elements to independent non-executive directors

No equity-based remuneration with performance-related elements were granted to INEDs.

Disclosure of important information to shareholders in the corporate governance report

Details of Shareholders by type and aggregate shareholding are included in the Corporate Governance Report and important Shareholders' dates in the coming financial year are indicated under "Investors Information" section.

LEGAL AND REGULATORY COMPLIANCE

Compliance

During the year, the Board continued to review the Company's legal framework on implementing policies and practices to ensure the operations of the Company are in compliance with existing or any new legal and regulatory requirements of all applicable jurisdictions, including updates of the Hong Kong Listing Rules and disclosure requirements under the Hong Kong Securities and Futures Ordinance, the Companies Act of the Cayman Islands as well as the Hong Kong Companies Ordinance.

The Company seeks to abide strictly by the governing laws and regulations of the jurisdictions where it operates through its subsidiaries or branches and observes the applicable guidelines and rules issued by regulatory authorities.

Dividend Policy

In deciding whether to declare a dividend and in determining the amount and form of dividend, the Board shall take into account the following factors:

- Financial performances;
- Working capital;
- Capital expenditure;
- Future investment; and
- Any other factors the Board may deem relevant.

The Company considers sustainable returns to its Shareholders to be its goal, and, endeavors to declare dividends twice in each financial year, i.e. as interim dividend and final dividend. In addition to the aforesaid factors, the Board shall take into account the Company's prospects, historical dividend amounts and dividend yields. Nevertheless, there is no assurance that dividends will be paid in any particular amount for any given period.

Declaration and payment of dividends are subject to compliance with applicable laws and regulations including the law of Cayman Islands and the Company's Articles and, dividends received from its subsidiaries.

The Board will continually review this policy for the long-term interests of the Shareholders from time to time.

Corporate Governance Report

Model Code For Securities Transactions by Directors

The Company has adopted codes of conduct regarding securities transactions by Directors and by relevant employees (as defined in the CG Code) on terms not less exacting than the required standards set out in the Model Code as mentioned in Appendix 10 to the Hong Kong Listing Rules.

On specific enquiries made, all the Directors have confirmed that they have complied with the required standards as set out in the Model Code and the Company's code of conduct regarding the Directors' securities transactions during the year ended 31 December 2022. Furthermore, the Nomination Committee has reviewed and assessed the information submitted by the Directors and is of the view that the Directors are in compliance with the required standard.

Securities Dealing Restriction to Management and Staff

Our management and staff are subject to the Company's securities dealing restrictions for those who have access to potential inside information.

JOINT COMPANY SECRETARIES

All Directors have access to the advice and the professional services of the Joint Company Secretaries, Mr. Ho Siu Tak Jonathan ("Mr. Ho") and Ms. Guan Muyi ("Ms. Guan"). Mr. Ho is the legal director of the Group and has been appointed as Company Secretary with effect from 25 March 2020, and Ms. Guan is the legal and compliance director of the Group and has been appointed as Joint Company Secretary with effect from 1 January 2023. In addition to company secretarial matters of the Company, the Joint Company Secretaries are responsible for ensuring that Board procedures are followed and for facilitating communications among Directors. The Joint Company Secretaries of the Company have both duly complied with the relevant training requirement under Rule 3.29 of the Hong Kong Listing Rules.

INTERNAL AUDIT, RISK MANAGEMENT AND INTERNAL CONTROL

Effective risk management and internal control systems are fundamental to the achievement of our strategic objectives. The Company has in place an ERM framework to effectively identify, assess, mitigate and monitor key strategy, market, financial, operational and compliance risks. The framework enables us to adopt a proactive and structured approach to identifying and managing risks across the organization with on-going monitoring and review. Our Board, acting through the Audit and Risk Committee in the first instance, is responsible for overseeing and evaluating management in the design, implementation and maintaining a sound and effective risk management and internal control systems on an ongoing basis. The governance framework is illustrated as follows:

Corporate Governance Report

Governance Framework — Internal Control & Risk Management Process

Role	Accountability/ In Charge	Responsibilities
<p>“Top-down”</p> <p>Identification & management of strategic and business risks at corporate level</p>	<p>Board</p>	<p>Risk Management Oversight</p> <ul style="list-style-type: none"> Oversees the Company’s risk management policies and process. Determines the nature and extent of the outstanding and newly emerging risks. Reviews that the Group has maintained effective and adequate risk management and internal control systems and ensures that all processes are properly carried out.
	<p>Audit and Risk Committee assisted by Internal Audit</p>	<p>Regular Risk Review, Communication & Confirmation to the Board</p> <ul style="list-style-type: none"> Conducts quarterly reviews with management the Company’s major financial and regulatory risk exposures and the steps management has taken to monitor and control such exposures. Evaluates the management’s effectiveness in the design, implementation and monitoring of the internal controls and ERM. Reviews the adequacy of resources, staff qualifications and experience, training programs and budget of the Group’s accounting, internal audit and financial reporting functions and ensure these functions were maintained properly. Oversees the Company’s risk profile and assesses if key risks are appropriately mitigated. Ensures that an ongoing review of the effectiveness of the risk management and internal control systems has been conducted and provides such confirmation to the Board.
<p>“Bottom-up”</p> <p>Risk assessment, monitoring and effective communication through operation units / departments</p> <p>Identification, management & report of risks at operation level</p>	<p>Heads of departments along with verification by Internal Audit</p>	<p>Risk & Control Monitoring</p> <ul style="list-style-type: none"> Identifies, assesses and manages the significant operating risks facing the Company. Monitors the risk management and internal control systems and implementing new controls.
	<p>Business / Operation Units</p>	<p>Operation Risks & Internal Controls Ownership</p> <ul style="list-style-type: none"> Risk identification, assessment and mitigation performed across organization’s various departments. Risk management process and internal controls practised across organization’s business operations and functional areas.
<p>Independent party</p>	<p>External professional firm</p>	<ul style="list-style-type: none"> Reports and discusses with the Audit and Risk Committee any weaknesses in the internal controls of the accounting and, operating systems revealed by the specified scope of their work.

Corporate Governance Report

Risk Governance & Oversight

The Company has always valued the importance of the internal control system, and has been referencing certain critical aspects of organizational governance, business ethics, fraud and financial reporting established by COSO. Internal Audit has incorporated these critical aspects in its audit planning and objectives when assessing the effectiveness of internal controls. Also, Internal Audit has already included in its work scope to cover financial reporting objectives and has increased focus on operations and compliance aspects. IT audit focuses on IT and information security risks in respect of strategy, operations, compliance, reputation and infrastructure. Report of the evaluation and implementation of such information security plans, policies and processes are discussed quarterly, and modified as appropriate, by the Audit and Risk Committee. With reference to COBIT framework, the Company continued to enhance its cyber risk vulnerability controls management through various policies updates and employees training and again received the certification of ISO 27001. On the basis of the evaluation carried out by Internal Audit during the year, management has formed the conclusion that, for the financial year ended 31 December 2022, the Company's internal controls over the Company's financial and non-financial reporting were effective.

It is recognized that the assessment of the internal control systems is an on-going process which will require applications of underlying principles to the different objective categories in the changing business and operating environments. In particular, management enhancements are required to address deficiencies in internal controls over operations, compliance, financial and non-financial reporting. Meanwhile, the internal audit plan will continue to be based on a risk-based approach aligned with organizational objectives and, to some extent, stakeholder priorities.

Within the Group, there is a clearly-defined management structure with specified authority limits and segregated responsibilities to achieve business control objectives and safeguard of assets. Guidelines and approval limits for operating (including research and development) and capital expenditure are set clearly. They include division of operations and financial personnel to be responsible for the different approval processes. An internal system has been implemented to enhance the controls and effectiveness embedded in the approval process. A separate finance team is designated to ensure maintenance of proper and complete accounting records by all the Group companies for producing reliable financial information for internal management use. Regular review of the financial information involving senior management and the Board is carried out for verification and monitoring purposes.

The internal audit team also provides independent assurance that the internal control system is effective and efficient. In order to carry out its function, the internal audit team is given unrestricted access to all the personnel, business files and accounting records. The head of the team reports directly and regularly to the Audit and Risk Committee on all the significant audit matters. Adverse implications from such findings on the accuracy and completeness of the financial report and the effectiveness of the internal control systems are discussed in details by the Audit and Risk Committee and rectified within a reasonable timeframe.

Key risk factors are set out on pages 20 to 22 of this annual report. The procedures and internal controls for the handling and dissemination of inside information are set out under the below section headed "Corporate Disclosure and Inside Information" of this annual report.

Corporate Governance Report

Enterprise Risk Management

Since 2012, the Company has embarked on the journey of building an ERM system with a view to enhancing the risk management and corporate governance practice and improving the effectiveness and efficiency of internal control systems across the whole Company. In 2022, the Company has procured and allocated sufficient resources, including external professional resources, to continue to refine ERM and the risk-driven approach for its internal audit plan. Relevant departments, assisted by the additional resources, conducted reviews and updates on risk assessment and internal controls by key management processes. The Board believes that a heightened focus on risk and compliance is beneficial for the ongoing development and growth of the Company as well as its staff. In establishing the ERM system, all key functions of the Company undertake the following exercises:

1. ERA — to identify and prioritize the Company's key business risks; and
2. Process level control assessment — to assess the related internal control matters and risk mitigating measures.

The ERA is designed to be an efficient and comprehensive process which assists management in accomplishing the following ERA objectives:

- Allows management to identify and prioritize the key risks affecting the achievement of the Company's business objectives;
- Assesses how those key risks are currently being managed and identifies areas where potential gaps and inefficiencies may exist;
- Identifies opportunities for improvement; and
- Allows management to develop a coordinated and systematic approach to embed risk management activities into the daily operations, including planning, investment and strategic decisions, so as to better balance risk and enterprise reward.

Effectiveness Review of Risk Management and Internal Control Systems

The review of the effectiveness of the Company's risk management and internal control systems has been discussed on pages 69 to 71.

EXTERNAL STATUTORY AUDIT

The Directors acknowledge responsibilities for the preparation of the financial statements for each financial period which give a true and fair view of the state of affairs of the Group and of the results and cash flows for that period. In preparing these Financial Statements for the year ended 31 December 2022, the Directors have selected suitable and applied consistent accounting policies, made reasonable judgments and prudent estimates in preparing the Financial Statements on a going concern basis. Reporting responsibilities of the external auditor of the Company are set out on pages 83 to 84 of this annual report. Directors acknowledge their responsibilities for the preparation and the true and fair presentation of the Financial Statements for the year ended 31 December 2022 in accordance with International Financial Reporting Standards issued by the International Accounting Standards Board and the disclosure requirements of the Hong Kong Companies Ordinance and the Hong Kong Listing Rules. Furthermore, the Directors are aware of the responsibility for keeping proper accounting records which could provide the financial position of the Company with reasonable accuracy at all times.

Corporate Governance Report

Auditor's Remuneration

The Company's external auditor is Deloitte. Deloitte has confirmed to the Audit and Risk Committee that they are independent with respect to acting as external auditor to the Company. Deloitte will not be engaged for any non-audit work unless the non-audit work meets the criteria suggested in the Hong Kong Listing Rules and HKICPA's Code of Ethics for Professional Accountants and has been discussed and pre-approved by the Audit and Risk Committee.

On completion of their annual audit, Deloitte will review its audit work process and plan for the next year's audit. A proposed audit fee and work plan, incorporating expansion plans, new business operations and organization changes of the Company, will be submitted to the Audit and Risk Committee. Their proposal will also be reviewed along with internal management feedback on Deloitte's audit work and the appointment of auditor will be discussed and recommendation made to the Board.

During the year ended 31 December 2022, the services provided to the Company by Deloitte, and the respective fees paid are set out below:

Types of service	2022 HK\$'000
Annual audit – Group audit	3,044
Annual audit – Overseas	1,491
Interim review	977
Assurance services	570
Total services relating to taxation	16
Total fees	6,098

The representative of Deloitte has attended the AGM and the EGM of the Company in 2022 as usual to answer questions from Shareholders.

The Company has also adopted a policy of not hiring employees of the external auditor who are or have been involved in the Company's audit so as to ensure no impairment of the auditor's judgment and independence with respect to its auditing. This policy has been strictly complied with since the auditor's appointment.

CODE OF CONDUCT, WHISTLEBLOWING POLICY AND ANTI-FRAUD AND ANTI-BRIBERY POLICY

The Company recognizes that employees form an integral part of the risk management and internal control systems of the corporate structure. On joining the Company, all employees are encouraged to study and keep abreast of the Company's expectations regarding their duties and integrity as spelt out in the Staff Compliance Manual and the Code of Ethics. The manual and the code set out the guiding principles to do what is right, behave with integrity and honesty and treat other colleagues fairly, respect diversity and observe legal regulations, accept accountability, communicate openly appropriately and always behave in a manner that is beyond reproach.

To build into a system where there are checks and balances such that no single party could 'dictate/control' a transaction, activity or process to conceal irregularities, the Company recognizes that it is necessary to provide an environment and a system where employees could feel free to report concerns to management. The Whistleblowing Policy, already approved by the Board, is a key constituent of our Code of Ethics, where employees are encouraged to raise concerns in confidence about misconduct, malpractice of matters related to the Company. The various reporting channels are already clearly stated in the Code of Ethics. "Whistleblowers" are assured of protection against unfair dismissal, victimization or unwarranted disciplinary action. To facilitate the implementation of the policy, the various reporting channels, the filing of the reporting documentation and the investigation report are laid out clearly. The Audit and Risk Committee has been delegated with overall responsibility for implementation, monitoring and periodic review of the policy.

Corporate Governance Report

During the year, the Company received 16 reported cases. No senior management staff were involved in these cases and these cases were mainly minor one-off incidents involved with employee discipline, workshop and administrative management, engaging in malpractice/frauds and staff violations. Necessary follow-up actions have been implemented through relevant departments as well as carry out disciplinary actions, in order to prevent reoccurrence of similar cases.

The Company does not tolerate any form of bribery, whether direct or indirect, by, or of, its Directors, officers, employees, agents or consultants or any persons or companies acting for it or on its behalf. The Company has a clear Anti-Fraud and Anti-Bribery policy that supports anti-corruption laws and regulations, and to promote an anti-fraud and anti-bribery culture within the Company.

SHAREHOLDERS ENGAGEMENT AND VALUE

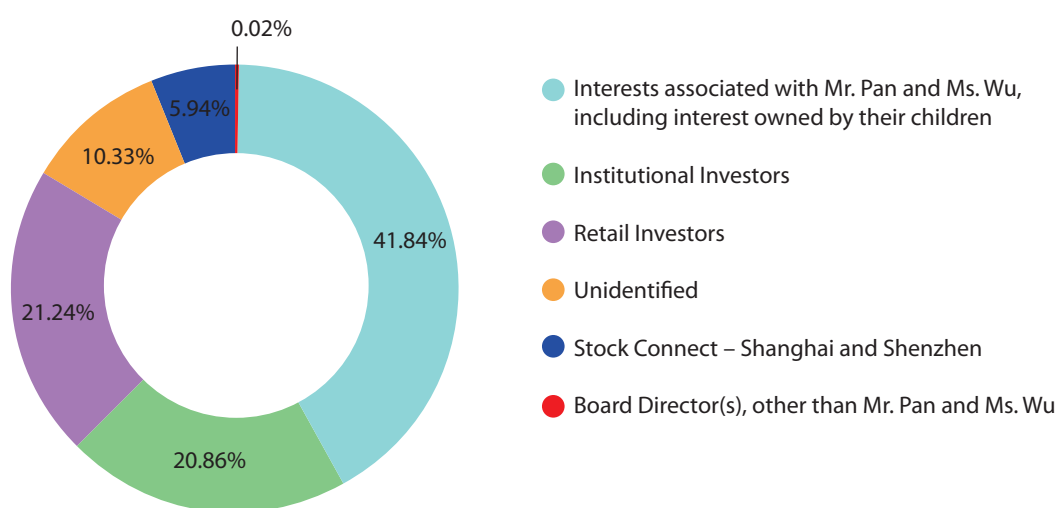
Shareholders

Almost all the Shareholders are holding the Company's shares through nominees or intermediaries such as HKSCC Nominees Limited. Hence, the register of members of the Company only had 127 direct registered Shareholders as at 31 December 2022. Separately, as the Company's shares are eligible for trading in the Shanghai/Shenzhen-Hong Kong Stock Connect, an aggregate shareholding was held through China Securities Depository and Clearing Corporation Limited as one single Shareholder, which as at 31 December 2022, amounted to 71.48 million shares, or representing 5.94% of total issued shares, of the Company.

The Company analyses its shareholding structure on a regular basis, including a review of the register of institutional and retail investors, to keep track of changes in shareholdings by type of investors. A shareholding register analysis was conducted as at 31 December 2022 and revealed the shareholding structure as follows:

I) Shareholders by Category:

(per Shareholder Analysis as at 31 December 2022, rounded to nearest 0.01%)



Corporate Governance Report

II) Shareholders by Domicile:

	% of Total Issued Shares
Hong Kong	66.33
North America	7.89
China	6.18
United Kingdom	3.73
Europe (ex-United Kingdom)	2.89
Singapore	1.74
Rest of World	11.24
Total	100

Notes:

1. The shareholding in Hong Kong included the interests associated with Mr. Pan, Ms. Wu and their children.
2. 99.99% of all issued shares were held through HKSCC Nominees Limited.
3. The approximate percentage of shareholding is calculated on the basis of 1,203,250,000 shares in issue as at the financial year ended 31 December 2022.

Corporate Disclosure and Inside Information

The Board recognizes the significance of establishing procedures and internal controls for handling and disseminating inside information about the Company on a timely, accurate and complete basis. The Board has reviewed and updated our Corporate Disclosure Policy to ensure that the continuous disclosure standards and procedures are in compliance with the requirements of the Hong Kong Listing Rules, Securities and Futures Ordinance and applicable laws and regulations of the Cayman Islands and the Hong Kong Companies Ordinance, including the "Inside Information" legislation. The procedures and practices are to ensure that "Inside Information" can be escalated up within the organization and appropriate decision is made to decide if an announcement should be made. In this respect, the policy has defined "Inside Information" and the principles of disclosure so that the public and the investment community are able to appraise the position of the Company and its stock market activity where the shares of the Company are traded.

To facilitate the process, a Disclosure Committee has been formed and meets when necessary. Designated spokespersons are appointed with well-defined responsibilities of communicating and monitoring information disclosure to Shareholders, the investment community and the media, if appropriate.

Communications with Shareholders and Investment Community

The Company has established a Shareholders Communication Policy which sets out various formal channels of communication with Shareholders. The implementation and effectiveness of the Company's Shareholders Communication Policy has been reviewed during the year and the Shareholders Communication Policy has been updated and uploaded to the Company's website on 9 December 2022. The transparent and comprehensive disclosure of the Company's performance and activities is to ensure that its Shareholders and the investment community are provided with good and timely access to balanced, understandable and updated operating information about the Company, such as its financial performance, strategic goals and plans, material developments, governance and risk profile, in order to enable Shareholders to exercise their rights in an informed manner, and to allow Shareholders and the investment community to engage actively with the Company.

A number of formal communication channels are used. These include the annual report, interim report, announcements/disclosures through the Hong Kong Stock Exchange platforms, circulars and press releases of the Company. The Company also updates its website, www.aactechnologies.com, and IR wechat group, regularly to ensure prompt dissemination of information about its latest development.

Corporate Governance Report

General meetings are another means to enter into a direct dialogue with Shareholders. Board members (including the Chairman), in particular, the Chairmen or members of all Committees or their delegates, and a representative (usually the engagement partner) of the external auditor attend to answer Shareholders' questions.

In addition, the Company strives to uphold a high level of corporate transparency and provides full support to the investor relations team by involving senior management in ongoing dialogue with Shareholders and the investment community to keep them abreast of the Company's latest development strategy, business management, financial information and business progress.

The Company's investor relations team is committed to meeting Shareholders' and investment community's requests on communicating business-related information in a timely manner, and to proactively communicate with the investment community. This is designed to ensure the Company's strengths and competitive advantages, as well as its ability to manage changes in the business environment, are fully understood and hence reflected in the Company's market valuation. The investor relations team also reports, from time to time, to the Board to keep the Board informed of the latest perceptions in the market regarding the Company and the issues of concern to Shareholders and the investment community.

The Company's investor relations team strictly controls its participation of shareholders'/ investors' activities, telephone conferences, and media activities during the "Quiet Periods" in order to avoid potential selective disclosure of Inside Information or its perception of doing so. The Corporate Disclosure Policy, Shareholders Communication Policy and "Quiet Periods" policy are all posted on the Company's website.

During 2022, the Company held a series of activities in relation to its quarterly, interim and annual results announcements, including panel discussions with Shareholders and the investment community via webcast/teleconferencing and participation in different conferences, forums and virtual non-deal roadshows in Hong Kong and other parts of the world organized by different brokers. This helps the Company to meet the goal of establishing sound relationships with Shareholders and the investment community and maintaining a solid and diverse Shareholder base. Furthermore, there are regular sessions held with local-based securities brokers, the local and overseas press and media representatives for timely distribution of information to non-institutional investors.

At the 2022 AGM held on 12 May 2022 and the EGM held on 20 August 2022, a resolution was proposed by the Chairman in respect of each separate issue itemized on the agendas. Procedures for conducting a poll were explained by the Chairman at the meeting. The chairman of the Board and members of Board Committees were joined by video conference or in person, prepared to answer questions, if any, from Shareholders. All resolutions were voted by way of poll. The Company appointed the branch share registrar of the Company to act as scrutineers and to ensure votes cast were properly counted and recorded, and announced the results of the poll on the websites of the Hong Kong Stock Exchange and the Company in accordance with the Hong Kong Listing Rules on the same date.

The Company announced on 23 March 2023 that it will cease to voluntarily announce and publish quarterly unaudited consolidated financial results of the Company for the first three-month and nine-month periods of each financial year going forward. It is considered that changing to bi-annual financial results reporting will enable the management to concentrate more on operations and development of the Company's principal business, reducing time, efforts, costs and administrative burden of the Company associated with the publication of quarterly financial results. A bi-annual financial results reporting would facilitate investors to consider a more appropriate timeline on performance, strategic deployment and development trend of the Company and that the interests of the shareholders of the Company will not be compromised.

SHAREHOLDERS' RIGHTS

The general meetings of the Company provide an opportunity for communication between the Shareholders and the Board. An AGM of the Company shall be held in each year, and at the place and/or by electronic means as may be determined by the Board. Each general meeting, other than an AGM, shall be called an EGM. Set out below are procedures by which Shareholders may (a) convene an EGM; (b) put forward enquiries to the Board; and (c) put forward proposals at general meetings. The procedures are subject to the Articles and applicable legislation and regulation.

Corporate Governance Report

Procedures for Shareholders to Convene EGM

Any one or more Shareholders holding at the date of deposit of the requisition not less than one-tenth of the paid-up capital of the Company carrying the right of voting at general meetings of the Company, shall at all times have the right, by written requisition to the Board or the Joint Company Secretaries, to require an EGM to be called by the Board for the transaction of any business specified in such requisition; and such meeting shall be held within two months after the deposit of such requisition.

The written requisition must state the business to be transacted at the meeting, signed by the requisitioner and deposited at the Company's principal place of business in Hong Kong or the Company's registered office for the attention of the Board or the Company Secretary, and may consist of several documents in like form, each signed by one or more requisitioners. The requisition will be verified with the Company's branch share registrars in Hong Kong and upon their confirmation that the requisition is proper and in order, the Company Secretary will ask the Board to convene an EGM by serving sufficient notice in accordance with the requirements under the Articles to all the registered Shareholders. On the contrary, if the requisition has been verified as invalid, the requisitioners will be advised of this outcome and accordingly, an EGM will not be convened as requested.

If within twenty-one days from the date of the deposit of the requisition the Board fails to proceed to convene such meeting, the requisitioner(s), may convene a meeting in the same manner, and all reasonable expenses incurred by the requisitioner(s) as a result of the failure of the Board shall be reimbursed to the requisitioner(s) by the Company.

The notice period to be given to all the registered Shareholders for consideration of the proposal raised by the requisitioner(s) concerned at the EGM varies according to the nature of the proposal, as follows:

- Not less than 14 clear days' notice in writing if the proposal constitutes an ordinary resolution of the Company; and
- Not less than 21 clear days' notice in writing if the proposal constitutes a special resolution of the Company.

Procedures for Putting Enquiries to the Board

Shareholders may, at any time, direct enquiries to the Board. All enquiries shall be in writing and sent by post to the principal place of business of the Company in Hong Kong or by email to aac2018@aactechnologies.com for investor relations team to follow up.

Procedures for Putting Forward Proposals at General Meetings

To put forward proposals at a general meeting of the Company, a Shareholder should lodge a written request, duly signed by the Shareholder concerned, setting out the proposals at the Company's principal place of business in Hong Kong for the attention of the Board or the Company Secretary. The request will be verified with the Company's branch share registrars in Hong Kong and upon their confirmation that the request is proper and in order, the Company Secretary will pass the request to the Board. Whether a proposal will be put to a general meeting will be decided by the Board in its discretion, unless the proposal put forward by a Shareholder is (a) pursuant to a requisition by a Shareholder to convene an EGM referred to above or (b) forms part of ordinary business to be considered at an AGM as described in the Articles.

The procedures for Shareholders to propose a person for election as Director are posted on the Company's website at www.aactechnologies.com.

Constitutional Documents

During the year ended 31 December 2022, in order to comply with the amendments to Chapter 13 and Appendix 3 of the Hong Kong Listing Rules in relation to the enhanced listing regime for overseas issuers, certain amendments were made to the Company's Articles. An up-to-date consolidated version of the Memorandum and Articles is available on the websites of the Hong Kong Stock Exchange and the Company.

Sustainability

SUSTAINABILITY GOVERNANCE

The Board is responsible for overseeing ESG risk management and implementing the Group’s sustainability strategy in order to ensure that the Group could respond effectively to ever-changing market developments and stakeholders’ expectations. The Group’s sustainability strategies are periodically reviewed to ensure they are relevant to identified ESG risks and opportunities. The Board and the Sustainability Working Group will continue to work closely to ensure that the Group’s sustainability strategies are implemented on a timely basis. Effective sustainable development requires responsive and collective sustainability and business strategies that could embrace the evolving nature of sustainability challenges as well as opportunities.

COLLECTIVE EFFORT AGAINST THE COVID-19 PANDEMIC

The COVID-19 pandemic, in its third year, continued to impact the supply chain of our industry. Safety precautions, practices and procedures implemented previously by the Group, promptly modified and enhanced, had obtained positive support and results from our employees and local government. The well-being of our employees, who had demonstrated their work dedication throughout, had been assured and our operations were not disrupted.

Key Highlights of 2022		
Generated 20.0 million kWh of renewable energy ↑ >20%	Safety training hours 213,023 ↑ >69%	Greenhouse gas emission intensity ↓ >30%
Hazardous waste 12,012 tonnes ↓ >40%	Work-related injuries per 1,000 workers 2.53 ↓ >9%	Water consumption intensity ↓ >20%

ENVIRONMENT AND CLIMATE CHANGE

To align with China’s national carbon neutrality goal and to reduce our environmental impacts, we continued to strengthen our comprehensive action plans as well as our environmental management systems. A high priority has been placed on expanding our use of renewable energy. Three new large-scale solar photovoltaic power systems were installed at our Nanning and Changzhou plants. In 2022, over 20 million kWh of renewable energy was generated, representing a more than 20% increase when compared to 2021.

In early 2022, the Board approved the Climate Change Policy, demonstrating its recognition of the urgency of addressing climate change and integrating considerations of climate-related issues into the Group’s sustainability strategies. We adhere to environmental laws and regulations in jurisdictions where the Group operates. All production sites are certified under ISO 14001: certification for environmental management systems. Qualified independent consultants were engaged to perform an audit to ensure all compliance issues including internal controls and related procedures are properly complied with.

Sustainability

STAKEHOLDER ENGAGEMENT

Maintaining regular communications with the Group's stakeholders and promptly responding to their suggestions, queries and concerns plays an essential role in the Group's holistic approach to conducting business.

Employees

The contribution of our employees is integral to the Group's long-term success. Therefore, we place emphasis on cultivating a pleasant work environment, nurturing our talents and safeguarding their well-being.

In 2022, we strengthened our focus on talent acquisition by introducing a Workforce Optimisation Programme to recruit 200 to 300 top talents across production lines and business units to support the development of new products. Business units and functional departments underwent various process improvements to enhance team performance and operational efficiency. A new Talent Incentive and Development Framework was implemented to clearly define rewards and incentives and the Career Development Model was enhanced, aiming at providing clearer career pathways and opportunities.

The Group is committed to providing its employees with a safe, fair and inclusive working environment that encourages engagement and inspiration. We spare no efforts to optimise employees' well-being and satisfaction by engaging independent external consultant to perform employee satisfaction survey, and, by regularly reviewing the provision of remuneration and benefits to adopt best employment practices.

Customers

The mission of AAC Technologies is to provide users with a differentiated experience and creating a better sensory experience for the world. To further deepen customer engagement and gain better understanding of customer preference, a variety of "pre-sales customer communication" activities were held on a timely basis. In particular, we held various technical conferences with our customers to facilitate their understanding of our latest technologies and allow for the exchange of innovative ideas. Customer feedback was collected via multiple channels and studied and taken-on promptly to enhance customer satisfaction and stickiness. Obtaining valuable customers close cooperation, a number of breakthrough technologies and products were successfully released in 2022, garnering industry attention.

Suppliers

Engaging with our suppliers is a crucial part of our efforts to minimise any social and environmental impact along the value chain. A formal Supplier Code of Conduct was established to set out the Group's expectations. One practice from the laid out the requirement for all our suppliers to confirm formally on signing a CSR Commitment Letter on compliance with the Code and the related applicable ethical, social, and environmental requirements and guidelines. Furthermore, due diligence was conducted to ensure that all minerals procured from suppliers are conflict-free. We are committed to monitoring the performance of our suppliers on an ongoing basis. There will be continual communication with underperforming suppliers after the assessment and improvement training plans will be put forward.

Sustainability

MAJOR ESG ACCOMPLISHMENTS AND ACCOLADES

AAC Technologies' continuous commitment to enhancing its ESG performance can be shown through recognition from various international and local institutions. The Group has been selected as a member of the FTSE4Good Index and was given an "A" MSCI ESG Rating and a "Low ESG Risk" by Sustainalytics. In addition, AAC Technologies received the Sustainable Corporate (Environmental) – Outstanding Award at the 2022 Standard Chartered Corporate Achievement Awards, Corporate Governance Award – H-share Companies and Other Mainland Enterprises Category at the HKICPA Best Corporate Governance and ESG Awards, Certificate of Excellence in Environmental, Social and Governance Reporting at HKMA Best Annual Reports Awards 2022, and Best GRI Report Commendations at the Hong Kong ESG Reporting Awards 2022.

Key ESG Awards				
 <p>Sustainable Corporate (Environmental) – Outstanding Award 2022 Standard Chartered Corporate Achievement Awards</p>	 <p>Corporate Governance Award – H-share Companies and Other Mainland Enterprises Category HKICPA Best Corporate Governance and ESG Awards</p>	 <p>Certificate of Excellence in Environmental, Social and Governance Reporting 2022 HKMA Best Annual Reports Awards</p>	 <p>Commendation Awards in Best GRI Report Hong Kong ESG Reporting Awards 2022</p>	 <p>Forbes World's Top Female Friendly Companies 2022 Forbes</p>
ESG Ratings				
 <p>A MSCI ESG Ratings</p>	 <p>3.3 FTSE4Good</p>	 <p>Low Risk 17.3 Sustainalytics</p>		

Independent Auditor's Report

Deloitte.

德勤

TO THE SHAREHOLDERS OF AAC TECHNOLOGIES HOLDINGS INC.

瑞聲科技控股有限公司

(incorporated in the Cayman Islands with limited liability)

OPINION

We have audited the consolidated financial statements of AAC Technologies Holding Inc. (the "Company") and its subsidiaries (collectively referred to as "the Group") set out on pages 85 to 181, which comprise the consolidated statement of financial position as at 31 December 2022, and the consolidated statement of profit or loss and other comprehensive income, consolidated statement of changes in equity and consolidated statement of cash flows for the year then ended, and notes to the consolidated financial statements, including a summary of significant accounting policies.

In our opinion, the consolidated financial statements give a true and fair view of the consolidated financial position of the Group as at 31 December 2022, and of its consolidated financial performance and its consolidated cash flows for the year then ended in accordance with International Financial Reporting Standards ("IFRSs") and have been properly prepared in compliance with the disclosure requirements of the Hong Kong Companies Ordinance.

BASIS FOR OPINION

We conducted our audit in accordance with Hong Kong Standards on Auditing ("HKSAs") issued by the Hong Kong Institute of Certified Public Accountants ("HKICPA"). Our responsibilities under those standards are further described in the Auditor's Responsibilities for the Audit of the Consolidated Financial Statements section of our report. We are independent of the Group in accordance with the HKICPA's Code of Ethics for Professional Accountants ("the Code"), and we have fulfilled our other ethical responsibilities in accordance with the Code. We believe that the audit evidence we have obtained is sufficient and appropriate to provide a basis for our opinion.

Independent Auditor's Report

KEY AUDIT MATTERS

Key audit matters are those matters that, in our professional judgment, were of most significance in our audit of the consolidated financial statements of the current period. These matters were addressed in the context of our audit of the consolidated financial statements as a whole, and in forming our opinion thereon, and we do not provide a separate opinion on these matters.

Key audit matter	How our audit addressed the key audit matters
------------------	---

Estimated allowance for inventories

We identified the estimated allowance for certain inventories (the "Relevant Inventories", which is excluding those inventories under customers' orders that with a short turnover period and supported by the pre-determined price) as a key audit matter due to the use of judgement and estimates by the management in estimating the allowance of inventories.

The management determines the allowance for inventories with reference to the aging analysis and the estimated net realisable value for obsolete and/or slow-moving inventory items identified that are no longer suitable for use in operation at the end of each reporting period (refer to notes 4 and 22 to the consolidated financial statements).

As at 31 December 2022, the carrying amount of the relevant inventories, net of allowance, was RMB3,803,447,000. During the year, the Group recognised and charged an allowance for the Relevant Inventories of RMB273,910,000 to write down Relevant Inventories to net realisable value. Details of the Group's inventories are set out in note 22 to the consolidated financial statements.

Our procedures in relation to estimated allowance for the Relevant Inventories included:

- Obtaining an understanding on management process and control in identifying obsolete and/or slow-moving inventories items and how management estimates the allowance of obsolete and slow-moving inventory items;
- Obtaining the inventory aging analysis and testing the accuracy by agreeing its classification by age on a sample basis, to source documents;
- Evaluating the reasonableness of the allowance of obsolete and/or slow-moving inventories, where the estimated net realisable value is lower than the cost, with reference to historical sales record, ageing analysis and latest/subsequent selling and purchase prices of the inventories; and
- Testing subsequent sales/usage of inventories and/or subsequent purchase of materials on a sample basis.

OTHER INFORMATION

The directors of the Company are responsible for the other information. The other information comprises the information included in the annual report, but does not include the consolidated financial statements and our auditor's report thereon.

Our opinion on the consolidated financial statements does not cover the other information and we do not express any form of assurance conclusion thereon.

In connection with our audit of the consolidated financial statements, our responsibility is to read the other information and, in doing so, consider whether the other information is materially inconsistent with the consolidated financial statements or our knowledge obtained in the audit or otherwise appears to be materially misstated. If, based on the work we have performed, we conclude that there is a material misstatement of this other information, we are required to report that fact. We have nothing to report in this regard.

Independent Auditor's Report

RESPONSIBILITIES OF DIRECTORS AND THOSE CHARGED WITH GOVERNANCE FOR THE CONSOLIDATED FINANCIAL STATEMENTS

The directors of the Company are responsible for the preparation of the consolidated financial statements that give a true and fair view in accordance with IFRSs and the disclosure requirements of the Hong Kong Companies Ordinance, and for such internal control as the directors of the Company determine is necessary to enable the preparation of consolidated financial statements that are free from material misstatement, whether due to fraud or error.

In preparing the consolidated financial statements, the directors of the Company are responsible for assessing the Group's ability to continue as a going concern, disclosing, as applicable, matters related to going concern and using the going concern basis of accounting unless the directors of the Company either intend to liquidate the Group or to cease operations, or have no realistic alternative but to do so.

Those charged with governance are responsible for overseeing the Group's financial reporting process.

AUDITOR'S RESPONSIBILITIES FOR THE AUDIT OF THE CONSOLIDATED FINANCIAL STATEMENTS

Our objectives are to obtain reasonable assurance about whether the consolidated financial statements as a whole are free from material misstatement, whether due to fraud or error, and to issue an auditor's report that includes our opinion solely to you, as a body, in accordance with our agreed terms of engagement, and for no other purpose. We do not assume responsibility towards or accept liability to any other person for the contents of this report. Reasonable assurance is a high level of assurance, but is not a guarantee that an audit conducted in accordance with HKSAAs will always detect a material misstatement when it exists. Misstatements can arise from fraud or error and are considered material if, individually or in the aggregate, they could reasonably be expected to influence the economic decisions of users taken on the basis of these consolidated financial statements.

As part of an audit in accordance with HKSAAs, we exercise professional judgment and maintain professional skepticism throughout the audit. We also:

- Identify and assess the risks of material misstatement of the consolidated financial statements, whether due to fraud or error, design and perform audit procedures responsive to those risks, and obtain audit evidence that is sufficient and appropriate to provide a basis for our opinion. The risk of not detecting a material misstatement resulting from fraud is higher than for one resulting from error, as fraud may involve collusion, forgery, intentional omissions, misrepresentations, or the override of internal control.
- Obtain an understanding of internal control relevant to the audit in order to design audit procedures that are appropriate in the circumstances, but not for the purpose of expressing an opinion on the effectiveness of the Group's internal control.
- Evaluate the appropriateness of accounting policies used and the reasonableness of accounting estimates and related disclosures made by the directors.

Independent Auditor's Report

AUDITOR'S RESPONSIBILITIES FOR THE AUDIT OF THE CONSOLIDATED FINANCIAL STATEMENTS (continued)

- Conclude on the appropriateness of the directors of the Company's use of the going concern basis of accounting and, based on the audit evidence obtained, whether a material uncertainty exists related to events or conditions that may cast significant doubt on the Group's ability to continue as a going concern. If we conclude that a material uncertainty exists, we are required to draw attention in our auditor's report to the related disclosures in the consolidated financial statements or, if such disclosures are inadequate, to modify our opinion. Our conclusions are based on the audit evidence obtained up to the date of our auditor's report. However, future events or conditions may cause the Group to cease to continue as a going concern.
- Evaluate the overall presentation, structure and content of the consolidated financial statements, including the disclosures, and whether the consolidated financial statements represent the underlying transactions and events in a manner that achieves fair presentation.
- Obtain sufficient appropriate audit evidence regarding the financial information of the entities or business activities within the Group to express an opinion on the consolidated financial statements. We are responsible for the direction, supervision and performance of the group audit. We remain solely responsible for our audit opinion.

We communicate with those charged with governance regarding, among other matters, the planned scope and timing of the audit and significant audit findings, including any significant deficiencies in internal control that we identify during our audit.

We also provide those charged with governance with a statement that we have complied with relevant ethical requirements regarding independence, and to communicate with them all relationships and other matters that may reasonably be thought to bear on our independence, and where applicable, actions taken to eliminate threats or safeguards applied.

From the matters communicated with those charged with governance, we determine those matters that were of most significance in the audit of the consolidated financial statements of the current period and are therefore the key audit matters. We describe these matters in our auditor's report unless law or regulation precludes public disclosure about the matter or when, in extremely rare circumstances, we determine that a matter should not be communicated in our report because the adverse consequences of doing so would reasonably be expected to outweigh the public interest benefits of such communication.

The engagement partner on the audit resulting in the independent auditor's report is Chung Chin Cheung.

Deloitte Touche Tohmatsu

Certified Public Accountants

Hong Kong

23 March 2023

Consolidated Statement of Profit or Loss

For the year ended 31 December 2022

	NOTES	2022 RMB'000	2021 RMB'000
Revenue	5	20,625,092	17,666,967
Cost of goods sold		(16,850,062)	(13,302,032)
Gross profit		3,775,030	4,364,935
Other income, gains and losses, and other expenses	7	525,060	345,440
Share of results of an associate	17	(1,170)	(926)
Distribution and selling expenses		(447,731)	(332,505)
Administrative expenses		(1,035,565)	(823,555)
Research and development costs		(1,546,338)	(1,726,217)
Exchange (loss) gain		(5,523)	1,169
Finance costs	6	(403,084)	(415,465)
Profit before taxation	8	860,679	1,412,876
Taxation	10	(231,496)	(119,767)
Profit for the year		629,183	1,293,109
Loss for the year attributable to non-controlling interests		(192,122)	(23,170)
Profit for the year attributable to owners of the Company		821,305	1,316,279
Earnings per share			
– Basic	12	RMB0.69	RMB1.09
– Diluted	12	RMB0.66	RMB1.09

Consolidated Statement of Profit or Loss and Other Comprehensive Income

For the year ended 31 December 2022

	2022 RMB'000	2021 RMB'000
Profit for the year	629,183	1,293,109
Other comprehensive (expense) income:		
<i>Item that will not be subsequently reclassified to profit or loss:</i>		
Fair value changes on equity instruments at fair value through other comprehensive income ("FVTOCI")	(573,169)	(19,334)
<i>Items that may be subsequently reclassified to profit or loss:</i>		
Fair value changes on derivative financial instruments	3,705	(17,278)
(Gain) loss reclassified to profit or loss on hedged items	(21,324)	37,872
Exchange differences arising on translation of foreign operations	(312,930)	(60,108)
Total comprehensive (expense) income for the year	(274,535)	1,234,261
Total comprehensive (expense) income attributable to:		
Owners of the Company	(78,332)	1,261,131
Non-controlling interests	(196,203)	(26,870)
	(274,535)	1,234,261

Consolidated Statement of Financial Position

At 31 December 2022

	NOTES	2022 RMB'000	2021 RMB'000
Non-current assets			
Property, plant and equipment	13	19,301,682	19,987,447
Right-of-use assets	14	1,959,117	2,033,673
Goodwill	15	275,365	220,346
Deposits made for acquisition of property, plant and equipment		231,906	317,127
Investment properties	16	10,078	11,272
Interest in an associate	17	3,299	4,464
Equity instruments at FVTOCI	18	467,057	847,953
Financial assets at fair value through profit and loss ("FVTPL")	19	186,303	50,349
Intangible assets	20	563,954	383,758
Deferred tax assets	32	228,401	211,045
		23,227,162	24,067,434
Current assets			
Inventories	22	4,401,418	5,695,245
Trade and other receivables	23	5,531,160	6,012,727
Escrow deposit for acquisition of a subsidiary	34	–	169,443
Amounts due from related companies	24	8,259	5,601
Taxation recoverable		20,069	18,027
Pledged bank deposits	25	200	2,219
Short term fixed deposits	25	341,265	–
Cash and cash equivalents	25	6,813,725	6,051,372
		17,116,096	17,954,634
Current liabilities			
Trade and other payables	26	4,958,743	6,147,520
Contract liabilities	26	30,435	22,324
Amounts due to related companies	24	23,182	33,577
Taxation payable		117,762	164,932
Bank loans	28	1,832,603	2,902,389
Government grants	31	138,007	141,266
Lease liabilities	27	292,087	242,035
Derivative financial instruments	21	8,326	13,589
Contingent settlement provision	30	1,653,461	–
		9,054,606	9,667,632
Net current assets		8,061,490	8,287,002
Total assets less current liabilities		31,288,652	32,354,436

Consolidated Statement of Financial Position

At 31 December 2022

	NOTES	2022 RMB'000	2021 RMB'000
Non-current liabilities			
Bank loans	28	1,727,200	330,000
Unsecured notes	29	6,087,845	6,573,182
Contingent settlement provision	30	–	1,738,830
Government grants	31	640,368	700,251
Lease liabilities	27	485,095	452,435
Deferred tax liabilities	32	42,847	40,735
Derivative financial instruments	21	7,706	17,003
Other payables	26	101,976	–
		9,093,037	9,852,436
Net assets			
		22,195,615	22,502,000
Capital and reserves			
Share capital	33	97,708	98,135
Reserves		21,558,537	21,712,531
Equity attributable to owners of the Company			
		21,656,245	21,810,666
Non-controlling interests		539,370	691,334
Total equity			
		22,195,615	22,502,000

The consolidated financial statements on pages 85 to 181 were approved and authorised for issue by the Board of Directors on 23 March 2023 and are signed on its behalf by:

PAN BENJAMIN ZHENGMIN
DIRECTOR

MOK JOE KUEN RICHARD
DIRECTOR

Consolidated Statement of Changes in Equity

For the year ended 31 December 2022

	Attributable to owners of the Company													Non-controlling interests	Total
	Share capital	Treasury shares	Special reserve	Capital reserve	Translation reserve	Investment revaluation reserve	Non-distributable reserve	Share-based payments reserve	PRC statutory reserve	Hedging reserve	Retained profits	Sub-total			
	RMB'000	RMB'000	RMB'000	RMB'000	RMB'000	RMB'000	RMB'000	RMB'000	RMB'000	RMB'000	RMB'000	RMB'000	RMB'000	RMB'000	
At 1 January 2021	98,135	-	1,135	23,391	(133,606)	114,932	87,245	-	1,482,261	(8,534)	19,493,782	21,158,741	662,094	21,820,835	
Exchange differences arising from translation of financial statements of foreign operations	-	-	-	-	(56,865)	-	-	-	-	-	-	(56,865)	(3,243)	(60,108)	
Fair value changes on equity instruments at FVOCI	-	-	-	-	-	(18,877)	-	-	-	-	-	(18,877)	(457)	(19,334)	
Fair value changes on derivative financial instruments	-	-	-	-	-	-	-	-	-	(17,278)	-	(17,278)	-	(17,278)	
Loss reclassified to profit or loss on hedged item	-	-	-	-	-	-	-	-	-	37,872	-	37,872	-	37,872	
Profit (loss) for the year	-	-	-	-	-	-	-	-	-	-	1,316,279	1,316,279	(23,170)	1,293,109	
Total comprehensive (expense) income for the year	-	-	-	-	(56,865)	(18,877)	-	-	-	20,594	1,316,279	1,261,131	(26,870)	1,234,261	
Dividend declared	-	-	-	-	-	-	-	-	-	-	(403,252)	(403,252)	-	(403,252)	
Dilution of interests in subsidiaries*	-	-	-	-	-	-	-	-	-	-	5,257	5,257	5,907	11,164	
Share-based payment reserves under the subsidiary share incentive scheme	-	-	-	-	-	-	-	-	-	-	-	-	50,203	50,203	
Purchase of shares under share award scheme (Note 35)	-	(211,211)	-	-	-	-	-	-	-	-	-	(211,211)	-	(211,211)	
Transfers	-	-	-	-	-	-	-	-	289,882	-	(289,882)	-	-	-	
At 31 December 2021	98,135	(211,211)	1,135	23,391	(190,471)	96,055	87,245	-	1,772,143	12,060	20,122,184	21,810,666	691,334	22,502,000	
Exchange differences arising from translation of financial statements of foreign operations	-	-	-	-	(313,190)	-	-	-	-	-	-	(313,190)	260	(312,930)	
Fair value changes on equity instruments at FVOCI	-	-	-	-	-	(568,828)	-	-	-	-	-	(568,828)	(4,341)	(573,169)	
Fair value changes on derivative financial instruments	-	-	-	-	-	-	-	-	-	3,705	-	3,705	-	3,705	
Gain reclassified to profit or loss on hedged item	-	-	-	-	-	-	-	-	-	(21,324)	-	(21,324)	-	(21,324)	
Profit (loss) for the year	-	-	-	-	-	-	-	-	-	-	821,305	821,305	(192,122)	629,183	
Total comprehensive (expense) income for the year	-	-	-	-	(313,190)	(568,828)	-	-	-	(17,619)	821,305	(78,332)	(196,203)	(274,535)	
Recognition of equity-settled share-based payments	-	-	-	-	-	-	-	68,651	-	-	-	68,651	-	68,651	
Return of capital contributions from non-controlling interests of a subsidiary and settlement of contingent settlement provision (Note 30)	-	-	-	-	-	-	-	-	-	-	17,789	17,789	-	17,789	
Share-based payment reserves under the subsidiary share incentive scheme	-	-	-	-	-	-	-	-	-	-	-	-	53,828	53,828	
Purchase of shares under share award scheme (Note 35)	-	(62,477)	-	-	-	-	-	-	-	-	-	(62,477)	-	(62,477)	
Shares repurchased	-	(100,052)	-	-	-	-	-	-	-	-	-	(100,052)	-	(100,052)	
Shares cancelled	(427)	65,448	-	-	-	-	-	-	-	-	(65,021)	-	-	-	
Return capital to non-controlling interests of a subsidiary	-	-	-	-	-	-	-	-	-	-	-	-	(9,589)	(9,589)	
Transfers	-	-	-	-	-	-	-	-	144,387	-	(144,387)	-	-	-	
At 31 December 2022	97,708	(308,292)	1,135	23,391	(503,661)	(472,773)	87,245	68,651	1,916,530	(5,559)	20,751,870	21,656,245	539,370	22,195,615	

Consolidated Statement of Changes in Equity

For the year ended 31 December 2022

The People's Republic of China (the "PRC") statutory reserve are non-distributable and the transfer to these reserves is determined by the board of directors of subsidiaries established in the PRC in accordance with the Articles of Association of the subsidiaries. Appropriations to such reserves are made out of net profit after taxation of the statutory financial statements of the PRC subsidiaries of the Company and the allocation basis are decided by their board of directors annually. The PRC statutory reserve can be used to make up for previous year's losses or convert into additional capital of the PRC subsidiaries of the Company.

The special reserve of the Group represents the difference between the nominal amount of the shares issued by the Company and the aggregate amount of the paid-in capital of subsidiaries acquired pursuant to the Group's reorganisation in preparation for the listing of the Company's shares.

The capital reserve relates to a deemed capital contribution from a shareholder in prior years.

The non-distributable reserve of the Group arose as a result of capitalisation of retained profits by subsidiaries of the Company.

- * During the year ended 31 December 2021, dilution of interest in a subsidiary arises from issuance new shares by a subsidiary under the subsidiary share incentive scheme ("Subsidiary Scheme") which are vested during the year. Details of relevant transactions are set out in note 35.

Consolidated Statement of Cash Flows

For the year ended 31 December 2022

	2022 RMB'000	2021 RMB'000
Operating activities		
Profit before taxation	860,679	1,412,876
Adjustments for:		
Interest income	(53,858)	(48,611)
Finance costs	403,084	415,465
Depreciation of property, plant and equipment	2,690,348	2,499,122
Depreciation of right-of-use assets	184,036	157,207
Amortisation of intangible assets	111,421	44,638
Depreciation of investment property	1,194	1,194
Loss on disposal/write-off of property, plant and equipment	75,926	45,546
Gain on termination/derecognition of right-of-use assets	(3,265)	(1,789)
Gain on repurchase of unsecured notes	(168,793)	–
Fair value (gain) loss on derivative financial instruments	(5,308)	5,155
Amortisation of government grants	(235,550)	(152,601)
Share-based payments expenses	122,479	50,203
Share of results of an associate	1,170	926
(Reversal of) allowance of impairment loss on trade receivables	(1,989)	4,078
Net allowance for inventories	273,910	102,791
Operating cash flows before movements in working capital	4,255,484	4,536,200
Decrease (increase) in inventories	1,037,667	(1,727,515)
Decrease (increase) in trade and other receivables	530,315	(795,928)
(Increase) decrease in amounts due from related companies	(2,658)	380
(Decrease) increase in trade and other payables	(1,143,001)	381,929
Decrease in amounts due to related companies	(10,395)	(10,016)
Increase in contract liabilities	8,111	7,590
Cash generated from operations	4,675,523	2,392,640
Taxation paid	(303,514)	(216,633)
Net cash from operating activities	4,372,009	2,176,007

Consolidated Statement of Cash Flows

For the year ended 31 December 2022

	NOTES	2022 RMB'000	2021 RMB'000
Investing activities			
Deposits paid for acquisition of property, plant and equipment		(1,133,420)	(2,166,800)
Acquisition of property, plant and equipment		(624,878)	(1,175,522)
Placement of short-term fixed deposits		(341,265)	–
Additions to intangible assets		(156,822)	(61,835)
Acquisition of equity instruments at FVTOCI		(141,952)	(532,362)
Acquisition of financial assets at FVTPL		(131,490)	(47,899)
Net cash outflow on acquisition of a subsidiary	34	(53,377)	(152,367)
Payments for right-of-use assets		(9,679)	(395,767)
Refund of rental deposits		234	422
Payments for rental deposits		(568)	(510)
Placement of pledged bank deposits		(200)	(2,419)
Withdrawal of pledged bank deposits		2,219	92,199
Government grants received relating to acquisitions of non-current assets		172,408	307,144
Interest received		39,943	39,231
Proceeds from derecognition of right-of-use assets		23,762	–
Proceeds from disposal of property, plant and equipment		5,825	25,923
Escrow deposit for acquisition of a subsidiary		–	(169,443)
Investment in an associate		–	(5,389)
Net cash used in investing activities		(2,349,260)	(4,245,394)
Financing activities			
Repayments of bank loans		(3,021,215)	(6,767,261)
Bank loans raised		3,243,214	4,114,198
Payment for repurchase of unsecured notes		(949,714)	–
Interest paid		(302,902)	(283,558)
Return of capital contributions from non-controlling interests of a subsidiary	30	(130,000)	–
Shares repurchased		(127,925)	(211,211)
Repayment of lease liabilities		(123,830)	(54,461)
Payment to derivative financial instruments		(28,019)	(45,739)
Return capital to non-controlling interests of a subsidiary		(9,589)	–
Receipt from derivative financial instruments		15,302	20,680
Net (payments for) proceeds from the subsidiary share incentive scheme	35	(4,025)	99,715
Dividend paid		–	(403,252)
Proceeds from issuance of unsecured notes		–	4,163,441
Net cash (used in) generated from financing activities		(1,438,703)	632,552
Net increase (decrease) in cash and cash equivalents		584,046	(1,436,835)
Cash and cash equivalents at 1 January		6,051,372	7,540,330
Effect of foreign exchange rate changes		178,307	(52,123)
Represented by:		6,813,725	6,051,372
Cash and cash equivalents			

Notes to the Consolidated Financial Statements

For the year ended 31 December 2022

1. GENERAL

AAC Technologies Holdings Inc. (“the Company”) was incorporated and registered as an exempted company with limited liability in the Cayman Islands under the Companies Law of the Cayman Islands with its shares listed on The Stock Exchange of Hong Kong Limited (the “Hong Kong Stock Exchange”). The addresses of the registered office and principal place of business of the Company are disclosed in the “Corporate Information” section to the annual report.

The Company acts as an investment holding company. The activities of its principal subsidiaries are set out in note 43.

The consolidated financial statements are presented in Renminbi (“RMB”), which is the same as the functional currency of the Company.

2. APPLICATION OF AMENDMENTS TO INTERNATIONAL FINANCIAL REPORTING STANDARDS (“IFRSs”)

Amendments to IFRSs that are mandatorily effective for the current year

In the current year, the Group has applied the following amendments to IFRSs issued by the International Accounting Standards Board for the first time, which are mandatorily effective for the Group’s annual period beginning on 1 January 2022 for the preparation of the consolidated financial statements:

Amendments to IFRS 3	Reference to the Conceptual Framework
Amendments to IAS 16	Property, Plant and Equipment – Proceeds before Intended Use
Amendments to IAS 37	Onerous Contracts – Cost of Fulfilling a Contract
Amendments to IFRSs	Annual Improvements to IFRSs 2018 – 2020

Except as described below, the application of the amendments to IFRSs in the current year has had no material impact on the Group’s financial positions and performance for the current and prior years and/or on the disclosures set out in these consolidated financial statements.

2.1 Impacts on application of Amendments to IFRS 3 “Reference to the Conceptual Framework”

The Group has applied the amendments to business combinations for which the acquisition date was on or after 1 January 2022. The amendments update a reference in IFRS 3 “Business Combinations” so that it refers to the “Conceptual Framework for Financial Reporting” issued by International Accounting Standards Board in March 2018 (the “Conceptual Framework”) instead of the International Accounting Standards Committee’s “Framework for the Preparation and Presentation of Financial Statements” (replaced by the “Conceptual Framework for Financial Reporting” issued in September 2010), add a requirement that, for transactions and events within the scope of International Accounting Standard 37 (“IAS 37”) “Provisions, Contingent Liabilities and Contingent Assets” or IFRIC Interpretation 21 (“IFRIC 21”) “Levies”, an acquirer applies IAS 37 or IFRIC 21 instead of the Conceptual Framework to identify the liabilities it has assumed in a business combination and add an explicit statement that an acquirer does not recognise contingent assets acquired in a business combination.

The application of the amendments in the current year has had no impact on the Group’s consolidated financial statements.

Notes to the Consolidated Financial Statements

For the year ended 31 December 2022

2. APPLICATION OF AMENDMENTS TO INTERNATIONAL FINANCIAL REPORTING STANDARDS (“IFRSs”) (continued)

Amendments to IFRSs that are mandatorily effective for the current year (continued)

2.2 Impacts on application of Amendments to IAS 16 “Property, Plant and Equipment – Proceeds before Intended Use”

The Group has applied the amendments for the first time in the current year. The amendments specify that the costs of any item that were produced while bringing an item of property, plant and equipment to the location and condition necessary for it to be capable of operating in the manner intended by management (such as samples produced when testing whether the relevant property, plant and equipment is functioning properly) and the proceeds from selling such items should be recognised and measured in the profit or loss in accordance with applicable standards. The cost of the items are measured in accordance with IAS 2 “Inventories”.

In accordance with the transitional provisions, the Group has applied the new accounting policy retrospectively to property, plant and equipment made available for use on or after the beginning of 1 January 2021. The application of the amendments in the current year has had no impact on the Group’s financial positions and performance.

2.3 Impacts on application of Amendments to IFRSs “Annual Improvements to IFRSs 2018 – 2020”

The Group has applied the amendments for the first time in the current year. The annual improvements make amendments to the following standard that is relevant to the Group:

IFRS 9 “Financial Instruments”

The amendment clarifies that for the purpose of assessing whether modification of terms of original financial liability constitutes substantial modification under the “10 per cent” test, a borrower includes only fees paid or received between the borrower and the lender, including fees paid or received by either the borrower or the lender on the other’s behalf.

In accordance with the transitional provisions, the Group applies the amendment to financial liabilities that are modified or exchanged as at the date of initial application, 1 January 2022.

Notes to the Consolidated Financial Statements

For the year ended 31 December 2022

2. APPLICATION OF AMENDMENTS TO INTERNATIONAL FINANCIAL REPORTING STANDARDS (“IFRSs”) (continued)

New and amendments to IFRSs in issue but not yet effective

The Group has not early applied the following new and amendments to IFRSs that have been issued but are not yet effective:

IFRS 17 (including the June 2020 and December 2021 Amendments to IFRS 17)	Insurance Contracts ¹
Amendments to IFRS 10 and IAS 28	Sale or Contribution of Assets between an Investor and its Associate or Joint Venture ²
Amendments to IFRS 16	Lease Liability in a Sale and Leaseback ³
Amendments to IAS 1	Classification of Liabilities as Current or Non-current ³
Amendments to IAS 1	Non-current Liabilities with Covenants ³
Amendments to IAS 1 and IFRS Practice Statement 2	Disclosure of Accounting Policies ¹
Amendments to IAS 8	Definition of Accounting Estimates ¹
Amendments to IAS 12	Deferred Tax related to Assets and Liabilities arising from a Single Transaction ¹

¹ Effective for annual periods beginning on or after 1 January 2023.

² Effective for annual periods beginning on or after a date to be determined.

³ Effective for annual periods beginning on or 1 January 2024.

Except for the amendments to IFRSs mentioned below, the Directors of the Company anticipate that the application of all other new and amendments to IFRSs will have no material impact on the consolidated financial statements in the foreseeable future.

Amendments to IAS 1 “Classification of Liabilities as Current or Non-current”(the “2020 Amendments”) and Amendments to IAS 1 Non-current Liabilities with covenants (the “2022 Amendments”)

The 2020 Amendments provide clarification and additional guidance on the assessment of right to defer settlement for at least twelve months from reporting date for classification of liabilities as current or non-current, which:

- clarify that if a liability has terms that could, at the option of the counterparty, result in its settlement by the transfer of the entity’s own equity instruments, these terms do not affect its classification as current or non-current only if the entity recognises the option separately as an equity instrument applying IAS 32 “Financial Instruments: Presentation”.
- specify that the classification of liabilities as current or non-current should be based on rights that are in existence at the end of the reporting period. Specifically, the amendments clarify that the classification should not be affected by management intentions or expectations to settle the liability within 12 months.

For rights to defer settlement for at least twelve months from reporting date which are conditional on the compliance with covenants, the requirements introduced by the 2020 Amendments have been modified by the 2022 Amendments. The 2022 Amendments specify that only covenants with which an entity is required to comply with on or before the end of the reporting period affect the entity’s right to defer settlement of a liability for at least twelve months after the reporting date. Covenants which are required to comply with only after the reporting period do not affect whether that right exists at the end of the reporting period.

Notes to the Consolidated Financial Statements

For the year ended 31 December 2022

2. APPLICATION OF AMENDMENTS TO INTERNATIONAL FINANCIAL REPORTING STANDARDS (“IFRSs”) (continued)

New and amendments to IFRSs in issue but not yet effective (continued)

Amendments to IAS 1 “Classification of Liabilities as Current or Non-current” (the “2020 Amendments”) and Amendments to IAS 1 Non-current Liabilities with covenants (the “2022 Amendments”) (continued)

In addition, the 2022 Amendments specify the disclosure requirements about information that enables users of financial statements to understand the risk that the liabilities could become repayable within twelve months after the reporting period, if the entity classifies liabilities arising from loan arrangements as non-current when the entity's right to defer settlement of those liabilities is subject to the entity complying with covenants within twelve months after the reporting period.

The 2022 Amendments also defer the effective date of applying the 2020 Amendments to annual reporting periods beginning on or after 1 January 2024. The 2022 Amendments, together with the 2020 Amendments, are effective for annual reporting periods beginning on or after 1 January 2024, with early application permitted. If an entity applies the 2020 Amendments for an earlier period after the issue of the 2022 Amendments, the entity should also apply the 2022 Amendments for that period.

Based on the Group's outstanding liabilities as at 31 December 2022, the application of the 2020 Amendments and the 2022 Amendments will not result in reclassification of the Group's liabilities.

Amendments to IAS 1 “Presentation of Financial Statements” and IFRS Practice Statement 2 “Disclosure of Accounting Policies”

IAS 1 is amended to replace all instances of the term “significant accounting policies” with “material accounting policy information”. Accounting policy information is material if, when considered together with other information included in an entity's financial statements, it can reasonably be expected to influence decisions that the primary users of general purpose financial statements make on the basis of those financial statements.

The amendments also clarify that accounting policy information may be material because of the nature of the related transactions, other events or conditions, even if the amounts are immaterial. However, not all accounting policy information relating to material transactions, other events or conditions is itself material. If an entity chooses to disclose immaterial accounting policy information, such information must not obscure material accounting policy information.

IFRS Practice Statement 2 “Making Materiality Judgements” (the “Practice Statement”) is also amended to illustrate how an entity applies the “four-step materiality process” to accounting policy disclosures and to judge whether information about an accounting policy is material to its financial statements. Guidance and examples are added to the Practice Statement.

The application of the amendments is not expected to have significant impact on the financial position or performance of the Group but may affect the disclosures of the Group's significant accounting policies. The impacts of application, if any, will be disclosed in the Group's future consolidated financial statements.

Notes to the Consolidated Financial Statements

For the year ended 31 December 2022

2. APPLICATION OF AMENDMENTS TO INTERNATIONAL FINANCIAL REPORTING STANDARDS (“IFRSs”) (continued)

New and amendments to IFRSs in issue but not yet effective (continued)

Amendments to IAS 8 “Definition of Accounting Estimates”

The amendments define accounting estimates as “monetary amounts in financial statements that are subject to measurement uncertainty”. An accounting policy may require items in financial statements to be measured in a way that involves measurement uncertainty – that is, the accounting policy may require such items to be measured at monetary amounts that cannot be observed directly and must instead be estimated. In such a case, an entity develops an accounting estimate to achieve the objective set out by the accounting policy. Developing accounting estimates involves the use of judgements or assumptions based on the latest available, reliable information.

In addition, the concept of changes in accounting estimates in IAS 8 “Accounting Policies, Changes in Accounting Estimates and Errors” is retained with additional clarifications.

The application of the amendments is not expected to have significant impact on the financial position or performance of the Group but may affect the disclosures of the Group’s significant accounting policies. The impacts of application, if any, will be disclosed in the Group’s future consolidated financial statements.

Amendments to IAS 12 “Deferred Tax related to Assets and Liabilities arising from a Single Transaction”

The amendments narrow the scope of the recognition exemption of deferred tax liabilities and deferred tax assets in paragraphs 15 and 24 of IAS 12 “Income Taxes” so that it no longer applies to transactions that, on initial recognition, give rise to equal taxable and deductible temporary differences.

As disclosed in note 3 to the consolidated financial statements, for leasing transactions in which the tax deductions are attributable to the lease liabilities, the Group applies IAS 12 requirements to the relevant assets and liabilities as a whole. Temporary differences relating to relevant assets and liabilities are assessed on a net basis.

The amendments are effective for the Group’s annual reporting periods beginning on or after 1 January 2023, with early application permitted. As at 31 December 2022, the carrying amounts of right-of-use assets and lease liabilities which are subject to the amendments amounted to RMB539,632,000 and RMB645,910,000 respectively. Upon the application of the amendments, the Group will recognise a deferred tax asset (to the extent that it is probable that taxable profit will be available against which the deductible temporary difference can be utilised) and a deferred tax liability for all deductible and taxable temporary differences associated with the right-of-use assets and the lease liabilities. The Group is still in the process of assessing the full impact of the application of the amendments.

Notes to the Consolidated Financial Statements

For the year ended 31 December 2022

3. BASIS OF PREPARATION OF CONSOLIDATED FINANCIAL STATEMENTS AND SIGNIFICANT ACCOUNTING POLICIES

3.1 Basis of preparation of consolidated financial statements

The consolidated financial statements have been prepared in accordance with IFRSs issued by the International Accounting Standards Board. For the purpose of preparation of the consolidated financial statements, information is considered material if such information is reasonably expected to influence decisions made by primary users. In addition, the consolidated financial statements include applicable disclosures required by the Rules Governing the Listing of Securities on the Stock Exchange ("Listing Rules") and by the Hong Kong Companies Ordinance ("CO").

The consolidated financial statements have been prepared under the historical cost basis, except for certain financial instruments that are measured at fair values at the end of each reporting period, as explained in the accounting policies set out below.

Historical cost is generally based on the fair value of the consideration given in exchange for goods and services.

Fair value is the price that would be received to sell an asset or paid to transfer a liability in an orderly transaction between market participants at the measurement date, regardless of whether that price is directly observable or estimated using another valuation technique. In estimating the fair value of an asset or a liability, the Group takes into account the characteristics of the asset or liability if market participants would take those characteristics into account when pricing the asset or liability at the measurement date. Fair value for measurement and/or disclosure purposes in these consolidated financial statements is determined on such a basis, except for share-based payment transactions that are within the scope of IFRS 2 "Share-based Payment", leasing transactions that are accounted for in accordance with IFRS 16 "Leases" ("IFRS 16"), and measurements that have some similarities to fair value but are not fair value, such as net realisable value in IAS 2 "Inventories" or value in use in IAS 36 "Impairment of Assets".

For financial instruments which are transacted at fair value and a valuation technique that unobservable inputs is to be used to measure fair value in subsequent periods, the valuation technique is calibrated so that at initial recognition the results of the valuation technique equals the transaction price.

In addition, for financial reporting purposes, fair value measurements are categorised into Level 1, 2 or 3 based on the degree to which the inputs to the fair value measurements are observable and the significance of the inputs to the fair value measurement in its entirety, which are described as follows:

- Level 1 inputs are quoted prices (unadjusted) in active markets for identical assets or liabilities that the entity can access at the measurement date;
- Level 2 inputs are inputs, other than quoted prices included within Level 1, that are observable for the asset or liability, either directly or indirectly; and
- Level 3 inputs are unobservable inputs for the asset or liability.

Notes to the Consolidated Financial Statements

For the year ended 31 December 2022

3. BASIS OF PREPARATION OF CONSOLIDATED FINANCIAL STATEMENTS AND SIGNIFICANT ACCOUNTING POLICIES (continued)

3.2 Significant accounting policies

Basis of consolidation

The consolidated financial statements incorporate the financial statements of the Company and entities controlled by the Company and its subsidiaries. Control is achieved when the Company:

- has power over the investee;
- is exposed, or has rights, to variable returns from its involvement with the investee; and
- has the ability to use its power to affect its returns.

The Group reassesses whether or not it controls an investee if facts and circumstances indicate that there are changes to one or more of the three elements of control listed above.

Consolidation of a subsidiary begins when the Group obtains control over the subsidiary and ceases when the Group loses control of the subsidiary. Specifically, income and expenses of a subsidiary acquired or disposed of during the year are included in the consolidated statement of profit or loss and other comprehensive income from the date the Group gains control until the date when the Group ceases to control the subsidiary.

Profit or loss and each item of other comprehensive income are attributed to the owners of the Company and to the non-controlling interests. Total comprehensive income of subsidiaries is attributed to the owners of the Company and to the non-controlling interests even if this results in the non-controlling interests having a deficit balance.

When necessary, adjustments are made to the financial statements of subsidiaries to bring their accounting policies into line with the Group's accounting policies.

All intra-group assets and liabilities, equity, income, expenses and cash flows relating to transactions between members of the Group are eliminated in full on consolidation.

Non-controlling interests in subsidiaries are presented separately from the Group's equity therein, which represent present ownership interests entitling their holders to a proportionate share of net assets of the relevant subsidiaries upon liquidation.

Changes in the Group's interests in existing subsidiaries

Changes in the Group's interests in subsidiaries that do not result in the Group losing control over the subsidiaries are accounted for as equity transactions. The carrying amounts of the Group's relevant component of equity and the non-controlling interests are adjusted to reflect the changes in their relative interests in the subsidiaries.

Any difference between the amount by which the non-controlling interests are adjusted, and the fair value of the consideration paid or received is recognised directly in equity (retained profits) and attributed to owners of the Company.

Notes to the Consolidated Financial Statements

For the year ended 31 December 2022

3. BASIS OF PREPARATION OF CONSOLIDATED FINANCIAL STATEMENTS AND SIGNIFICANT ACCOUNTING POLICIES (continued)

3.2 Significant accounting policies (continued)

Business combinations

A business is an integrated set of activities and assets which includes an input and a substantive process that together significantly contribute to the ability to create outputs. The acquired processes are considered substantive if they are critical to the ability to continue producing outputs, including an organised workforce with the necessary skills, knowledge, or experience to perform the related processes or they significantly contribute to the ability to continue producing outputs and are considered unique or scarce or cannot be replaced without significant cost, effort, or delay in the ability to continue producing outputs.

Acquisitions of businesses are accounted for using the acquisition method. The consideration transferred in a business combination is measured at fair value, which is calculated as the sum of the acquisition-date fair values of the assets transferred by the Group, liabilities incurred by the Group to the former owners of the acquiree and the equity interests issued by the Group in exchange for control of the acquiree. Acquisition-related costs are generally recognised in profit or loss as incurred.

For business combinations in which the acquisition date is on or after 1 January 2022, the identifiable assets acquired and liabilities assumed must meet the definitions of an asset and a liability in the Conceptual Framework except for transactions and events within the scope of IAS 37 or IFRIC 21, in which the Group applies IAS 37 or IFRIC 21 instead of the Conceptual Framework to identify the liabilities it has assumed in a business combination. Contingent assets are not recognised.

At the acquisition date, the identifiable assets acquired and the liabilities assumed are recognised at their fair value, except that deferred tax assets or liabilities, and assets or liabilities related to employee benefit arrangements are recognised and measured in accordance with IAS 12 and IAS 19 “Employee Benefits” respectively and lease liabilities are recognised and measured at the present value of the remaining lease payments (as defined in IFRS 16) as if the acquired leases were new leases at the acquisition date, except for leases for which (a) the lease term ends within 12 months of the acquisition date; or (b) the underlying asset is of low value. Right-of-use assets are recognised and measured at the same amount as the relevant lease liabilities, adjusted to reflect favourable or unfavourable terms of the lease when compared with market terms.

Goodwill is measured as the excess of the sum of the consideration transferred, the amount of any non-controlling interests in the acquiree, and the fair value of the acquirer’s previously held equity interest in the acquiree (if any) over the net of the acquisition-date amounts of the identifiable assets acquired and the liabilities assumed. If, after re-assessment, the net of the acquisition-date amounts of the identifiable assets acquired and liabilities assumed exceeds the sum of the consideration transferred, the amount of any non-controlling interests in the acquiree and the fair value of the acquirer’s previously held interest in the acquiree (if any), the excess is recognised immediately in profit or loss as a bargain purchase gain.

Non-controlling interests that are present ownership interests and entitle their holders to a proportionate share of the relevant subsidiary’s net assets in the event of liquidation are initially measured either at fair value or at the non-controlling interests’ proportionate share of the recognised amounts of the acquiree’s identifiable net assets. The choice of measurement basis is made on a transaction-by-transaction basis.

Notes to the Consolidated Financial Statements

For the year ended 31 December 2022

3. BASIS OF PREPARATION OF CONSOLIDATED FINANCIAL STATEMENTS AND SIGNIFICANT ACCOUNTING POLICIES (continued)

3.2 Significant accounting policies (continued)

Business combinations (continued)

When the consideration transferred by the Group in a business combination includes a contingent consideration arrangement, the contingent consideration is measured at its acquisition-date fair value and included as part of the consideration transferred in a business combination. Changes in the fair value of the contingent consideration that qualify as measurement period adjustments are adjusted retrospectively. Measurement period adjustments are adjustments that arise from additional information obtained during the “measurement period” (which cannot exceed one year from the acquisition date) about facts and circumstances that existed at the acquisition date.

The subsequent accounting for the contingent consideration that do not qualify as measurement period adjustments depends on how the contingent consideration is classified. Contingent consideration that is classified as equity is not remeasured at subsequent reporting dates and its subsequent settlement is accounted for within equity. Contingent consideration that is classified as an asset or a liability is remeasured to fair value at subsequent reporting dates, with the corresponding gain or loss being recognised in profit or loss.

Goodwill

Goodwill arising on an acquisition of a business is carried at cost as established at the date of acquisition of business (see the accounting policy above) less accumulated impairment losses, if any.

For the purposes of impairment testing, goodwill is allocated to each of the Group’s relevant cash-generating units (“CGUs”) (or groups of CGUs) that is expected to benefit from the synergies of the combination, which represent the lowest level at which the goodwill is monitored for internal management purposes and not larger than an operating segment.

A CGU (or group of CGUs) to which goodwill has been allocated is tested for impairment annually, or more frequently when there is indication that the unit may be impaired. For goodwill arising on an acquisition in a reporting period, the CGU (or group of CGUs) to which goodwill has been allocated is tested for impairment before the end of that reporting period. If the recoverable amount is less than the carrying amount, the impairment loss is allocated first to reduce the carrying amount of any goodwill and then to the other assets on a pro-rata basis based on the carrying amount of each asset in the unit (or group of CGUs).

On disposal of the relevant CGU or any of the CGU within the group of CGUs, the attributable amount of goodwill is included in the determination of the amount of profit or loss on disposal. When the Group disposes of an operation within the CGU (or a CGU within a group of CGUs), the amount of goodwill disposed of is measured on the basis of the relative values of the operation (or the CGU) disposed of and the portion of the CGU (or the group of CGUs) retained.

Investments in an associate

An associate is an entity over which the Group has significant influence. Significant influence is the power to participate in the financial and operating policy decisions of the investee but is not control over those policies.

Notes to the Consolidated Financial Statements

For the year ended 31 December 2022

3. BASIS OF PREPARATION OF CONSOLIDATED FINANCIAL STATEMENTS AND SIGNIFICANT ACCOUNTING POLICIES (continued)

3.2 Significant accounting policies (continued)

Investments in an associate (continued)

The results and assets and liabilities of associates is incorporated in these consolidated financial statements using the equity method of accounting. Under the equity method, an investment in an associate is initially recognised in the consolidated statement of financial position at cost and adjusted thereafter to recognise the Group's share of the profit or loss and other comprehensive income of the associate. When the Group's share of losses of an associate exceeds the Group's interest in that associate (which includes any long-term interests that, in substance, form part of the Group's net investment in the associate or joint venture), the Group discontinues recognising its share of further losses. Additional losses are recognised only to the extent that the Group has incurred legal or constructive obligations or made payments on behalf of the associate.

An investment in an associate is accounted for using the equity method from the date on which the investee becomes an associate. On acquisition of the investment in an associate, any excess of the cost of the investment over the Group's share of the net fair value of the identifiable assets and liabilities of the investee is recognised as goodwill, which is included within the carrying amount of the investment. Any excess of the Group's share of the net fair value of the identifiable assets and liabilities over the cost of the investment, after reassessment, is recognised immediately in profit or loss in the period in which the investment is acquired.

The Group assesses whether there is an objective evidence that the interest in an associate may be impaired. When any objective evidence exists, the entire carrying amount of the investment (including goodwill) is tested for impairment in accordance with IAS 36 as a single asset by comparing its recoverable amount (higher of value in use and fair value less costs of disposal) with its carrying amount. Any impairment loss recognised is not allocated to any asset, including goodwill, that forms part of the carrying amount of the investment. Any reversal of that impairment loss is recognised in accordance with IAS 36 to the extent that the recoverable amount of the investment subsequently increases.

When the Group ceases to have significant influence over an associate, it is accounted for as a disposal of the entire interest in the investee with a resulting gain or loss being recognised in profit or loss. When the Group retains an interest in the former associate or joint venture and the retained interest is a financial asset within the scope of IFRS 9 "Financial Instruments", the Group measures the retained interest at fair value at that date and the fair value is regarded as its fair value on initial recognition. The difference between the carrying amount of the associate and the fair value of any retained interest and any proceeds from disposing of the relevant interest in the associate is included in the determination of the gain or loss on disposal of the associate. In addition, the Group accounts for all amounts previously recognised in other comprehensive income in relation to that associate on the same basis as would be required if that associate had directly disposed of the related assets or liabilities. Therefore, if a gain or loss previously recognised in other comprehensive income by that associate would be reclassified to profit or loss on the disposal of the related assets or liabilities, the Group reclassifies the gain or loss from equity to profit or loss (as a reclassification adjustment) upon disposal/partial disposal of the relevant associate.

When a group entity transacts with an associate of the Group, profits and losses resulting from the transactions with the associate are recognised in the consolidated financial statements only to the extent of interests in the associate that are not related to the Group.

Notes to the Consolidated Financial Statements

For the year ended 31 December 2022

3. BASIS OF PREPARATION OF CONSOLIDATED FINANCIAL STATEMENTS AND SIGNIFICANT ACCOUNTING POLICIES (continued)

3.2 Significant accounting policies (continued)

Revenue from contracts with customers

The Group recognises revenue when (or as) a performance obligation is satisfied, i.e. when “control” of the goods or services underlying the particular performance obligation is transferred to the customer.

A performance obligation represents a good or service (or a bundle of goods or services) that is distinct or a series of distinct goods or services that are substantially the same.

Control is transferred over time and revenue is recognised over time by reference to the progress towards complete satisfaction of the relevant performance obligation if one of the following criteria is met:

- the customer simultaneously receives and consumes the benefits provided by the Group’s performance as the Group performs;
- the Group’s performance creates and enhances an asset that the customer controls as the Group performs; or
- the Group’s performance does not create an asset with an alternative use to the Group and the Group has an enforceable right to payment for performance completed to date.

Otherwise, revenue is recognised at a point in time when the customer obtains control of the distinct good or service.

The revenue of the Group arising from sales of acoustics product (previously termed as dynamic components, which includes acoustic modules and acoustic unit), electromagnetic drives and precision mechanics, optics products, sensor and semiconductor products and other products is recognised at a point in time. Under the transfer-of-control approach in IFRS 15 “Revenue from Contracts with Customers”, revenue from these sales is recognised when customer acceptance has been obtained, which is the point of time when the customer has the ability to direct the use of these products and obtain substantially all of the remaining benefits of these products.

A contract liability represents the Group’s obligation to transfer goods or services to a customer for which the Group has received consideration (or an amount of consideration is due) from the customer.

Government grants

Government grants are not recognised until there is reasonable assurance that the Group will comply with the conditions attaching to them and that the grants will be received.

Government grants are recognised in profit or loss on a systematic basis over the periods in which the Group recognises as expenses the related costs for which the grants are intended to compensate. Specifically, government grants whose primary condition is that the Group should purchase, construct or otherwise acquire non-current assets are recognised as deferred income in the consolidated statement of financial position and transferred to profit or loss on a systematic and rational basis over the useful lives of the related assets.

Government grants related to income that are receivable as compensation for expenses or losses already incurred or for the purpose of giving immediate financial support to the Group with no future related costs are recognised in profit or loss in the period in which they become receivable. Such grants are presented under “other income, gains and losses, and other expenses”.

Notes to the Consolidated Financial Statements

For the year ended 31 December 2022

3. BASIS OF PREPARATION OF CONSOLIDATED FINANCIAL STATEMENTS AND SIGNIFICANT ACCOUNTING POLICIES (continued)

3.2 Significant accounting policies (continued)

Foreign currencies

In preparing the financial statements of each individual group entity, transactions in currencies other than the functional currency of that entity (foreign currencies) are recognised at the rates of exchanges prevailing on the dates of the transactions. At the end of the reporting period, monetary items denominated in foreign currencies are retranslated at the rates prevailing at that date. Non-monetary items carried at fair value that are denominated in foreign currencies are retranslated at the rates prevailing on the date when the fair value was determined. When a fair value gain or loss on a non-monetary item is recognised in profit or loss, any exchange component of that gain or loss is also recognised in profit or loss. When a fair value gain or loss on a non-monetary item is recognised in other comprehensive income, any exchange component of that gain or loss is also recognised in other comprehensive income. Non-monetary items that are measured in terms of historical cost in a foreign currency are not retranslated.

Exchange differences arising on the settlement of monetary items, and on the retranslation of monetary items are recognised in profit or loss in the period in which they arise.

For the purposes of presenting the consolidated financial statements, the assets and liabilities of the Group's foreign operations are translated into presentation currency of the Group (i.e. Renminbi) using exchange rate prevailing at the end of the reporting period, and their income and expenses are translated at the average exchange rates for the year, unless exchange rates fluctuate significantly during the period, in which case, the exchange rates prevailing at the dates of transactions are used. Exchange differences arising, if any, are recognised in other comprehensive income and accumulated in equity (the translation reserve).

On the disposal of a foreign operation (i.e. a disposal of the Group's entire interest in a foreign operation, or a disposal involving loss of control over a subsidiary that includes a foreign operation), all of the exchange differences accumulated in equity in respect of that operation attributable to the owners of the Company are reclassified to profit or loss.

In addition, in relation to a partial disposal of a subsidiary that does not result in the Group losing control over the subsidiary, the proportionate share of accumulated exchange differences are re-attributed to non-controlling interests and are not recognised in profit or loss.

Employee benefits

Retirement benefit costs

Payments to the defined contribution retirement plan, including state-managed retirement benefit schemes, the Mandatory Provident Fund Scheme and central provident fund schemes, are recognised as an expense when employees have rendered service entitling them to the contributions.

Short-term employee benefits

Short-term employee benefits are recognised at the undiscounted amount of the benefits expected to be paid as and when employees rendered the services. All short-term employee benefits are recognised as an expense unless another IFRS requires or permits the inclusion of the benefit in the cost of an asset.

A liability is recognised for benefits accruing to employees (such as wages and salaries, annual leave and sick leave) after deducting any amount already paid.

Notes to the Consolidated Financial Statements

For the year ended 31 December 2022

3. BASIS OF PREPARATION OF CONSOLIDATED FINANCIAL STATEMENTS AND SIGNIFICANT ACCOUNTING POLICIES (continued)

3.2 Significant accounting policies (continued)

Share-based payments

Equity-settled share-based payment transactions

Equity-settled share-based payments to employees and others providing similar services are measured at the fair value of the equity instruments at the grant date.

The fair value of the equity-settled share-based payments determined at the grant date without taking into consideration all non-market vesting conditions is expensed on a straight-line basis over the vesting period, based on the Group's estimate of equity instruments that will eventually vest, with a corresponding increase in equity (share-based payments reserve). At the end of each reporting period, the Group revises its estimate of the number of equity instruments expected to vest based on assessment of all relevant non-market vesting conditions. The impact of the revision of the original estimates, if any, is recognised in profit or loss such that the cumulative expense reflects the revised estimate, with a corresponding adjustment to the share-based payments reserve. For shares that vest immediately at the date of grant, the fair value of the shares granted is expensed immediately to profit or loss.

When shares granted are vested, the amount previously recognised in share-based payments reserve will be transferred to share capital/share premium.

Borrowing costs

Borrowing costs directly attributable to the acquisition, construction or production of qualifying assets, which are assets that necessarily take a substantial period of time to get ready for their intended use or sale, are added to the cost of those assets, until such time as the assets are substantially ready for their intended use or sale.

Any specific borrowing that remain outstanding after the related asset is ready for its intended use or sale is included in the general borrowing pool for calculation of capitalisation rate on general borrowings. Investment income earned on the temporary investment of specific borrowings pending their expenditure on qualifying assets is deducted from the borrowing costs eligible for capitalisation.

All other borrowing costs are recognised in profit or loss in the period in which they are incurred.

Taxation

Income tax expense represents the sum of the tax currently payable and deferred tax.

The tax currently payable is based on taxable profit for the year. Taxable profit differs from profit before taxation as reported in the consolidated statement of profit or loss and other comprehensive income because it excludes items of income or expense that are taxable or deductible in other years and it further excludes items that are never taxable or deductible. The Group's liability for current tax is calculated using tax rates that have been enacted or substantively enacted by the end of the reporting period.

Notes to the Consolidated Financial Statements

For the year ended 31 December 2022

3. BASIS OF PREPARATION OF CONSOLIDATED FINANCIAL STATEMENTS AND SIGNIFICANT ACCOUNTING POLICIES (continued)

3.2 Significant accounting policies (continued)

Taxation (continued)

Deferred tax is recognised on differences between the carrying amounts of assets and liabilities in the consolidated financial statements and the corresponding tax base used in the computation of taxable profit. Deferred tax liabilities are generally recognised for all taxable temporary differences. Deferred tax assets are generally recognised for all deductible temporary differences to the extent that it is probable that taxable profits will be available against which deductible temporary differences can be utilised. Such deferred tax assets and liabilities are not recognised if the temporary difference arises from the initial recognition (other than in a business combination) of other assets and liabilities in a transaction that affects neither the taxable profit nor the accounting profit. In addition, deferred tax liabilities are not recognised if the temporary differences arises from the initial recognition of goodwill.

Deferred tax liabilities are recognised for taxable temporary differences arising on investments in subsidiaries and an associate, except where the Group is able to control the reversal of the temporary difference and it is probable that the temporary difference will not reverse in the foreseeable future. Deferred tax assets arising from deductible temporary differences associated with such investments are only recognised to the extent that it is probable that there will be sufficient taxable profits against which to utilise the benefits of the temporary differences and they are expected to reverse in the foreseeable future.

The carrying amount of deferred tax assets is reviewed at the end of the reporting period and reduced to the extent that it is no longer probable that sufficient taxable profits will be available to allow all or part of the asset to be recovered.

Deferred tax assets and liabilities are measured at the tax rates that are expected to apply in the period in which the liability is settled or the asset is realised, based on tax rates (and tax laws) that have been enacted or substantively enacted by the end of the reporting period.

The measurement of deferred tax liabilities and assets reflects the tax consequences that would follow from the manner in which the Group expects, at the end of the reporting period, to recover or settle the carrying amount of its assets and liabilities.

For the purposes of measuring deferred tax for leasing transactions in which the Group recognises the right-of-use assets and the related lease liabilities, the Group first determines whether the tax deductions are attributable to the right-of-use assets or the lease liabilities.

For leasing transactions in which the tax deductions are attributable to the lease liabilities, the Group applies IAS 12 requirements to the leasing transaction as a whole. Temporary differences relating to right-of-use assets and lease liabilities are assessed on a net basis. Excess of depreciation on right-of-use assets over the lease payments for the principal portion of lease liabilities results in net deductible temporary differences.

Deferred tax assets and liabilities are offset when there is a legally enforceable right to set off current tax assets against current tax liabilities and when they relate to income taxes levied to the same taxable entity by the same taxation authority.

Current and deferred tax is recognised in profit or loss, except when it relates to items that are recognised in other comprehensive income or directly in equity, in which case, the current and deferred tax is also recognised in other comprehensive income or directly in equity respectively. Where current tax or deferred tax arises from the initial accounting for a business combination, the tax effect is included in the accounting for the business combination.

Notes to the Consolidated Financial Statements

For the year ended 31 December 2022

3. BASIS OF PREPARATION OF CONSOLIDATED FINANCIAL STATEMENTS AND SIGNIFICANT ACCOUNTING POLICIES (continued)

3.2 Significant accounting policies (continued)

Taxation (continued)

In assessing any uncertainty over income tax treatments, the Group considers whether it is probable that the relevant tax authority will accept the uncertain tax treatment used, or proposed to be used by individual group entities in their income tax filings. If it is probable, the current and deferred taxes are determined consistently with the tax treatment in the income tax filings. If it is not probable that the relevant taxation authority will accept an uncertain tax treatment, the effect of each uncertainty is reflected by using either the most likely amount or the expected value.

Leases

Definition of a lease

A contract is, or contains, a lease if the contract conveys the right to control the use of an identified asset for a period of time in exchange for consideration.

For contracts entered into or modified on or after the date of initial application IFRS 16 or arising from business combinations, the Group assesses whether a contract is or contains a lease based on the definition under IFRS 16 at inception, modification date or acquisition date, as appropriate. Such contract will not be reassessed unless the terms and conditions of the contract are subsequently changed.

The Group as a lessee

Short-term leases and leases of low-value assets

The Group applies the short-term lease recognition exemption to leases of leasehold land and buildings that have a lease term of 12 months or less from the commencement date and do not contain a purchase option. It also applies the recognition exemption for lease of low-value assets. Lease payments on short-term leases and leases of low-value assets are recognised as expense on a straight-line basis or another systematic basis over the lease term.

Right-of-use assets

The cost of right-of-use assets includes:

- the amount of the initial measurement of the lease liability;
- any lease payments made at or before the commencement date, less any lease incentives received;
- any initial direct costs incurred by the Group; and
- an estimate of costs to be incurred by the Group in dismantling and removing the underlying assets, restoring the site on which it is located or restoring the underlying asset to the condition required by the terms and conditions of the lease.

Right-of-use assets are measured at cost, less any accumulated depreciation and impairment losses, and adjusted for any remeasurement of lease liabilities.

Right-of-use assets in which the Group is reasonably certain to obtain ownership of the underlying leased assets at the end of the lease term are depreciated from commencement date to the end of the useful life. Otherwise, right-of-use assets are depreciated on a straight-line basis over the shorter of its estimated useful life and the lease term.

Notes to the Consolidated Financial Statements

For the year ended 31 December 2022

3. BASIS OF PREPARATION OF CONSOLIDATED FINANCIAL STATEMENTS AND SIGNIFICANT ACCOUNTING POLICIES (continued)

3.2 Significant accounting policies (continued)

Leases (continued)

The Group as a lessee (continued)

Right-of-use assets (continued)

When the Group obtains ownership of the underlying leased assets at the end of the lease term, upon exercising purchase options, the carrying amount of the relevant right-of-use assets are transferred to property, plant and equipment.

The Group presents right-of-use assets as a separate line item on the consolidated statement of financial position.

Refundable rental deposits

Refundable rental deposits paid are accounted under IFRS 9 and initially measured at fair value. Adjustments to fair value at initial recognition are considered as additional lease payments and included in the cost of right-of-use assets.

Lease liabilities

At the commencement date of a lease, the Group recognises and measures the lease liability at the present value of lease payments that are unpaid at that date. In calculating the present value of lease payments, the Group uses the incremental borrowing rate at the lease commencement date if the interest rate implicit in the lease is not readily determinable.

The lease payments include fixed payments (including in-substance fixed payments).

After the commencement date, lease liabilities are adjusted by interest accretion and lease payments.

The Group presents lease liabilities as a separate line item on the consolidated statement of financial position.

Lease modifications

The Group accounts for a lease modification as a separate lease if:

- the modification increases the scope of the lease by adding the right to use one or more underlying assets; and
- the consideration for the leases increases by an amount commensurate with the stand-alone price for the increase in scope and any appropriate adjustments to that stand-alone price to reflect the circumstances of the particular contract.

For a lease modification that is not accounted for as a separate lease, the Group remeasures the lease liability based on the lease term of the modified lease by discounting the revised lease payments using a revised discount rate at the effective date of the modification.

The Group accounts for the remeasurement of lease liabilities by making corresponding adjustments to the relevant right-of-use asset.

Notes to the Consolidated Financial Statements

For the year ended 31 December 2022

3. BASIS OF PREPARATION OF CONSOLIDATED FINANCIAL STATEMENTS AND SIGNIFICANT ACCOUNTING POLICIES (continued)

3.2 Significant accounting policies (continued)

Leases (continued)

The Group as a lessor

Classification and measurement of leases

Leases for which the Group is a lessor are classified as finance or operating leases. Whenever the terms of the lease transfer substantially all the risks and rewards incidental to ownership of an underlying asset to the lessee, the contract is classified as a finance lease. All other leases are classified as operating leases.

Rental income from operating leases is recognised in profit or loss on a straight-line basis over the term of the relevant lease.

Refundable rental deposits

Refundable rental deposits paid are accounted under IFRS 9 and initially measured at fair value. Adjustments to fair value at initial recognition are considered as additional lease payments and included in the cost of right-of-use assets.

Lease modification

Changes in considerations of lease contracts that were not part of the original terms and conditions are accounted for as lease modifications, including lease incentives provided through forgiveness or reduction of rentals.

The Group accounts for a modification to an operating lease as a new lease from the effective date of the modification, considering any prepaid or accrued lease payments relating to the original lease as part of the lease payments for the new lease.

Property, plant and equipment

Property, plant and equipment, other than freehold land and construction in progress, are tangible assets that are held for use in the production or supply of goods or services, or for administrative purposes. Property, plant and equipment are stated in the consolidated statement of financial position at cost less subsequent accumulated depreciation and any accumulated impairment losses, if any.

Freehold land is not depreciated and is measured at cost, less any recognised impairment loss.

Property, plant and equipment in the course of construction for production, supply or administrative purposes are carried at cost, less any recognised impairment loss. Costs include any costs directly attributable to bringing the asset to the location and condition necessary for it to be capable of operating in the manner intended by management, including costs of testing whether the related assets is functioning properly and, for qualifying assets, borrowing costs capitalised in accordance with the Group's accounting policy. Sale proceeds of items that are produced while bringing an item of property, plant and equipment to the location and condition necessary for it to be capable of operating in the manner intended by management (such as samples produced when testing whether the asset is functioning properly), and the related costs of producing those items are recognised in the profit or loss. The cost of those items are measured in accordance with the measurement requirements of IAS 2. Depreciation of these assets, on the same basis as other property assets, commences when the assets are ready for their intended use.

Notes to the Consolidated Financial Statements

For the year ended 31 December 2022

3. BASIS OF PREPARATION OF CONSOLIDATED FINANCIAL STATEMENTS AND SIGNIFICANT ACCOUNTING POLICIES (continued)

3.2 Significant accounting policies (continued)

Property, plant and equipment (continued)

When the Group makes payments for a property interest which includes both leasehold land and building elements, the entire consideration is allocated between the leasehold land and the building elements in proportion to the relative fair values at initial recognition. To the extent the allocation of the lease payments can be made reliably, interest in leasehold land that is presented for as “right-of-use assets” in the consolidated statement of financial position and is amortised over the lease term on a straight line basis. When the consideration cannot be allocated reliably between non-lease building elements and undivided interest in the underlying leasehold land, the entire properties are classified as property, plant and equipment.

Depreciation is recognised so as to write off the cost of assets other than freehold land and construction in progress less their residual values over their estimated useful lives, using the straight-line method. The estimated useful lives, residual values and depreciation method are reviewed at the end of each reporting period, with the effect of any changes in estimate accounted for on a prospective basis.

An item of property, plant and equipment is derecognised upon disposal or when no future economic benefits are expected to arise from the continued use of the asset. Any gain or loss arising on the disposal or retirement of an item of property, plant and equipment is determined as the difference between the sales proceeds and the carrying amount of the assets and is recognised in profit or loss.

Investment properties

Investment properties are properties held to earn rentals and/or for capital appreciation.

Investment properties are measured initially at cost, including any directly attributable expenditure. Subsequent to initial recognition, investment properties are stated at cost less subsequent accumulated depreciation and any accumulated impairment losses. Depreciation is recognised so as to write off the cost of investment properties and land over their estimated useful lives of 20 years and 50 years respectively and after taking into account of their estimated residual value, using the straight-line method.

An investment property is derecognised upon disposal or when the investment property is permanently withdrawn from use and no future economic benefits are expected from its disposals. Any gain or loss arising on derecognition of the property, which is calculated as the difference between the net disposal proceeds and the carrying amount of the asset, is included in profit or loss in the period in which the property is derecognised.

Intangible assets

Intangible assets acquired separately

Intangible assets with finite useful lives that are acquired separately are carried at costs less accumulated amortisation and any accumulated impairment losses. Amortisation for intangible assets with finite useful lives is recognised on a straight-line basis over their estimated useful lives. The estimated useful life and amortisation method are reviewed at the end of each reporting period, with the effect of any changes in estimate being accounted for on a prospective basis. Intangible assets with indefinite useful lives that are acquired separately are carried at cost less any subsequent accumulated impairment losses.

Notes to the Consolidated Financial Statements

For the year ended 31 December 2022

3. BASIS OF PREPARATION OF CONSOLIDATED FINANCIAL STATEMENTS AND SIGNIFICANT ACCOUNTING POLICIES (continued)

3.2 Significant accounting policies (continued)

Intangible assets (continued)

Internally generated intangible assets – research and development expenditure

Expenditure on research activities is recognised as an expense in the period in which it is incurred.

An internally-generated intangible asset arising from development (or from the development phase of an internal project) is recognised if, and only if, all of the following have been demonstrated:

- the technical feasibility of completing the intangible asset so that it will be available for use or sale;
- the intention to complete the intangible asset and use or sell it;
- the ability to use or sell the intangible asset;
- the intangible asset will generate probable future economic benefits;
- the availability of adequate technical, financial and other resources to complete the development and to use or sell the intangible asset; and
- the ability to measure reliably the expenditure attributable to the intangible asset during its development.

The amount initially recognised for an internally-generated intangible asset is the sum of the expenditure incurred from the date when the intangible asset first meets the recognition criteria listed above. Where no internally-generated intangible asset can be recognised, development expenditure is charged to profit or loss in the period in which it is incurred.

Subsequent to initial recognition, an internally-generated intangible asset is measured at cost less accumulated amortisation and accumulated impairment losses (if any), on the same basis as intangible assets acquired separately.

Intangible assets acquired in a business combination

Intangible assets acquired in a business combination are recognised separately from goodwill and are initially recognised at their fair value at the acquisition date (which is regarded as their cost).

Subsequent to initial recognition, intangible assets acquired in a business combination with finite useful lives are reported at costs less accumulated amortisation and any accumulated impairment losses, on the same basis as intangible assets that are acquired separately.

An intangible asset is derecognised on disposal, or when no future economic benefits are expected from use or disposal. Gains and losses arising from derecognition of an intangible asset, measured as the difference between the net disposal proceeds and the carrying amount of the asset, are recognised in profit or loss when the asset is derecognised.

Notes to the Consolidated Financial Statements

For the year ended 31 December 2022

3. BASIS OF PREPARATION OF CONSOLIDATED FINANCIAL STATEMENTS AND SIGNIFICANT ACCOUNTING POLICIES (continued)

3.2 Significant accounting policies (continued)

Impairment on property, plant and equipment, right-of-use assets and intangible assets (other than goodwill)

At the end of the reporting period the Group reviews the carrying amounts of property, plant and equipment, right-of-use assets and intangible assets with finite useful lives to determine whether there is any indication that those assets have suffered an impairment loss. If any such indication exists, the recoverable amount of the asset is estimated in order to determine the extent of the impairment loss, if any.

The recoverable amount of property, plant and equipment, right-of-use assets and intangible assets are estimated individually, when it is not possible to estimate the recoverable amount individually, the Group estimates the recoverable amount of the cash generating unit to which the asset belongs.

In testing a CGU for impairment, corporate assets are allocated to the relevant CGU when a reasonable and consistent basis of allocation can be established, or otherwise they are allocated to the smallest group of CGUs for which a reasonable and consistent allocation basis can be established. The recoverable amount is determined for the CGU or group of CGUs to which the corporate asset belongs, and is compared with the carrying amount of the relevant CGU or group of CGUs.

Recoverable amount is the higher of fair value less costs of disposal and value in use. In assessing value in use, the estimated future cash flows are discounted to their present value using a pre-tax discount rate that reflects current market assessments of the time value of money and the risks specific to the asset (or a CGU) for which the estimates of future cash flows have not been adjusted.

If the recoverable amount of an asset (or a CGU) is estimated to be less than its carrying amount, the carrying amount of the asset (or a CGU) is reduced to its recoverable amount. For corporate assets or portion of corporate assets which cannot be allocated on a reasonable and consistent basis to a CGU, the Group compares the carrying amount of a group of CGUs, including the carrying amounts of the corporate assets or portion of corporate assets allocated to that group of CGUs, with the recoverable amount of the group of CGUs. In allocating the impairment loss, the impairment loss is allocated first to reduce the carrying amount of any goodwill (if applicable) and then to the other assets on a pro-rata basis based on the carrying amount of each asset in the unit or the group of CGUs. The carrying amount of an asset is not reduced below the highest of its fair value less costs of disposal (if measurable), its value in use (if determinable) and zero. The amount of the impairment loss that would otherwise have been allocated to the asset is allocated pro rata to the other assets of the unit or the group of CGUs. An impairment loss is recognised immediately in profit or loss.

Where an impairment loss subsequently reverses, the carrying amount of the assets is increased to the revised estimate of its recoverable amount, but so that the increased carrying amount does not exceed the carrying amount that would have been determined had no impairment loss been recognised for the asset in prior years. A reversal of an impairment loss is recognised immediately in profit or loss.

Cash and cash equivalents

Cash and cash equivalents presented on the consolidated statement of financial position include:

- (a) cash, which comprises of cash on hand and demand deposits; and

Notes to the Consolidated Financial Statements

For the year ended 31 December 2022

3. BASIS OF PREPARATION OF CONSOLIDATED FINANCIAL STATEMENTS AND SIGNIFICANT ACCOUNTING POLICIES (continued)

3.2 Significant accounting policies (continued)

Cash and cash equivalents (continued)

- (b) cash equivalents, which comprises of short-term (generally with original maturity of three months or less), highly liquid investments that are readily convertible to a known amount of cash and which are subject to an insignificant risk of changes in value. Cash equivalents are held for the purpose of meeting short-term cash commitments rather than for investment or other purposes.

For the purposes of the consolidated statement of cash flows, cash and cash equivalents consist of cash and cash equivalents as defined above.

Inventories

Inventories are stated at the lower of cost and net realisable value. Cost of inventories are determined on a weighted average method. Net realisable value represents the estimated selling price for inventories less all estimated costs of completion and costs necessary to make the sale. Cost necessary to make the sale include incremental costs directly attributable to the sale and non-incremental costs which the Group must incur to make the sale.

Provisions

Provisions are recognised when the Group has a present obligation (legal or constructive) as a result of a past event, it is probable that the Group will be required to settle that obligation, and a reliable estimate can be made of the amount of the obligation.

The amount recognised as a provision is the best estimate of the consideration required to settle the present obligation at the end of the reporting period, taking into account the risks and uncertainties surrounding the obligation. When a provision is measured using the cash flows estimated to settle the present obligation, its carrying amount is the present value of those cash flows (where the effect of the time value of money is material).

Restructuring

A restructuring provision is recognised when the Group has developed a detailed formal plan for the restructuring and has raised a valid expectation in those affected that it will carry out the restructuring by starting to implement the plan or announcing its main features to those affected by it. The measurement of a restructuring provision includes only the direct expenditures arising from the restructuring, which are those amounts that are both necessarily entailed by the restructuring and not associated with the ongoing activities of the entity.

Contingent liabilities

A contingent liability is a present obligation arising from past events but is not recognised because it is not probable that an outflow of resources embodying economic benefits will be required to settle the obligation or the amount of the obligation cannot be measured with sufficient reliability.

Where the Group is jointly and severally liable for an obligation, the part of the obligation that is expected to be met by other parties is treated as a contingent liability and it is not recognised in the consolidated financial statements.

Notes to the Consolidated Financial Statements

For the year ended 31 December 2022

3. BASIS OF PREPARATION OF CONSOLIDATED FINANCIAL STATEMENTS AND SIGNIFICANT ACCOUNTING POLICIES (continued)

3.2 Significant accounting policies (continued)

Contingent liabilities (continued)

The Group assesses continually to determine whether an outflow of resources embodying economic benefits has become probable. If it becomes probable that an outflow of future economic benefits will be required for an item previously dealt with as a contingent liability, a provision is recognised in the consolidated financial statements in the reporting period in which the change in probability occurs, except in the extremely rare circumstances where no reliable estimate can be made.

Financial instruments

Financial assets and financial liabilities are recognised when a group entity becomes a party to the contractual provisions of the instrument. All regular way purchases or sales of financial assets are recognised and derecognised on a settlement date basis. Regular way purchases or sales are purchases or sales of financial assets that require delivery of assets within the time frame established by regulation or convention in the market place.

Financial assets and financial liabilities are initially measured at fair value except for trade receivables arising from contracts with customers which are initially measured in accordance with IFRS 15. Transaction costs that are directly attributable to the acquisition or issue of financial assets and financial liabilities (other than financial assets or financial liabilities at FVTPL) are added to or deducted from the fair value of the financial assets or financial liabilities, as appropriate, on initial recognition. Transaction costs directly attributable to the acquisition of financial assets or financial liabilities at FVTPL are recognised immediately in profit or loss.

The effective interest method is a method of calculating the amortised cost of a financial asset or financial liability and of allocating interest income and interest expense over the relevant period. The effective interest rate is the rate that exactly discounts estimated future cash receipts and payments (including all fees on points paid or received that form an integral part of the effective interest rate, transaction costs and other premiums or discounts) through the expected life of the financial asset or financial liability, or, where appropriate, a shorter period to the net carrying amount on initial recognition.

Financial assets

Classification and subsequent measurement of financial assets

Financial assets that meet the following conditions are subsequently measured at amortised cost:

- the financial asset is held within a business model whose objective is to collect contractual cash flows; and
- the contractual terms give rise on specified dates to cash flows that are solely payments of principal and interest on the principal amount outstanding.

Financial assets that meet the following conditions are subsequently measured at FVTOCI:

- the financial asset is held within a business model whose objective is achieved by both selling and collecting contractual cash flows; and
- the contractual terms give rise on specified dates to cash flows that are solely payments of principal and interest on the principal amount outstanding.

Notes to the Consolidated Financial Statements

For the year ended 31 December 2022

3. BASIS OF PREPARATION OF CONSOLIDATED FINANCIAL STATEMENTS AND SIGNIFICANT ACCOUNTING POLICIES (continued)

3.2 Significant accounting policies (continued)

Financial instruments (continued)

Financial assets (continued)

Classification and subsequent measurement of financial assets (continued)

All other financial assets are subsequently measured at FVTPL, except that at initial recognition of a financial asset the Group may irrevocably elect to present subsequent changes in fair value of an equity investment in other comprehensive income if that equity investment is neither held for trading nor contingent consideration recognised by an acquirer in a business combination to which IFRS 3 applies.

(i) Amortised cost and interest income

Interest income is recognised using the effective interest method for financial assets measured subsequently at amortised cost. Interest income is calculated by applying the effective interest rate to the gross carrying amount of a financial asset, except for financial assets that have subsequently become credit-impaired. For financial assets that have subsequently become credit-impaired, interest income is recognised by applying the effective interest rate to the amortised cost of the financial asset from the next reporting period. If the credit risk on the credit-impaired financial instrument improves so that the financial asset is no longer credit-impaired, interest income is recognised by applying the effective interest rate to the gross carrying amount of the financial asset from the beginning of the reporting period following the determination that the asset is no longer credit-impaired.

(ii) Equity instruments designated as at FVTOCI

Investments in equity instruments at FVTOCI are subsequently measured at fair value with gains and losses arising from changes in fair value recognised in other comprehensive income and accumulated in the investment revaluation reserve; and are not subject to impairment assessment. The cumulative gain or loss will not be reclassified to profit or loss on disposal of the equity investments, and will be transferred to retained profits.

Dividends on these investments in equity instruments are recognised in profit or loss when the Group's right to receive the dividends is established unless the dividends clearly represent a recovery of part of the cost of the investment. Dividends are included in the "other income, gains and losses, and other expenses" line item in profit or loss.

(iii) Financial assets at FVTPL

Financial assets that do not meet the criteria for being measured at amortised cost or designated as FVTOCI are measured at FVTPL.

Financial assets at FVTPL are measured at fair value at the end of each reporting period, with any fair value gains or losses recognised in profit or loss. The net gain or loss recognised in profit or loss excludes any dividend or interest earned on the financial asset.

Notes to the Consolidated Financial Statements

For the year ended 31 December 2022

3. BASIS OF PREPARATION OF CONSOLIDATED FINANCIAL STATEMENTS AND SIGNIFICANT ACCOUNTING POLICIES (continued)

3.2 Significant accounting policies (continued)

Financial instruments (continued)

Financial assets (continued)

Impairment of financial assets subject to impairment assessment under IFRS 9

The Group performs impairment assessment under expected credit loss ("ECL") model on financial assets (including trade and other receivables, pledged bank deposits, short term fixed deposits, cash and cash equivalent and amounts due from related companies). The amount of ECL is updated at each reporting date to reflect changes in credit risk since initial recognition.

Lifetime ECL represents the ECL that will result from all possible default events over the expected life of the relevant instrument. In contrast, 12-month ECL ("12m ECL") represents the portion of lifetime ECL that is expected to result from default events that are possible within 12 months after the reporting date. Assessment are done based on the Group's historical credit loss experience, adjusted for factors that are specific to the debtors, general economic conditions and an assessment of both the current conditions at the reporting date as well as the forecast of future conditions.

The Group always recognises lifetime ECL for trade receivables. The ECL on trade receivables are assessed individually for debtors with significant balances and the remaining debtors are assessed collectively with appropriate groupings.

For all other instruments, the Group measures the loss allowance equal to 12m ECL, unless when there has been a significant increase in credit risk since initial recognition, in which case the Group recognises lifetime ECL. The assessment of whether lifetime ECL should be recognised is based on significant increases in the likelihood or risk of a default occurring since initial recognition.

(i) Significant increase in credit risk

In assessing whether the credit risk has increased significantly since initial recognition, the Group compares the risk of a default occurring on the financial instrument as at the reporting date with the risk of a default occurring on the financial instrument as at the date of initial recognition. In making this assessment, the Group considers both quantitative and qualitative information that is reasonable and supportable, including historical experience and forward-looking information that is available without undue cost or effort.

In particular, the following information is taken into account when assessing whether credit risk has increased significantly:

- an actual or expected significant deterioration in the financial instrument's external (if available) or internal credit rating;
- significant deterioration in external market indicators of credit risk, e.g. a significant increase in the credit spread, the credit default swap prices for the debtor;
- existing or forecast adverse changes in business, financial or economic conditions that are expected to cause a significant decrease in the debtor's ability to meet its debt obligations;
- an actual or expected significant deterioration in the operating results of the debtor;
- an actual or expected significant adverse change in the regulatory, economic, or technological environment of the debtor that results in a significant decrease in the debtor's ability to meet its debt obligations.

Notes to the Consolidated Financial Statements

For the year ended 31 December 2022

3. BASIS OF PREPARATION OF CONSOLIDATED FINANCIAL STATEMENTS AND SIGNIFICANT ACCOUNTING POLICIES (continued)

3.2 Significant accounting policies (continued)

Financial instruments (continued)

Financial assets (continued)

Impairment of financial assets subject to impairment assessment under IFRS 9 (continued)

(i) Significant increase in credit risk (continued)

Irrespective of the outcome of the above assessment, the Group presumes that the credit risk has increased significantly since initial recognition when contractual payments are more than 30 days past due, unless the Group has reasonable and supportable information that demonstrates otherwise.

Despite the foregoing, the Group assumes that the credit risk on a debt instrument has not increased significantly since initial recognition if the debt instrument is determined to have low credit risk at the reporting date. A debt instrument is determined to have low credit risk if i) it has a low risk of default, ii) the borrower has a strong capacity to meet its contractual cash flow obligations in the near term and iii) adverse changes in economic and business conditions in the longer term may, but will not necessarily, reduce the ability of the borrower to fulfil its contractual cash flow obligations. The Group considers a debt instrument to have low credit risk when it has an internal or external credit rating of 'investment grade' as per globally understood definitions.

The Group regularly monitors the effectiveness of the criteria used to identify whether there has been a significant increase in credit risk and revises them as appropriate to ensure that the criteria are capable of identifying significant increase in credit risk before the amount becomes past due.

(ii) Definition of default

The Group considers an event of default occurs when information developed internally or obtained from external sources indicates that the debtor is unlikely to pay its creditors, including the Group, in full (without taking into account any collaterals held by the Group).

Irrespective of the above, the Group considers that default has occurred when a financial asset is more than 90 days past due unless the Group has reasonable and supportable information to demonstrate that a more lagging default criterion is more appropriate.

(iii) Credit-impaired financial assets

A financial asset is credit-impaired when one or more events of default that have a detrimental impact on the estimated future cash flows of that financial asset have occurred. Evidence that a financial asset is credit-impaired includes observable data about the following events:

- (a) significant financial difficulty of the issuer or the borrower;
- (b) a breach of contract, such as a default or past due event;
- (c) the lender(s) of the borrower, for economic or contractual reasons relating to the borrower's financial difficulty, having granted to the borrower a concession(s) that the lender(s) would not otherwise consider; or
- (d) it is becoming probable that the borrower will enter bankruptcy or other financial reorganisation.

Notes to the Consolidated Financial Statements

For the year ended 31 December 2022

3. BASIS OF PREPARATION OF CONSOLIDATED FINANCIAL STATEMENTS AND SIGNIFICANT ACCOUNTING POLICIES (continued)

3.2 Significant accounting policies (continued)

Financial instruments (continued)

Financial assets (continued)

Impairment of financial assets subject to impairment assessment under IFRS 9 (continued)

(iv) Write-off policy

The Group writes off a financial asset when there is information indicating that the counterparty is in severe financial difficulty and there is no realistic prospect of recovery, for example, when the counterparty has been placed under liquidation or has entered into bankruptcy proceedings. Financial assets written off may still be subject to enforcement activities under the Group's recovery procedures, taking into account legal advice where appropriate. A write-off constitutes a derecognition event. Any subsequent recoveries are recognised in profit or loss.

(v) Measurement and recognition of ECL

The measurement of ECL is a function of the probability of default, loss given default (i.e. the magnitude of the loss if there is a default) and the exposure at default. The assessment of the probability of default and loss given default is based on historical data and forward-looking information. Estimation of ECL reflects an unbiased and probability-weighted amount that is determined with the respective risks of default occurring as the weights. The Group estimates ECL for certain trade receivables collectively taking into consideration historical credit loss experience, adjusted for forward looking information that is available without undue cost or effort.

Generally, the ECL is the difference between all contractual cash flows that are due to the Group in accordance with the contract and all the cash flows that the Group expects to receive, discounted at the effective interest rate determined at initial recognition.

Lifetime ECL for certain trade receivables is considered on a collective basis taking into consideration past due information and relevant credit information such as forward looking macroeconomic information.

For collective assessment, the Group takes into consideration the following characteristics which formulating the grouping:

- Past-due status;
- Nature, size and industry of debtors; and
- External credit ratings where available.

The grouping is regularly reviewed by management to ensure the constituents of each group continue to share similar credit risk characteristics.

Interest income is calculated based on the gross carrying amount of the financial asset unless the financial asset is credit-impaired, in which case interest income is calculated based on amortised cost of the financial asset.

The Group recognises an impairment gain or loss in profit or loss for all financial instruments by adjusting their carrying amount with the exception of trade receivables where the corresponding adjustment is recognised through a loss allowance account.

Notes to the Consolidated Financial Statements

For the year ended 31 December 2022

3. BASIS OF PREPARATION OF CONSOLIDATED FINANCIAL STATEMENTS AND SIGNIFICANT ACCOUNTING POLICIES (continued)

3.2 Significant accounting policies (continued)

Financial instruments (continued)

Financial assets (continued)

Derecognition of financial assets

The Group derecognises a financial asset only when the contractual rights to the cash flows from the asset expire.

On derecognition of a financial asset measured at amortised cost, the difference between the asset's carrying amount and the sum of the consideration received and receivable is recognised in profit or loss.

On derecognition of an investment in equity instrument which the Group has elected on initial recognition to measure at FVTOCI, the cumulative gain or loss previously accumulated in the investments revaluation reserve is not reclassified to profit or loss, but is transferred to retained profits.

Financial liabilities and equity instruments

Classification as debt or equity

Debt and equity instruments are classified as either financial liabilities or equity in accordance with substance of the contractual arrangements and the definitions of a financial liability and an equity instrument.

Equity instruments

An equity instrument is any contract that evidences a residual interest in the assets of an entity after deducting all of its liabilities. Equity instruments issued by the Group are recorded at the proceeds received, net of direct issue costs.

Repurchase of the Company's own equity instruments is recognised and deducted directly in equity and recognised as treasury shares. No gain or loss is recognised in profit or loss on the purchase, sale, issue or cancellation of the Company's own equity instrument.

Financial liabilities at amortised cost

Financial liabilities excluding derivatives, which consist of bank loans, unsecured notes, contingent settlement provision, trade and other payables and amounts due to related companies are subsequently measured at amortised cost, using the effective interest method.

Contingent settlement provision arising from a contract to repay capital from non-controlling interests

The gross financial liability arising from a contract to repay capital from non-controlling interests is recognised when contractual obligation (including potential obligation arising on the occurrence or non-occurrence of future events) to repurchase the shares in a subsidiary is established. The contingent settlement provision on the consolidated statement of financial position is initially recognised and measured at present value of the estimated capital repayment amount with the corresponding debit to equity. Subsequent to initial recognition, the adjustments arising from remeasurement of the present value of the such gross obligation under the contract to the non-controlling shareholders is recognised in profit or loss.

Notes to the Consolidated Financial Statements

For the year ended 31 December 2022

3. BASIS OF PREPARATION OF CONSOLIDATED FINANCIAL STATEMENTS AND SIGNIFICANT ACCOUNTING POLICIES (continued)

3.2 Significant accounting policies (continued)

Financial instruments (continued)

Derecognition of financial liabilities

The Group derecognises financial liabilities when, and only when, the Group's obligations are discharged, cancelled or have expired. The difference between the carrying amount of the financial liability derecognised and the consideration paid and payable is recognised in profit or loss.

Derivative financial instruments

Derivatives are initially recognised at fair value at the date when derivative contracts are entered into and are subsequently remeasured to their fair value at the end of the reporting period. The resulting gain or loss is recognised in profit or loss immediately unless the derivative is designated and effective as a hedging instrument, in which event the timing of the recognition in profit or loss depends on the nature of the hedge relationship.

Offsetting a financial asset and a financial liability

A financial asset and a financial liability are offset and the net amount presented in the consolidated statement of financial position when, and only when, the Group currently has a legally enforceable right to set off the recognised amounts; and intends either to settle on a net basis, or to realise the asset and settle the liability simultaneously.

Hedge accounting

The Group designates certain derivatives as hedging instruments for cash flow hedges. At the inception of the hedging relationship the Group documents the relationship between the hedging instrument and the hedged item, along with its risk management objectives and its strategy for undertaking various hedge transactions. Furthermore, at the inception of the hedge and on an ongoing basis, the Group documents whether the hedging instrument is highly effective in offsetting changes in fair values or cash flows of the hedged item attributable to the hedged risk.

Assessment of hedging relationship and effectiveness

For hedge effectiveness assessment, the Group considers whether the hedging instrument is effective in offsetting changes in fair values or cash flows of the hedged item attributable to the hedged risk, which is when the hedging relationships meet all of the following hedge effectiveness requirements:

- there is an economic relationship between the hedged item and the hedging instrument;
- the effect of credit risk does not dominate the value changes that result from that economic relationship; and
- the hedge ratio of the hedging relationship is the same as that resulting from the quantity of the hedged item that the Group actually hedges and the quantity of the hedging instrument that the entity actually uses to hedge that quantity of hedged item.

If a hedging relationship ceases to meet the hedge effectiveness requirement relating to the hedge ratio but the risk management objective for that designated hedging relationship remains the same, the Group adjusts the hedge ratio of the hedging relationship (i.e. rebalances the hedge) so that it meets the qualifying criteria again.

Notes to the Consolidated Financial Statements

For the year ended 31 December 2022

3. BASIS OF PREPARATION OF CONSOLIDATED FINANCIAL STATEMENTS AND SIGNIFICANT ACCOUNTING POLICIES (continued)

3.2 Significant accounting policies (continued)

Financial instruments (continued)

Hedge accounting (continued)

Cash flow hedges

The effective portion of changes in the fair value of derivatives that are designated and qualify as cash flow hedges are recognised in other comprehensive income and accumulated under the heading of hedging reserve. The gain or loss relating to the ineffective portion is recognised immediately in profit or loss and is included in the “other income, gains and losses, and other expenses” line item.

Amounts previously recognised in other comprehensive income and accumulated in equity (hedging reserve) are reclassified to profit or loss in the periods when the hedged item affects profit or loss, in the same line of the consolidated statement of profit or loss and other comprehensive income as the recognised hedged item.

Discontinuation of hedge accounting

The Group discontinues hedge accounting prospectively only when the hedging relationship (or a part thereof) ceases to meet the qualifying criteria (after rebalancing, if applicable). This includes instances when the hedging instrument expires or is sold, terminated or exercised. Discontinuing hedge accounting can either affect a hedging relationship in its entirety or only a part of it (in which case hedge accounting continues for the remainder of the hedging relationship).

Any gain or loss recognised in other comprehensive income and accumulated in equity at that time remains in equity and is recognised when the forecast transactions is ultimately recognised in profit or loss. When a forecast transaction is no longer expected to occur, the gain or loss accumulated in equity is recognised immediately in profit or loss.

4. KEY SOURCES OF ESTIMATION UNCERTAINTY

In the process of applying the Group’s accounting policies detailed in note 3, management has made the following estimations that have significant effect on the amounts recognised in the consolidated financial statements. The following is the key assumptions concerning the future, and other key sources of estimations uncertainty at the end of the reporting period, that have a significant risk of causing a material adjustment to the carrying amounts of assets and liabilities within the next financial year.

Notes to the Consolidated Financial Statements

For the year ended 31 December 2022

4. KEY SOURCES OF ESTIMATION UNCERTAINTY (continued)

Estimated allowance for inventories

Management reviews the inventories aging listing at the end of each reporting period, and makes allowance for obsolete and/or slow-moving inventory items identified that are no longer suitable for use in operation. Estimation of net realisable value are based on the most reliable evidence available at the time the estimates are made, of the amount the inventories are expected to realise. Where the net realisable value is less than the cost, a material impairment may arise. As at 31 December 2022, the carrying amounts of inventories that involve key estimation uncertainty (representing the inventories of the Group as detailed in note 22 and excluding those inventories under customers' orders that with a short turnover period and supported by the pre-determined price) (the "Relevant Inventories") was RMB3,803,447,000 (2021: RMB5,110,317,000) and net allowance for inventories of RMB273,910,000 (2021: RMB102,791,000) was recognised in the profit or loss during the year ended 31 December 2022.

Deferred tax asset

As at 31 December 2022, a deferred tax asset of RMB112,270,000 (2021: RMB99,301,000) in relation to unused tax losses for certain operating subsidiaries has been recognised in the consolidated statement of financial position. No deferred tax asset has been recognised on the tax losses of RMB5,206,118,000 (2021: RMB3,067,361,000) for the remaining subsidiaries due to the unpredictability of future profit streams. The realisability of the deferred tax asset mainly depends on whether sufficient future profits or taxable temporary differences will be available in the future. In cases where the actual future taxable profits generated are less or more than expected, or change in facts and circumstances which result in revision of future taxable profits estimation, a material reversal or further recognition of deferred tax assets may arise, which would be recognised in profit or loss for the period in which such a reversal or further recognition takes place.

5. REVENUE AND SEGMENT INFORMATION

Operating and reportable segments are identified on the basis of internal reports about components of the Group that are regularly reviewed by the Group's key operating decision makers in order to allocate resources to the segment and to assess its performance.

Information reported to the key operating decision makers for the purposes of resource allocation and assessment of performances focuses specifically on the type of products sold. This is also the basis upon which the Group is organised and managed.

The Group's operating and reportable segments under IFRS 8 are acoustics product, electromagnetic drives and precision mechanics, optics products, sensor and semiconductor products and other products, which represent the major types of products manufactured and sold by the Group. Revenues from these products is recognised at the point in time when controls of the products had transferred.

No operating segments have been aggregated in arriving at the reportable segments of the Group.

All sales contracts terms and the performance obligations of goods and services provided by the Group are for periods of one year or less. As permitted under IFRS 15, the transaction price allocated to these unsatisfied contracts is not disclosed.

Notes to the Consolidated Financial Statements

For the year ended 31 December 2022

5. REVENUE AND SEGMENT INFORMATION (continued)

Information regarding these segments is presented below.

An analysis of the Group's revenue and results by operating and reportable segments is as follows:

	2022 RMB'000	2021 RMB'000
Operating and reportable segments		
Segment revenue – recognised at a point in time		
Acoustics products	8,848,150	8,582,092
Electromagnetic drives and precision mechanics	7,276,206	5,638,782
Optics products	3,217,294	2,389,371
Sensor and semiconductor products	1,256,404	1,013,350
Other products	27,038	43,372
Revenue	20,625,092	17,666,967
Segment results		
Acoustics products	2,489,983	2,545,593
Electromagnetic drives and precision mechanics	1,549,437	1,220,778
Optics products	(416,721)	411,521
Sensor and semiconductor products	146,106	153,489
Other products	6,225	33,554
Total profit for operating and reportable segments	3,775,030	4,364,935
Unallocated amounts:		
Interest income	53,858	48,611
Other income, gains and losses, and other expense (excluding interest income)	471,202	296,829
Share of results of an associate	(1,170)	(926)
Distribution and selling expenses	(447,731)	(332,505)
Administrative expenses	(1,035,565)	(823,555)
Research and development costs	(1,546,338)	(1,726,217)
Exchange (loss) gain	(5,523)	1,169
Finance costs	(403,084)	(415,465)
Profit before taxation	860,679	1,412,876

The accounting policies of the operating and reportable segments are the same as the Group's accounting policies described in note 3. Segment results represent the profit (loss) earned by each segment without allocation of interest income, other income, gains and losses, and other expenses (excluding interest income), share of results of an associate, distribution and selling expenses, administration expenses, research and development costs, exchange (loss) gain and finance costs. This is the measure reported to the key operating decision makers for the purpose of resource allocation and performance assessment.

The key operating decision makers make decisions according to operating results of each segments. The Group analysed its assets and liabilities and other financial information at group level. Therefore, only segment revenue and segments results are presented. Amortisation and depreciation charges related to assets employed by different segments are presented to the key operating decision makers for review.

Notes to the Consolidated Financial Statements

For the year ended 31 December 2022

5. REVENUE AND SEGMENT INFORMATION (continued)

Details included in measure of segment results are as follows:

	Amortisation and Depreciation	
	2022 RMB'000	2021 RMB'000
Acoustics products	1,184,138	1,120,282
Electromagnetic drives and precision mechanics	644,951	562,759
Optics products	528,713	453,397
Sensor and semiconductor products	56,140	57,225
Other products	10,877	3,046
Amounts included in cost of inventories	2,424,819	2,196,709
Unallocated portion	562,180	505,452
	2,986,999	2,702,161

Majority of the Group's non-current assets were located in the PRC, the place of domicile of the relevant group entities that hold those assets. There were no non-current assets excluded financial instruments in foreign countries that exceeds 10% of the Group's total non-current assets.

The Group's revenue from external customers analysed by location of end customers are detailed below:

	2022 RMB'000	2021 RMB'000
Greater China* (country of domicile)	8,696,523	8,442,782
Other foreign countries:		
Other Asian countries	1,437,549	968,790
America	10,489,800	8,253,237
Europe	1,220	2,158
	20,625,092	17,666,967

* Greater China comprises the Mainland China, Hong Kong Special Administrative Region and Taiwan. Majority of the revenue from Greater China were derived from the Mainland China.

The geographical information of the Group's revenue from external end customer by individual countries in America, Europe and other Asian countries are not disclosed. In the opinion of management, such disclosure is harmful to the Group's business.

During the year, the aggregate amount of revenue derived from the Group's top customers which individually has contributed to over 10% of the Group's revenue and included in all of the Group's segments, amounted to RMB14,657,229,000 (2021: RMB13,056,212,000). The total amount of revenue by each customer and number of customers are not disclosed, as in the opinion of the management such disclosure is harmful to the Group's business.

Notes to the Consolidated Financial Statements

For the year ended 31 December 2022

6. FINANCE COSTS

	2022 RMB'000	2021 RMB'000
Interest on bank loans	80,072	145,060
Interest on unsecured notes	236,876	178,278
Interest on lease liabilities	25,289	46,016
Interest on contingent settlement provision	62,620	66,945
	404,857	436,299
Less:		
Finance costs capitalised in qualifying assets	(1,773)	(20,834)
	403,084	415,465

7. OTHER INCOME, GAINS AND LOSSES, AND OTHER EXPENSES

Other income, gains and losses, and other expenses mainly comprise of:

	2022 RMB'000	2021 RMB'000
(A) Other income		
Government grants (Note a)	385,264	252,153
Interest income	53,858	48,611
Rental income	9,525	12,951
(B) Gains and losses		
Gain on repurchase of unsecured notes (note 29)	168,793	-
Loss on disposal/write-off of property, plant and equipment	(14,353)	(45,546)
Gain (loss) from changes in fair value of derivative financial instruments	5,308	(5,155)
Gain on termination of leases	429	1,789
Gain on derecognition of right-of-use assets	2,836	-
(C) Other expenses		
Restructuring costs (Note b)	(125,222)	-

Notes:

- (a) Included in the amount is RMB235,550,000 (2021: RMB152,601,000) representing the amortisation of government grants as detailed in note 31. In addition, during the current year, the Group recognised government grants of RMB1,842,000 (2021: RMB2,434,000) in respect of Covid-19-related subsidies. The remaining amount mainly represents the incentives granted by the PRC local authorities to the Group for engaging in High Technology business, employment of expatriates and technologically advanced staff. All the grants were approved and received during the year of recognition.
- (b) During the year ended 31 December 2022, the Group launched the restructuring plan in 2022 to enhance cost efficiency. Accordingly, loss on disposal/write-off of property, plant and equipment of RMB61,573,000 and redundancy cost of RMB63,649,000 are recognised in profit or loss and recorded under "Other income, gains and losses, and other expenses".

Notes to the Consolidated Financial Statements

For the year ended 31 December 2022

8. PROFIT BEFORE TAXATION

	2022 RMB'000	2021 RMB'000
Profit before taxation has been arrived at after charging (crediting):		
Directors' emoluments (note 9)	15,790	14,543
Other staff's retirement benefits scheme contributions	624,047	518,746
Other staff costs	4,485,645	4,460,187
Total staff costs*	5,125,482	4,993,476
Depreciation of property, plant and equipment	2,690,348	2,499,122
Depreciation of right-of-use assets	212,896	197,649
Total depreciation*	2,903,244	2,696,771
Depreciation of right-of-use assets capitalised in qualifying assets	(28,860)	(40,442)
	2,874,384	2,656,329
Allowance for inventories, included in cost of goods sold (note 22)	273,910	102,791
Amortisation of intangible assets	111,421	44,638
Auditor's remuneration	3,831	3,494
Cost of inventories recognised as expense	16,576,152	13,199,241
Cost of raw materials included in research and development costs	180,246	226,971
Depreciation of investment property	1,194	1,194
(Reversal of) allowance of impairment loss on trade receivables	(1,989)	4,078
Short-term and low value asset leases expense	41,293	33,004

* Staff costs of RMB958,359,000 (2021: RMB976,247,000) and depreciation of RMB249,022,000 (2021: RMB267,545,000) had been included in research and development costs.

Notes to the Consolidated Financial Statements

For the year ended 31 December 2022

9. DIRECTORS', CHIEF EXECUTIVE'S EMOLUMENTS AND FIVE HIGHEST PAID EMPLOYEES

The aggregate Directors' and chief executive's remuneration for the year ended 31 December 2022 amounts to RMB15,790,000 (2021: RMB14,543,000), disclosed pursuant to the applicable Listing Rules and CO, are as follows:

For the year ended 31 December 2022:

	Pan Benjamin Zhengmin ("Mr. Pan") RMB'000	Mok Joe Kuen Richard RMB'000	Total RMB'000
Executive Directors			
Fees	-	-	-
Other emoluments:			
Salaries and other benefits	4,536	2,218	6,754
Share-based payment	-	3,601	3,601
Performance related bonuses	-	1,917	1,917
Retirement benefits scheme contributions	-	16	16
Total Directors' emoluments	4,536	7,752	12,288

Mr. Pan is also the Chief Executive Officer ("CEO") of the Company and his emoluments disclosed above include those for services rendered by him as the CEO.

The executive Directors' emoluments shown above were for their services in connection with the affairs of the Company and the Group.

	Wu Ingrid Chun Yuan ("Ms. Wu") RMB'000	Total RMB'000
Non-executive Director		
Fees	420	420
Other emoluments:		
Salaries and other benefits	-	-
Performance related bonuses	-	-
Retirement benefits scheme contributions	-	-
Total Director's emolument	420	420

The non-executive Director's emolument shown above was for her services as Director of the Company.

Notes to the Consolidated Financial Statements

For the year ended 31 December 2022

9. DIRECTORS', CHIEF EXECUTIVE'S EMOLUMENTS AND FIVE HIGHEST PAID EMPLOYEES (continued)

For the year ended 31 December 2022: (continued)

	Au Siu Cheung Albert RMB'000 (Note i)	Kwok Lam Kwong Larry RMB'000	Peng Zhiyuan RMB'000	Zhang Hongjiang RMB'000	Total RMB'000
Independent non-executive Directors					
Fees	531	695	689	1,167	3,082
Other emoluments:					
Salaries and other benefits	-	-	-	-	-
Performance related bonuses	-	-	-	-	-
Retirement benefits scheme contributions	-	-	-	-	-
Total Directors' emoluments	531	695	689	1,167	3,082

The independent non-executive Directors' emoluments shown above were for their services as Directors of the Company.

During the year ended 31 December 2022, an executive Director was granted share of the Group and Restricted Shares (as defined in note 35) in respect of his service to the Group under the Scheme and Subsidiary Scheme (as defined in note 35) respectively and the Group recognised a total share-based payment expense of RMB3,601,000, and included in share-based payment above (2021: RMB1,577,000, and included in share-based payment below).

For the year ended 31 December 2021:

	Mr. Pan RMB'000	Mok Joe Kuen Richard RMB'000	Total RMB'000
Executive Directors			
Fees	-	-	-
Other emoluments:			
Salaries and other benefits	5,257	2,121	7,378
Share-based payment	-	1,577	1,577
Performance related bonuses	-	2,195	2,195
Retirement benefits scheme contributions	-	26	26
Total Directors' emoluments	5,257	5,919	11,176

Mr. Pan is also the CEO of the Company and his emoluments disclosed above include those for services rendered by him as the CEO.

The executive Directors' emoluments shown above were for their services in connection with the affairs of the Company and the Group.

Notes to the Consolidated Financial Statements

For the year ended 31 December 2022

9. DIRECTORS', CHIEF EXECUTIVE'S EMOLUMENTS AND FIVE HIGHEST PAID EMPLOYEES (continued)

For the year ended 31 December 2021: (continued)

	Ms. Wu RMB'000	Total RMB'000
Non-executive Director		
Fees	388	388
Other emoluments:		
Salaries and other benefits	–	–
Performance related bonuses	–	–
Retirement benefits scheme contributions	–	–
	<u> </u>	<u> </u>
Total Director's emolument	<u> 388</u>	<u> 388</u>

The non-executive Director's emolument shown above was for her services as Director of the Company.

	Au Siu Cheung Albert RMB'000 (Note i)	Kwok Lam Kwong Larry RMB'000	Peng Zhiyuan RMB'000	Zhang Hongjiang RMB'000	Total RMB'000
Independent non-executive Directors					
Fees	740	578	637	1,024	2,979
Other emoluments:					
Salaries and other benefits	–	–	–	–	–
Performance related bonuses	–	–	–	–	–
Retirement benefits scheme contributions	–	–	–	–	–
	<u> </u>	<u> </u>	<u> </u>	<u> </u>	<u> </u>
Total Directors' emoluments	<u> 740</u>	<u> 578</u>	<u> 637</u>	<u> 1,024</u>	<u> 2,979</u>

The independent non-executive Directors' emoluments shown above were for their services as Directors of the Company.

Note:

- (i) Mr. Au Siu Cheung Albert resigned on 31 August 2022.

Notes to the Consolidated Financial Statements

For the year ended 31 December 2022

9. DIRECTORS', CHIEF EXECUTIVE'S EMOLUMENTS AND FIVE HIGHEST PAID EMPLOYEES (continued)

Employees' emoluments

The five highest paid individuals included one (2021: zero) Director of the Company, details of whose emoluments are set out above. The emoluments of the remaining four (2021: five) highest paid individuals are as follows:

	2022 RMB'000	2021 RMB'000
Employees		
– basic salaries and allowances	9,836	10,134
– share-based payment	24,758	19,317
– performance related bonus	7,627	8,662
– retirement benefits scheme contributions	–	100
	42,221	38,213

Note: The bonus is determined based on performance of the employees.

The emoluments were within the following bands:

	Number of employees	
	2022	2021
HK\$7,000,001 to HK\$7,500,000	–	2
HK\$7,500,001 to HK\$8,000,000	–	1
HK\$8,500,001 to HK\$9,000,000	–	1
HK\$9,000,001 to HK\$9,500,000	1	–
HK\$12,000,001 to HK\$12,500,000	2	–
HK\$15,000,001 to HK\$15,500,000	1	1

There was no arrangement under which a director or the chief executive waived or agreed to waive any remuneration during the year. No emoluments were paid by the Group to the Directors of the Company and/or five highest paid individuals as an inducement to join or as compensation for loss of office.

Notes to the Consolidated Financial Statements

For the year ended 31 December 2022

10. TAXATION

	2022 RMB'000	2021 RMB'000
The current tax charge (credit) comprises:		
PRC Enterprise Income Tax	206,117	162,935
Other jurisdictions	62,858	53,530
PRC and overseas withholding tax	151	164
(Over) under provision of taxation in prior years	(21,747)	25,552
	247,379	242,181
Deferred tax (see note 32)	(15,883)	(122,414)
	231,496	119,767

Under the law of PRC on Enterprise Income Tax (the "EIT Law") and Implementation Regulation of the EIT Law, the tax rate of the PRC subsidiaries is 25%, for both years, unless the group entities entitle to other preferential tax treatment granted by the relevant PRC tax authority.

The PRC dividend withholding tax is calculated at the applicable rate in accordance with the relevant laws and regulations in the PRC.

According to a joint circular of Ministry of Finance and the State Taxation Administration of the PRC, Cai Shui [2008] No. 1, the accumulated undistributed profits earned by foreign invested enterprise prior to 1 January 2008 can be exempted from EIT when they are distributed to foreign investor after 2008. Whereas, dividend distributed out of the profits generated thereafter, shall be subject to EIT at 10% and withheld by the PRC subsidiary, pursuant to Articles 3 and 27 of the EIT Law and Article 91 of its Implementation Regulation. According to the Arrangement between the Mainland of China and the Hong Kong Special Administrative Region for the Avoidance of Double Taxation and the Prevention of Fiscal Evasion with respect to the Taxes on Income, the withholding tax rate on dividend paid by a PRC resident enterprise to a Hong Kong resident enterprise is further reduced to 5% if the Hong Kong resident enterprise holds at least 25% equity interests in the PRC resident enterprise and it is considered as the beneficial owner of the dividend, and remains at 10% otherwise.

In addition, certain PRC subsidiaries were officially endorsed as High and New Technology Enterprises ("HNTE") till the date ranging from 2023 to 2024 (2021: 2022 to 2023). Pursuant to the EIT Law, those PRC subsidiaries endorsed as HNTE shall be entitled to a preferential tax rate of 15% till the expiry of the HNTE status for the respective PRC subsidiaries.

Pursuant to relevant laws and regulations in Singapore, one of the Group's subsidiaries is entitled to a concessionary tax rate under Development and Expansion Incentive program which is granted based on the fulfilment of carrying out qualifying business activities. This incentive program is effective from 1 January 2019 for 10-year period.

Pursuant to the relevant laws and regulation in Vietnam, one of the Group's subsidiaries is entitled to concessionary tax rate which is granted based on the fulfilment of carrying qualifying business activities. This tax holiday for the Vietnamese subsidiary will expire in 2027.

Taxation in other jurisdictions is calculated at the rates prevailing in the respective jurisdictions.

Notes to the Consolidated Financial Statements

For the year ended 31 December 2022

10. TAXATION (continued)

The charge for the year can be reconciled to the profit before taxation as follows:

	2022 RMB'000	2021 RMB'000
Profit before taxation	860,679	1,412,876
Tax at the applicable income tax rate (Note a)	215,170	353,219
Tax effect of income not taxable for tax purpose	(76,212)	(47,241)
Tax effect of expenses not deductible for tax purpose	108,574	75,368
Tax effect of tax holiday and concession	(136,089)	(181,292)
Tax effect of tax losses not recognised	369,845	152,895
Tax effect on temporary differences for which no deferred income tax assets were recognised	1,690	23,107
Recognition of deductible temporary differences previously not recognised	(43,332)	(73,027)
Utilisation/recognition of tax losses previously not recognised	(17,087)	(67,330)
Effect of super deduction for research and development cost (Note b)	(129,090)	(98,417)
Effect of different tax rates of subsidiaries operating in other jurisdictions	(44,857)	(36,867)
(Over) under provision in prior years	(21,747)	25,552
PRC and overseas withholding tax	151	(4,174)
Others	4,480	(2,026)
Tax charge for the year	231,496	119,767

Notes:

- (a) The PRC EIT rate of 25% (2021: 25%) is the domestic tax rate in the jurisdiction where the operations of the Group are substantially based.
- (b) In March 2021, the Ministry of Finance and the State Administration of Taxation released No. 13 announcement of 2021 named "Announcement on Further Improving the Policy on Pre-tax Deduction of Research and Development Expenses", according to which certain PRC subsidiaries engaged in manufacturing industry are entitled to an additional 100% tax deduction on eligible research and development expenses incurred by them for both years ended 31 December 2021 and 2022.

Notes to the Consolidated Financial Statements

For the year ended 31 December 2022

11. DIVIDENDS

	2022 RMB'000	2021 RMB'000
Dividends recognised as distribution during the year:		
2021 final dividend of HK\$ nil (2020: HK\$0.20) per ordinary share	–	201,892
2022 interim dividend of HK\$ nil (2021: HK\$0.20) per ordinary share	–	201,360
	–	403,252

Subsequent to the end of the reporting period, a final dividend of HK\$0.12 (2021: Nil) per share has been proposed by the Directors and is subject to approval by the Shareholders in the forthcoming annual general meeting.

12. EARNINGS PER SHARE

The calculation of the basic earnings per share for the year ended 31 December 2022 is based on the profit for the year attributable to owners of the Company of RMB821,305,000 (2021: RMB1,316,279,000) and on the weighted average number of 1,198,193,000 (2021: 1,206,381,000) shares in issue after taken into account the effect of shares repurchased and the shares held by the trustee (as disclosed in note 35) during the year.

The calculation of diluted earnings per share for the year ended 31 December 2022 is based on the profit for the year attributable to the owners of the Company for diluted earnings per share of RMB790,648,000 (resulting from the profit for the year attributable to owners of Company of RMB821,305,000 for the purpose of calculating basic earnings per share and reduced by the adjustment to the share of loss of subsidiaries based on dilution of their loss per share arising from the effect of contingent settlement provision of RMB30,657,000), and the weighted average number of shares for diluted earnings per share of 1,201,305,000 shares (resulting from the weighted average number of 1,198,193,000 shares and added the effect of dilutive potential shares arising from the Scheme (as defined in note 35) of 3,112,000 shares). The computation of diluted earnings per share for the year ended 31 December 2022 did not consider the effect arising from the unvested restricted shares granted by a subsidiary as set out in note 35 as the exercise would result in an increase in earnings per share.

For the year ended 31 December 2021, the computation of diluted earnings per share did not assume the unvested restricted shares granted by a subsidiary and the contingent settlement provision as the Directors consider the effect was insignificant or antidilution.

Notes to the Consolidated Financial Statements

For the year ended 31 December 2022

13. PROPERTY, PLANT AND EQUIPMENT

	Freehold land RMB'000	Buildings RMB'000	Electronic equipment and furniture RMB'000	Leasehold improvements RMB'000	Motor vehicles RMB'000	Plant and machinery RMB'000	Construction in progress RMB'000	Total RMB'000
COST								
At 1 January 2021	43,147	2,792,512	2,035,666	1,982,436	70,744	19,265,916	3,228,917	29,419,338
Currency realignment	(4,424)	(17,982)	(5,621)	(1,171)	(288)	(39,204)	(12,622)	(81,312)
Additions	-	7,707	80,217	174,670	10,237	941,178	2,603,209	3,817,218
Acquired on acquisition of a subsidiary (note 34)	-	44,541	12,637	8,768	1,129	135,836	3,521	206,432
Disposals/write-off	-	(46)	(34,395)	(375)	(7,585)	(202,806)	(8,087)	(253,294)
Transfers	-	84,030	15,856	201,857	297	1,891,661	(2,193,701)	-
At 31 December 2021	38,723	2,910,762	2,104,360	2,366,185	74,534	21,992,581	3,621,237	33,108,382
Currency realignment	(914)	17,762	8,120	3,052	453	58,329	28,845	115,647
Additions	-	43,995	67,521	106,543	2,989	205,781	1,521,351	1,948,180
Acquired on acquisition of a subsidiary (note 34)	-	-	108	-	697	1,013	-	1,818
Transfer from right-of-use assets	-	-	-	-	-	66,857	-	66,857
Disposals/write-off	-	(3,305)	(36,165)	(1,859)	(7,001)	(315,164)	(2,101)	(365,595)
Transfers	-	242,696	26,857	429,038	-	1,210,393	(1,908,984)	-
At 31 December 2022	37,809	3,211,910	2,170,801	2,902,959	71,672	23,219,790	3,260,348	34,875,289
DEPRECIATION AND IMPAIRMENT								
At 1 January 2021	-	610,826	1,357,679	1,215,472	45,973	7,592,680	4,648	10,827,278
Currency realignment	-	(3,323)	(2,615)	(924)	(184)	(16,594)	-	(23,640)
Provided for the year	-	128,366	209,793	327,637	7,993	1,825,333	-	2,499,122
Eliminated on disposal/write-off	-	(41)	(30,980)	(155)	(6,563)	(144,086)	-	(181,825)
At 31 December 2021	-	735,828	1,533,877	1,542,030	47,219	9,257,333	4,648	13,120,935
Currency realignment	-	4,916	5,308	3,153	301	32,490	-	46,168
Provided for the year	-	141,035	178,836	348,633	7,209	2,014,635	-	2,690,348
Eliminated on disposal/write-off	-	(3,305)	(33,228)	(1,860)	(6,134)	(238,049)	(1,268)	(283,844)
At 31 December 2022	-	878,474	1,684,793	1,891,956	48,595	11,066,409	3,380	15,573,607
CARRYING VALUES								
At 31 December 2022	37,809	2,333,436	486,008	1,011,003	23,077	12,153,381	3,256,968	19,301,682
At 31 December 2021	38,723	2,174,934	570,483	824,155	27,315	12,735,248	3,616,589	19,987,447

The above items of property, plant and equipment, except for freehold land and construction in progress, after taking into account the residual values, are depreciated on a straight-line basis over the following number of years:

Buildings	20
Electronic equipment and furniture	5
Leasehold improvements	5 years or over the term of lease, whichever is shorter
Motor vehicles	5
Plant and machinery	10

Majority of the Group's buildings are situated in the PRC on land, as included in right-of-use assets, which is held under medium-term land use rights.

Notes to the Consolidated Financial Statements

For the year ended 31 December 2022

13. PROPERTY, PLANT AND EQUIPMENT (continued)

Impairment assessment

Due to the loss from the optics products segment in the current year, the management of the Group conducted impairment assessment on certain property, plant and equipment and right-of-use assets and intangible assets with finite useful lives with carrying amounts of RMB5,824,319,000, RMB383,727,000 and RMB103,487,000 respectively related to the optics products segment. The Group estimates the recoverable amounts of the cash-generating units of optics product segment to which the assets belongs when it is not possible to estimate the recoverable amount individually, including allocation of corporate assets when reasonable and consistent basis can be established.

The recoverable amount of cash-generated unit has been determined based on a value in use calculation. That calculation uses cash flow projections based on financial budgets approved by the management of the respective subsidiary covering the following 5 years with a pre-tax discount rate is 11.7% as at 31 December 2022. The cash flows beyond 5-year period are extrapolated using 3% growth rate for the relevant industry. Another key assumption for the value in use calculated is the budgeted gross margin, which is determined based on the cash-generating units' past performance and management expectations for the market development.

Based on the result of the assessment, management of the Group determined that the carrying amount of the relevant assets does not exceed the recoverable amount based on the value in use and no impairment loss has been recognised for the year ended 31 December 2022 (2021: Nil).

14. RIGHT-OF-USE ASSETS

	Leasehold land RMB'000	Buildings RMB'000	Machineries RMB'000	Total RMB'000
As at 31 December 2022				
Carrying amount	1,337,031	622,086	–	1,959,117
As at 31 December 2021				
Carrying amount	1,380,374	580,577	72,722	2,033,673
For the year ended 31 December 2022				
Depreciation charge	41,239	165,792	5,865	212,896
Capitalised in construction in progress	(25,128)	(3,732)	–	(28,860)
	16,111	162,060	5,865	184,036
For the year ended 31 December 2021				
Depreciation charge	40,045	149,412	8,192	197,649
Capitalised in construction in progress	(30,489)	(9,953)	–	(40,442)
	9,556	139,459	8,192	157,207

Notes to the Consolidated Financial Statements

For the year ended 31 December 2022

14. RIGHT-OF-USE ASSETS (continued)

	2022 RMB'000	2021 RMB'000
Expense relating to short-term leases	40,588	32,263
Expense relating to leases of low-value assets, excluding short-term leases of low value assets	705	741
Total cash outflow for leases	198,318	508,414
Acquisition of a subsidiary	56	25,792
Additions to right-of-use assets	219,148	394,032

For both years, the Group leases various leasehold land, buildings and machineries for its operations. Lease contracts are entered into for fixed term of 1 year to 50 years. Lease terms are negotiated on an individual basis and contain a wide range of different terms and conditions. In determining the lease term and assessing the length of the non-cancellable period, the Group applies the definition of a contract and determines the period for which the contract is enforceable.

In addition, the Group owns several industrial buildings where its manufacturing facilities are primarily located and office buildings. The Group is the registered owner of these property interests, including the underlying leasehold lands. Lump sum payments were made upfront to acquire these property interests. The leasehold land components of these owned properties are presented separately only if the payments made can be allocated reliably.

As at 31 December 2022, the Group has obtained the land use right certificates for all leasehold lands. As at December 2021, the Group has obtained the land use right certificates for all leasehold lands except for leasehold lands with a carrying amount of RMB730,150,000 in which the Group was in the process of obtaining. The land was acquired in 2020 in which the balance payment of the acquisition amounting to RMB373,000,000 was paid in 2021 and the Group has obtained the land use right certificate in 2022.

The Group regularly entered into short-term leases for certain building premises and machineries, etc. As at 31 December 2022 and 2021, the portfolio of short-term leases is similar to the portfolio of short-term leases to which the short-term lease expense is disclosed above.

During the year, the Group entered into new lease agreements for the use of leasehold land, buildings and machineries from 2 years to 50 years (2021:13 months to 50 years). On the lease commencement, the Group recognised right-of-use asset of RMB209,469,000 and lease liabilities of RMB208,901,000 (2021: right-of-use assets of RMB371,263,000 and lease liabilities of RMB370,755,000). Except for the payment made on the acquisition of leasehold land of RMB9,679,000 (2021: RMB395,767,000), the recognition of the remaining newly added right-of-use assets constitutes non-cash transactions.

During the year ended 31 December 2022, the Group returned the leasehold land with the carrying amount of RMB20,926,000 to the government at a consideration of RMB23,762,000, and a gain on derecognition of right-of-use assets of RMB2,836,000 is recognised in profit or loss (2021: Nil). In addition, during the year ended 31 December 2022, the Group early terminated certain leases which constitutes lease modification. As a result, the Group has derecognised right-of-use assets of RMB8,815,000 (2021: RMB75,709,000) and lease liabilities of RMB9,244,000 (2021: RMB77,498,000), and a gain of lease termination of RMB429,000 (2021: RMB1,789,000) is recognised in profit or loss.

Notes to the Consolidated Financial Statements

For the year ended 31 December 2022

14. RIGHT-OF-USE ASSETS (continued)

During the year ended 31 December 2022, the Group has obtained the ownership of the leased machineries and the carrying amount of RMB66,857,000 is transferred to property, plant and equipment (2021: Nil).

Restrictions or covenants on leases

As at 31 December 2022, lease liabilities of RMB744,017,000 are recognised with related right-of-use assets of RMB622,086,000 (2021: lease liabilities of RMB694,470,000 are recognised with related right-of-use assets of RMB653,299,000). The lease agreements do not impose any covenants other than the security interests in the leased assets that are held by the lessor. Leased assets may not be used as security for borrowing purposes.

15. GOODWILL

The goodwill acquired in business combination was allocated to each individual subsidiary which management considers represent separate CGUs. At the end of the reporting period, the carrying amount of goodwill had arisen from the acquisition of the following subsidiaries:

	Kaleido Technology APS RMB'000	WiSpry, Inc. RMB'000	深圳市 軒盈通電子 有限公司 (Shenzhen Xuanyingtong electronics Co., Ltd.)* RMB'000	泰瑞美(昆山) 精密科技 有限公司 (TRM Precision (Kunshan) Co. Ltd.)** RMB'000	泰瑞美精密 制造(蘇州) 有限公司 (TRM Precision Manufactory (Suzhou) Ltd.)*** RMB'000	Total RMB'000
COST AND CARRYING VALUES						
At 1 January 2021	8,705	77,414	78,231	-	-	164,350
Arising on acquisition of a subsidiary (note 34)	-	-	-	55,996	-	55,996
At 31 December 2021	8,705	77,414	78,231	55,996	-	220,346
Arising on acquisition of a subsidiary (note 34)	-	-	-	-	55,019	55,019
At 31 December 2022	8,705	77,414	78,231	55,996	55,019	275,365

* The English translation is for identification purpose only.

** The name had been changed from Toyo Precision Appliance (Kunshan) Co. Ltd. ("Toyo Precision") on 3 August 2022.

*** The name had been changed from Suzhou Speed Communication Technology Limited ("Suzhou Speed") on 11 May 2022.

During the year ended 31 December 2022, the Directors of the Company determines that there is no impairment of the CGUs containing goodwill.

Notes to the Consolidated Financial Statements

For the year ended 31 December 2022

15. GOODWILL (continued)

The basis of the recoverable amounts of the CGUs and its major underlying assumptions are summarised below:

The recoverable amount of each of the CGUs is determined on the basis of value in use calculation. The recoverable amount is based on certain key assumptions. These calculations use cash flow projections based on latest financial budgets approved by management covering a five-year period, using an applicable pre-tax discount rate ranging from 11.56% to 22.20% (2021: 11.56% to 21.50%). The cash flows beyond the five-year period are extrapolated using a steady growth rate of 3% (2021: 3%). Other key assumptions for the value in use calculations relate to the estimation of cash inflows/outflows which include budgeted sales and gross margin, such estimation is based on the CGU's past performance and management's expectations for the market development. Except for WiSpry, Inc., management believes that any reasonably possible change in any of these assumptions would not result in significant impairment loss. Furthermore, the estimated cash flows and discount rate are subject to higher degree of estimation uncertainties in both years due to uncertainty on the volatility in financial markets, including potential disruptions of the Group's operations.

The recoverable amount of WiSpry Inc. exceeds its carrying amount. If the budgeted sales growth rate decreased by 12% (2021: 10%), while other parameters remain constant, the recoverable amount would equal its carrying amount.

16. INVESTMENT PROPERTIES

	RMB'000
CARRYING VALUES	
At 1 January 2021	12,466
Depreciation during the year	(1,194)
At 31 December 2021	11,272
Depreciation during the year	(1,194)
At 31 December 2022	10,078

17. INTEREST IN AN ASSOCIATE

	2022 RMB'000	2021 RMB'000
Cost of investment in an associate	5,389	5,389
Share of post-acquisition loss and other comprehensive expenses	(2,096)	(926)
Exchange adjustments	6	1
	3,299	4,464

Notes to the Consolidated Financial Statements

For the year ended 31 December 2022

17. INTEREST IN AN ASSOCIATE (continued)

Details of the Group's associate at the end of the reporting period are as follows:

Name of entity	Country of incorporation/ registration	Principal place of business	Proportion of ownership interest held by the Group		Proportion of voting rights held by the Group		Principal activity
			2022	2021	2022	2021	
A. H. Motorlab ("A.H. Motor")	Japan	Japan	49.998%	49.998%	49.998%	49.998%	Design and development, prototyping and evaluation of various motors and inverters

The Group holds 49.998% of the issued share capital of A.H. Motor. By considering that the Group has no sufficiently dominant voting rights to direct relevant activities unilaterally, the Directors of the Company consider that the Group only has significant influence over A.H. Motor only and therefore it is classified as an associate of the Group.

18. EQUITY INSTRUMENTS AT FVTOCI

	2022 RMB'000	2021 RMB'000
Unlisted shares	424,798	800,553
Listed shares	42,259	47,400
	467,057	847,953

These investments are not held for trading, instead, they are held for long-term strategic purposes. The Directors of the Company have elected to designate these investments in equity instruments at FVTOCI as they believe that recognising short-term fluctuations in these investments' fair value in profit or loss would not be consistent with the Group's strategy of holding these investments for long-term purposes and realising their performance potential in the long run.

Unlisted shares

The unlisted equity investments represent the Group's equity interest in private entities. The equity instruments comprise of equity interests in companies which engaged in (i) producing semiconductor components in integrated circuits and development of intellectual properties, (ii) research, development and manufacturing of sensor and semiconductor business, (iii) producing high technology products, (iv) solid state Light Detection And Ranging ("LiDAR") sensor for automotive series use, and (v) research, development, manufacturing and marketing of electronic equipment in the field of high-end audio.

During the year ended 31 December 2022, the Group acquired certain equity interests in several private entities engaged in (i) producing of semiconductor components in integrated circuits at the aggregate consideration of RMB38,500,000 and (ii) research, development, manufacturing and marketing of electronic equipment in the field of high-end audio at a consideration of Euro15,000,000 (equivalent to RMB103,452,000).

During the year ended 31 December 2021, the Group acquired certain equity interests in private entities, mainly comprising the investment in a Germany based company which engaged in solid state LiDAR sensor for automotive series use at a consideration of Euro59,992,000 (equivalent to RMB473,821,000).

Notes to the Consolidated Financial Statements

For the year ended 31 December 2022

18. EQUITY INSTRUMENTS AT FVTOCI (continued)

Listed shares

The amount represents the Group's investment in a company listed in Japan. As at 31 December 2022, the fair value of the investment determined by reference to the quoted market bid prices available was RMB42,259,000 (2021: RMB47,400,000).

19. FINANCIAL ASSET AT FVTPL

	2022 RMB'000	2021 RMB'000
Convertible loans	39,012	–
Unlisted shares	147,291	50,349
	186,303	50,349

The financial assets at FVTPL represent the Group's investment in (i) a private equity fund primarily investing in industry-leading technology companies, mainly in Germany, German speaking countries and regions, the Nordic countries and the Greater China, as well as other technologically-advanced regions with strong growth potential ("Fund A"), (ii) a private equity fund primarily investing in private entities in sensor and semiconductor business ("Fund B"), (iii) a preferred shares investment in a private entity in sensor and semiconductor business, and (iv) a private entity in augmented reality displays manufacturing business.

During the year ended 31 December 2022, the Group (i) made contribution of United States dollars ("US\$")12,454,000 (equivalent to approximately RMB85,980,000) to Fund A, including the addition of US\$419,000 (equivalent to approximately RMB2,674,000) that was called upon by the fund before the year ended 31 December 2021, (ii) subscribed a convertible loan amounted to Euro5,000,000 (equivalent to approximately RMB37,594,000) issued by a private entity in Finland, and (iii) entered into a subscription agreement with Fund B pursuant to which the Group agreed to make a capital commitment of GBP5,000,000 to Fund B and the Group made payment of GBP938,000 (equivalent to approximately RMB7,916,000). As the convertible loan contains derivative feature for the holder to convert the outstanding amount into equity interest of the issuer, it is accounted for as financial assets at FVTPL.

During the year ended 31 December 2021, the Group entered into a subscription agreement with Fund A pursuant to which the Group agreed to make a capital commitment of US\$60,000,000 to Fund A and the Group made payment of US\$2,478,000 (equivalent to approximately RMB16,020,000) and an addition of US\$419,000 (equivalent to approximately RMB2,674,000) was called upon by the fund before the year ended 31 December 2021 and included in other payables. In addition, the Group made a preferred shares investment of US\$5,000,000 (equivalent to approximately RMB31,879,000) in a private entity which engaged in sensor and semiconductor business.

The above investments are classified as financial assets at FVTPL and presented under non-current assets as they are not held for trading, instead, they are held for long-term strategic purpose. As at 31 December 2022, no significant change in fair value of the financial assets at FVTPL was recognised (2021: Nil).

Notes to the Consolidated Financial Statements

For the year ended 31 December 2022

20. INTANGIBLE ASSETS

	Patents RMB'000	Development expenditure RMB'000	Customer base RMB'000	Total RMB'000
COST				
At 1 January 2021	381,057	159,716	113,800	654,573
Currency realignment	(7,050)	(2,971)	–	(10,021)
Addition	–	61,835	–	61,835
At 31 December 2021	374,007	218,580	113,800	706,387
Currency realignment	19,872	11,724	–	31,596
Addition	116,680	156,474	–	273,154
At 31 December 2022	510,559	386,778	113,800	1,011,137
AMORTISATION AND IMPAIRMENT				
At 1 January 2021	167,695	83,646	29,872	281,213
Currency realignment	(1,900)	(1,322)	–	(3,222)
Provided for the year	25,110	8,148	11,380	44,638
At 31 December 2021	190,905	90,472	41,252	322,629
Currency realignment	7,279	5,854	–	13,133
Provided for the year	26,366	73,675	11,380	111,421
At 31 December 2022	224,550	170,001	52,632	447,183
CARRYING VALUE				
At 31 December 2022	286,009	216,777	61,168	563,954
At 31 December 2021	183,102	128,108	72,548	383,758

Patents represent the Group's patents on designs of small and sophisticated module structures and patent for production of optics and acoustic products. The payment of the patent acquired in 2022 is deferred and recorded as other payables, with details set out in note 26. Development expenditure represents the Group's development cost in acoustics technology, sensor and semiconductor technology and wafer-level glass moulding technology which are used to enhance the Group's current products. Customer base represents Group's customer relationship acquired by the Group as part of a business combination in 2018.

The above intangible assets have finite useful lives. Such intangible assets are amortised on a straight-line basis over the following periods:

Patents	3-20 years
Development expenditure	2-10 years
Customer base	10 years

Notes to the Consolidated Financial Statements

For the year ended 31 December 2022

21. DERIVATIVE FINANCIAL INSTRUMENTS

	Current		Non-current	
	2022	2021	2022	2021
	RMB'000	RMB'000	RMB'000	RMB'000
Derivatives financial liabilities				
Interest rate swap contracts	–	5,014	–	–
Cross currency swap contract	8,326	8,575	7,706	17,003
	8,326	13,589	7,706	17,003

The Group entered into the interest rate swap contracts with commercial banks to minimise its exposure to cash flow changes of its floating-rate US\$ denominated bank loans by swapping floating interest rates to fixed interest rates. The terms of this contract were negotiated to match with those of the hedged bank loans with the same notional amount as the principal amount of bank loans, and the management considers that the interest rate swap contracts are highly effective hedging instruments and have designated them as cash flow hedging instruments for hedge accounting purposes. During the year ended 31 December 2021, the Group repaid the floating-rate US-denominated bank loans. As a result, the hedge accounting was discontinued and the accumulated hedging reserve of RMB23,661,000 was released to profit or loss. During the year ended 31 December 2022, gain on fair value change of interest rate swap contracts of RMB5,308,000 was recognised in “other income, gains and losses, and other expenses” line item in profit or loss.

The Group entered into a cross currency swap contract with total notional amount of US\$50,000,000 (2021: US\$50,000,000) with a commercial bank to minimise the exposure to fluctuations in foreign currency exchange rates of US\$ denominated unsecured notes, with details set out in note 29. The critical terms of the cross currency swap contract and the corresponding US\$ denominated unsecured notes were closely aligned and the management considers that the cross currency swap contract is highly effective hedging instrument and qualified as cash flow hedge. Fair value change on this hedging instrument in cash flow hedge of loss of RMB17,619,000 for the year ended 31 December 2022 (2021: loss of RMB3,067,000) has been recognised in other comprehensive income and accumulated in the hedging reserve. Gain of RMB21,324,000 (2021: loss of RMB14,211,000) on cash flow hedge was reclassified to profit or loss and included in “other income, gains and losses, and other expenses”.

The major terms of the outstanding derivative contracts under cash-flow hedges at the end of reporting period are as follows:

Notional amount	Range of maturity	Forward contract rate	Interest rate		Exchange frequency	
			Receive	Pay	Receive	Pay
At 31 December 2022						
Cross currency swap contract						
US\$50,000,000	27 November 2024	US\$1 to RMB6.7345	3.00%	5.38%	Semi-annually	Semi-annually
At 31 December 2021						
Cross currency swap contract						
US\$50,000,000	27 November 2024	US\$1 to RMB6.7345	3.00%	5.38%	Semi-annually	Semi-annually

The above derivatives are measured at fair value. The classification of the measurement of the above derivatives at 31 December 2022 and 2021 is Level 2 under the fair value hierarchy (details set out in note 39).

Notes to the Consolidated Financial Statements

For the year ended 31 December 2022

21. DERIVATIVE FINANCIAL INSTRUMENTS (continued)

Financial assets and financial liabilities subject to offsetting, enforceable master netting arrangements and similar agreements

The Group has entered interest rate swaps contracts and cross currency swap contract that are covered by the International Swaps and Derivatives Association Master Agreements ("ISDA Agreements") signed with various banks. These derivative instruments are not offset in the consolidated statement of financial position as the ISDA Agreements are in place with a right to set off only in the event of default, insolvency or bankruptcy so that the Group currently has no legally enforceable right to set off the recognised amounts. No further disclosure is provided as the amounts involved in master netting arrangements are not significant.

22. INVENTORIES

	2022 RMB'000	2021 RMB'000
Raw materials	828,740	1,199,255
Work in progress	1,145,784	1,270,329
Finished goods	2,426,894	3,225,661
	4,401,418	5,695,245

The Group has written off allowance for inventories of RMB149,266,000 (2021: RMB100,471,000) in the current year.

During the year, net allowance for inventories of approximately RMB273,910,000 (2021: RMB102,791,000) has been recognised on the Relevant Inventories that are subject to key estimation uncertainty as detailed in note 4, and included in cost of goods sold.

23. TRADE AND OTHER RECEIVABLES

	2022 RMB'000	2021 RMB'000
Trade receivables	4,089,490	4,062,457
Bank acceptance and commercial bills	189,168	434,863
	4,278,658	4,497,320
Prepayments	314,409	373,853
Value-added tax recoverable	666,099	836,684
Other receivables	263,471	292,900
Loan and interest receivables*	8,523	11,970
	5,531,160	6,012,727

* Loans of RMB8,359,000 (2021: RMB11,609,000) made to certain suppliers of the Group, which are unsecured, and carry interest rates at 1% to 4.35% (2021: 4.35%) per annum. The amounts are repayable in 1 year.

As at 1 January 2021, trade receivables from contracts with customers amounted to RMB3,519,570,000.

Notes to the Consolidated Financial Statements

For the year ended 31 December 2022

23. TRADE AND OTHER RECEIVABLES (continued)

The following is an analysis of trade receivables and bank acceptance and commercial bills net of allowance for credit losses presented based on the invoice dates or notes issued dates at the end of the reporting period, which approximate the respective revenue recognition dates.

	2022 RMB'000	2021 RMB'000
Age		
0 – 90 days	4,098,361	4,133,170
91 – 180 days	169,795	293,704
Over 180 days	10,502	70,446
	4,278,658	4,497,320

Payment terms with customers are mainly on credit. Invoices are normally payable within 30 days to 120 days of issuance. The Group accepts bank acceptance and commercial bills with maturities ranging from 30 to 180 days at the end of the credit terms in lieu of immediate cash payment.

As at 31 December 2022, included in the Group's trade receivables balance are debtors with aggregate carrying amount of RMB191,749,000 (2021: RMB170,160,000) which are past due as at the reporting date. Included in the past due balances, RMB11,126,000 has been past due 90 days or more (2021: RMB34,062,000).

Details of impairment assessment of trade and other receivables for the year ended 31 December 2022 and 2021 are set out in note 38.

The Group's trade receivables and bank acceptance and commercial bills which are denominated in currencies other than the functional currencies of the relevant group entities are set out below:

	2022 RMB'000	2021 RMB'000
US\$	195,325	154,662

Notes to the Consolidated Financial Statements

For the year ended 31 December 2022

24. AMOUNTS DUE FROM (TO) RELATED COMPANIES

Amounts due from related companies

Details of the amounts due from related companies, in which close family members of Ms. Wu and Mr. Pan have controlling interests, are as follows:

Name of related companies	2022 RMB'000	2021 RMB'000
四川茵地樂科技有限公司 (Sichuan Yindile Technology Co., Ltd.)*	5,051	2,655
四川茵地樂材料科技集團有限公司 (Sichuan Yindile Materials & Technology Group Co., Ltd.)*	720	764
四川茵地樂材料科技集團常州有限公司 (Sichuan Yindile Materials & Technology Group Changzhou Co., Ltd.)*	–	11
常州遠宇精密模具製造有限公司 (Changzhou Yuanyu Precise Model Manufacturing Co., Ltd.)*	52	52
深圳市之光實業發展有限公司 (Shenzhen Zhiguang Industrial Development Co., Ltd.)*	1,842	2,119
常州市友晟電子有限公司 (Changzhou Yousheng Electronics Co., Ltd.)*	14	–
瑞知(深圳)科技有限責任公司 (Ruizhi (Shenzhen) Technology Co., Ltd.)*	580	–
	8,259	5,601

* The English translation is for identification purpose only.

Amounts were trade-related, unsecured, interest-free and are repayable on demand. The average credit period for trade-related transaction is normally within 30 days to 90 days.

Notes to the Consolidated Financial Statements

For the year ended 31 December 2022

24. AMOUNTS DUE FROM (TO) RELATED COMPANIES (continued)

Amounts due to related companies

Details of amounts due to related companies, in which close family members of Ms. Wu and Mr. Pan have controlling interests, are as follows:

Name of related companies	2022 RMB'000	2021 RMB'000
常州市凌迪電子科技有限公司 (Changzhou Lingdi Electronic Technology Co., Ltd.)*	16,164	23,358
常州市武進湖塘何家紅光沖件廠 (Wujin Hutang Hejia Hongguang Stamping Factory)*	19	40
常州市友晟電子有限公司 (Changzhou Yousheng Electronics Co., Ltd.)*	5,486	9,539
紅光越南塑業有限公司 (Hongguang Viet Nam Plastic Co., Ltd.)*	1,365	640
常州市來方圓電子有限公司 (Changzhou LFY Electronics Co., Ltd.)*	148	–
	23,182	33,577

* The English translation is for identification purpose only.

Amounts were trade-related, unsecured, interest-free and are repayable on demand. The average credit period for trade-related transaction is normally within 30 days to 90 days.

25. CASH AND CASH EQUIVALENTS, SHORT TERM FIXED DEPOSITS AND PLEDGED BANK DEPOSITS

Cash and cash equivalents include demand deposits and short term deposits for the purpose of meeting the Group's short term cash commitments, which carry interest at market rates range from 0.00% to 4.70% (2021: 0.00% to 2.10%).

Pledged bank deposits without interest (2021 fixed interest rate: 1.55% to 1.75%) represent deposits pledged to banks to secure banking facilities granted to the Group. Deposits amounting to RMB200,000 (2021: RMB2,219,000) have been pledged to secure credit facilities and are therefore classified as current assets.

Short term fixed deposits carry interest range from 4.83% to 5.18% per annum. Short term fixed deposits have original maturity over three months but less than one year and therefore classified as current assets.

Notes to the Consolidated Financial Statements

For the year ended 31 December 2022

25. CASH AND CASH EQUIVALENTS, SHORT TERM FIXED DEPOSITS AND PLEDGED BANK DEPOSITS (continued)

The Group's cash and cash equivalents, short term fixed deposits and pledged bank deposits which are denominated in currencies other than the functional currencies of the relevant group entities are set out below:

	2022 RMB'000	2021 RMB'000
US\$	1,655,504	1,854,660
HK\$	166,355	64,344
Japanese Yen	5,681	22,370
Euro	31,789	81,594
Other currencies	15,097	20,411

Details of impairment assessment of bank balances, short term fixed deposits and pledged bank deposits are set out in note 38.

26. TRADE AND OTHER PAYABLES AND CONTRACT LIABILITIES

Trade and other payables

	2022 RMB'000	2021 RMB'000
Trade payables	2,131,255	2,626,140
Notes payables – guaranteed	1,111,657	1,637,537
	3,242,912	4,263,677
Payroll and welfare payables	444,049	476,776
Payables for acquisition of property, plant and equipment	673,133	599,105
Other payables and accruals	613,509	545,434
Payable for acquisition of a subsidiary	–	169,605
Payables related to Restricted Shares (as defined in note 35) granted to employees	87,116	92,923
	5,060,719	6,147,520
Less: Other payables for settlement after 12 months shown under non-current liabilities	(101,976)	–
	4,958,743	6,147,520

Other payables are unsecured, interest-free and have no fixed repayment terms.

Notes to the Consolidated Financial Statements

For the year ended 31 December 2022

26. TRADE AND OTHER PAYABLES AND CONTRACT LIABILITIES (continued)

Trade and other payables (continued)

An aged analysis of trade and notes payables, presented based on the invoice date or the note issued date, is as follows:

	2022 RMB'000	2021 RMB'000
Age		
0 – 90 days	2,576,830	3,300,438
91 – 180 days	654,872	949,924
Over 180 days	11,210	13,315
	<u>3,242,912</u>	<u>4,263,677</u>

The Group's trade and notes payables which are denominated in currencies other than the functional currencies of the relevant group entities are set out below:

	2022 RMB'000	2021 RMB'000
US\$	645,563	686,669
Japanese Yen	3,037	15,210
Euro	19,938	21,546

Contract liabilities

	2022 RMB'000	2021 RMB'000
Contract liabilities on sales of miniaturised components	30,435	22,324

As at 1 January 2021, contract liabilities amounted to RMB14,734,000. The contract liabilities at the beginning of the year are recognised as revenue during the year.

When the Group receives a deposit before the production activity commences, this will give rise to contract liabilities at the start of a contract, until the revenue recognised on the relevant contract exceeds the amount of the deposit. For a small number of the Group's customers, the Group receives a deposit ranging from 30% to 100% on acceptance of manufacturing orders.

Notes to the Consolidated Financial Statements

For the year ended 31 December 2022

27. LEASE LIABILITIES

	2022 RMB'000	2021 RMB'000
Lease liabilities payable:		
Within one year	292,087	242,035
Within a period of more than one year but not more than two years	123,251	149,531
Within a period of more than two years but not more than five years	191,280	143,555
Within a period of more than five years	170,564	159,349
	777,182	694,470
Less: Amount due for settlement with 12 months shown under current liabilities	(292,087)	(242,035)
Amount due for settlement after 12 months shown under non-current liabilities	485,095	452,435

The lease agreements did not contain any contingent rent for lessee.

No extension options are included in all lease agreements entered by the Group. The weighted average incremental borrowing rates applied to lease liabilities is 4.26% (2021: 4.56%). These lease liabilities were measured at the present value of the lease payments that are not yet paid.

Lease obligations that are denominated in currencies other than the functional currencies of the relevant group entities are set out below:

	EURO RMB'000	Singapore Dollar ("SGD") RMB'000	US\$ RMB'000
As at 31 December 2022	98,922	22	-
As at 31 December 2021	101,279	252	1,003

Notes to the Consolidated Financial Statements

For the year ended 31 December 2022

28. BANK LOANS

	2022 RMB'000	2021 RMB'000
Bank loans	3,559,803	3,232,389
Less: Amount due within one year included in current liabilities	<u>(1,832,603)</u>	<u>(2,902,389)</u>
Amount due after one year	<u>1,727,200</u>	<u>330,000</u>
The carrying amounts of the above bank loans are repayable*:		
Within one year	1,832,603	2,902,389
Within a period of more than one year but not exceeding two years	<u>1,727,200</u>	<u>330,000</u>
	<u>3,559,803</u>	<u>3,232,389</u>

* The amounts are based on scheduled repayment dates set out in the loan agreements.

The Group's bank loans denominated in currencies other than the functional currencies of the respective entities are set out below:

	2022 RMB'000	2021 RMB'000
US\$	–	277,515
RMB	<u>54,000</u>	<u>–</u>

The exposure of the Group's borrowings are as follows:

	2022 RMB'000	2021 RMB'000
Fixed-rate borrowings	2,969,523	2,052,884
Variable-rate borrowings	<u>590,280</u>	<u>1,179,505</u>
	<u>3,559,803</u>	<u>3,232,389</u>

As at 31 December 2022, the Group's variable loans carry interest at mainly LIBOR and other relevant interbank offered rates plus a certain basis point adjustment (2021: LIBOR, HIBOR and other relevant interbank offered rates plus a certain basis point adjustment). The management considers that the interest rate benchmark reform will not have a material impact on the Group's variable loans carry interest at LIBOR as these loans will be fully repaid before the cessation of LIBOR variable-rate borrowings.

The variable rate bank loans carry interest rate ranging from 2.55% to 4.90% per annum (31 December 2021: 0.70% to 1.00% per annum). The fixed rate bank loans carry interest rate ranging from 1.75% to 3.80% per annum (31 December 2021: 0.90% to 4.30% per annum). The Company issued guarantees to respective banks to secure these borrowings.

During the year ended 31 December 2021, certain non-current bank loans of RMB1,034,369,000 were early repaid due to strategic plan (2022: Nil).

Notes to the Consolidated Financial Statements

For the year ended 31 December 2022

29. UNSECURED NOTES

Unsecured notes issued in 2019

In 2019, the Group issued unsecured notes of US\$388,000,000 due on 27 November 2024 at a fixed coupon rate of 3.000% per annum ("2024 Notes"), payable semi-annually in arrears. The unsecured note is listed on the Hong Kong Stock Exchange. The effective interest rate of the 2024 Notes is 3.15% per annum.

As at 31 December 2022, the principal amounts of the outstanding unsecured notes include 2024 Notes of US\$276,818,000 (2021: US\$388,000,000) with the carrying amount is RMB1,921,798,000 (2021: RMB2,462,010,000).

Unsecured notes issued in 2021

In 2021, the Group issued unsecured notes of US\$300,000,000 due on 2 June 2026 at a fixed coupon rate of 2.625% per annum ("2026 Notes") and US\$350,000,000 due on 2 June 2031 at fixed coupon rate of 3.750% per annum ("2031 Notes"). The unsecured notes are listed on the Hong Kong Stock Exchange. The effective interest rates of the 2026 Notes and 2031 Notes are 2.7023% and 3.8656% per annum respectively.

As at 31 December 2022, the principal amounts of the outstanding unsecured notes include 2026 Notes of US\$252,604,000 (2021: US\$300,000,000) with the carrying amount is RMB1,753,985,000 (2021: RMB1,905,365,000) and 2031 Notes of US\$350,000,000 (2021: US\$350,000,000) with the carrying amount is RMB2,412,062,000 (2021: RMB2,205,807,000).

During the year ended 31 December 2022, the Group completed the tender offer to repurchase the 2024 Notes with the principal amount of US\$111,182,000 at a consideration of US\$97,840,000 and carrying amount is RMB786,538,000 and 2026 Notes with the principal amount of US\$47,396,000 at a consideration of US\$35,926,000 and carrying amount is RMB335,416,000 and the notes are cancelled accordingly upon the repurchase. As a result of the derecognition of the unsecured notes repurchased, a gain on derecognition of the financial liabilities of RMB168,793,000 was recognised in the profit or loss. The tender offer of its outstanding 2024 Notes and 2026 Notes is for the purpose of optimising its debt structure and proactive management of its liabilities. Further details of the tender offer to repurchase the unsecured notes were set out in the Company's announcements dated 28 September 2022.

30. CAPITAL CONTRIBUTIONS FROM NON-CONTROLLING INTERESTS OF A SUBSIDIARY AND CONTINGENT SETTLEMENT PROVISION

As announced on 22 July 2020, AAC Optics (Changzhou) Co., Ltd. ("AAC Optics", formerly known as AAC Communications Technologies (Changzhou) Co., Ltd.), a company incorporated in the PRC, and its immediate holding companies, AAC Technologies Limited ("AAC HK") and AAC Technology Information Consultancy (Changzhou) Co., Ltd. ("AAC Consultancy") entered into capital increase agreements successively with four independent strategic investors ("First Round Strategic Investors"), who have agreed to make a capital increase of RMB1,150,000,000 in aggregate to AAC Optics. As a result of the introduction of this First Round Strategic Investors, the Group's interest in AAC Optics Group was diluted from 100% to 90.42%. The proportional share of the carrying amount of the net assets of AAC Optic Group of RMB658,654,000 has been transferred to non-controlling interests.

On 9 October 2020, it was further announced that AAC Optics, AAC HK, AAC Consultancy and the First Round Strategic Investors entered into a shareholders agreement with 18 new independent strategic investors ("Second Round Strategic Investors") for Second Round Strategic Investors to subscribe newly issued shares of AAC Optics to make a capital increase of RMB1,658,000,000 in AAC Optics ("2020 Shareholders Agreement"). As a result of the completed introduction of this Second Round Strategic Investors, the Group's interest in AAC Optics Group was further diluted to 82.02%.

Notes to the Consolidated Financial Statements

For the year ended 31 December 2022

30. CAPITAL CONTRIBUTIONS FROM NON-CONTROLLING INTERESTS OF A SUBSIDIARY AND CONTINGENT SETTLEMENT PROVISION (continued)

In accordance with the shareholders agreement described in the announcement on 9 October 2020, on occurrence or non-occurrence of future events including the separate listing condition, the Second Round Strategic Investors are entitled to require the Group for capital repayment plus a premium. A contingent settlement provision has been recognised against equity as the Group has a contractual obligation to deliver cash and presented under non-current liabilities as the conditions set to have a three-year period.

According to the Company's announcement dated 1 February 2021 on the update on the progress of the proposed spin-off and separate listing of AAC Optics on a stock exchange in the PRC, the sponsor of the proposed spin-off and separate listing of AAC Optics submitted an application to the Jiangsu Province Regulatory Bureau of the China Securities Regulatory Commission ("CSRC") for the commencement of the pre-listing tutoring process on 1 February 2021. Subsequently, the Jiangsu Province Regulatory Bureau of the CSRC had also acknowledged receipt of such application through its tutoring regulatory information system.

Given that AAC Optics is in preparation for the proposed spin-off and separate listing, in order to comply with the regulatory requirements and market practices for listing in the PRC, as already announced on 31 October 2021, the shareholders of AAC Optics have entered into a termination agreement to terminate the 2020 Shareholders Agreement ("Termination Agreement") and a supplemental agreement to the Termination Agreement, pursuant to which certain rights were granted to the First Round Strategic Investors and Second Round Strategic Investors ("Existing Strategic Investors"), to the effect that certain shareholder rights originally granted to the Existing Strategic Investors under the 2020 Shareholders Agreement are amended. Since the right granted to the Second Round Strategic Investors to require the Group for capital repayment plus a premium under the occurrence or non-occurrence of future events remain unchanged, the Company continues to recognise the contractual obligation as a contingent settlement provision as at 31 December 2021.

According to the share transfer agreement dated 10 May 2022, AAC HK agreed to purchase 48,289,693 shares of AAC Optics, which represents approximately 0.7133% of the total number of shares issued by AAC Optics from an independent strategic investor (the "Seller") at a consideration of RMB130,000,000 which is equal to the principal amount of the capital from the Seller in 2020. The gross obligation of RMB130,000,000 is derecognised against the equity upon the return of the capital contribution from that strategic investor. This transaction resulted in changes in the Group's interest in AAC Optics from 80.38% to 81.10%. In addition, the Seller has also entered into share transfer agreements with other strategic investors to transfer in aggregate 0.8232% interest in AAC Optics. As a result of these transactions, the contingent settlement provisions amounted to RMB147,789,000, which represents the consideration paid by AAC HK and the forfeiture of interests that the Seller is originally entitled to, are derecognised. The difference between the amounts of the contingent settlement provisions derecognised and the consideration paid amounting to RMB17,789,000 is credited directly in equity and attributed to owners of the Company.

According to the Company's announcement dated 16 December 2022, the Company has decided to delay the timetable for the proposed spin-off and separate listing, and, the Shanghai Stock Exchange has accepted the application initiated by AAC Optics to withdraw the application documents in relation to the proposed spin-off and separate listing. The Company considers that the proposed spin-off and separate listing, if it proceeds, will be commercially beneficial to the Company and AAC Optics, and the Company intends to continue to pursue the proposed spin-off and separate listing when, amongst others, market conditions improve.

Notes to the Consolidated Financial Statements

For the year ended 31 December 2022

31. GOVERNMENT GRANTS

During the year, the Group received government grants of RMB172,408,000 (2021: RMB307,144,000) in aggregate from various PRC government authorities as an incentive for leasing factories, constructing electronic plants and acquiring machineries. As the grants related to assets, the amount received is to be amortised and released to profit or loss on a systematic basis over the useful lives of the related assets.

During the year, RMB235,550,000 (2021: RMB152,601,000) of the grants have been released to profit or loss.

32. DEFERRED TAX ASSETS/LIABILITIES

The followings are the major deferred tax assets and liabilities recognised by the Group and the movements thereon during the current and prior years:

Deferred tax assets

	Tax losses RMB'000	Inventories RMB'000 (Note a)	Government grants RMB'000	Others RMB'000	Total RMB'000
At 1 January 2021	63,000	32,000	–	–	95,000
Credit to profit or loss	36,301	6,717	71,312	1,715	116,045
At 31 December 2021	99,301	38,717	71,312	1,715	211,045
Credit (charge) to profit or loss	12,969	(1,022)	6,077	(981)	17,043
Acquisition of subsidiary (note 34)	–	–	–	232	232
Currency realignment	–	81	–	–	81
At 31 December 2022	112,270	37,776	77,389	966	228,401

Deferred tax liabilities

	Depreciation/ amortisation RMB'000 (Note b)	PRC withholding tax on undistributed earnings RMB'000	Total RMB'000
At 1 January 2021	43,729	5,157	48,886
Reversal of withholding tax upon distribution	–	(4,338)	(4,338)
Credit to profit or loss	(2,031)	–	(2,031)
Currency realignment	(963)	(819)	(1,782)
At 31 December 2021	40,735	–	40,735
Charge to profit or loss	1,160	–	1,160
Currency realignment	952	–	952
At 31 December 2022	42,847	–	42,847

Notes to the Consolidated Financial Statements

For the year ended 31 December 2022

32. DEFERRED TAX ASSETS/LIABILITIES (continued)

Notes:

- (a) The deductible temporary difference arising from inventories would be reversed upon sales of inventories.
- (b) The deferred tax arose from temporary difference between the carrying amounts of intangible assets, property, plant and equipment and their tax base.

At the end of the reporting period, the Group has unused tax losses of approximately RMB5,842,781,000 (2021: RMB3,729,369,000) available for offset against future profits. A deferred tax asset has been recognised in respect of approximately RMB636,663,000 (2021: RMB662,008,000) of such losses. No deferred tax asset has been recognised in respect of the remaining approximately RMB5,206,118,000 (2021: RMB3,067,361,000) due to the unpredictability of future profit streams. The unrecognised tax losses may be carried forward for up to 5 or 10 years to various years up to 2032 (2021: year 2031) from the year when the losses are incurred.

At 31 December 2022 and 2021, the Group has unrecognised deferred tax liability in relation to PRC withholding tax on undistributed earnings in certain of its PRC subsidiaries, as it is the intention of the management to retain the earnings within these subsidiaries.

33. SHARE CAPITAL

	Number of shares	Amount US\$'000
Shares of US\$0.01 each		
Authorised:		
Ordinary shares at 1 January 2021, 31 December 2021 and 31 December 2022	5,000,000,000	50,000
Issued and fully paid:		
Ordinary shares at 1 January 2021 and 31 December 2021	1,208,500,000	12,085
Shares repurchased and cancelled	(5,250,000)	(52)
Ordinary shares at 31 December 2022	1,203,250,000	12,033
		RMB'000
At 1 January 2021 and 31 December 2021		98,135
Shares repurchased and cancelled		(427)
At 31 December 2022		97,708

Notes to the Consolidated Financial Statements

For the year ended 31 December 2022

33. SHARE CAPITAL (continued)

During the year, the Company repurchased its own ordinary shares through The Hong Kong Stock Exchange as follows:

Month of repurchase	No. of ordinary shares of US\$0.01 each	Price per share		Aggregate consideration HK\$'000
		Highest HK\$	Lowest HK\$	
September	3,750,000	12.72	11.90	46,544
December	3,705,500	17.90	16.76	64,316
	7,455,500			110,860

During the year ended 31 December 2022, the Company repurchased a total of 7,455,500 issued ordinary shares of the Company in the market for a consideration of HK\$110,860,000 (equivalent to approximately RMB100,052,000) (2021: Nil) and the consideration for share repurchased in December 2022 amounting to RMB34,604,000 is included in other payables. Out of these repurchased shares, 5,250,000 ordinary shares were cancelled during the year (2021: Nil).

None of the Company's subsidiaries purchased, sold or redeemed any of the Company's listed securities during the year.

34. ACQUISITION OF SUBSIDIARIES

(A) Acquisition of Suzhou Speed

On 30 April 2022, a wholly-owned subsidiary of the Company entered into an agreement with an independent third party to acquire entire issued capital of Suzhou Speed (subsequently renamed as TRM Precision Manufactory (Suzhou) Ltd. on 11 May 2022), which principally engaged in the business of trading of electronics related accessories and components, at a cash consideration of RMB65,000,000. The acquisition was completed on 30 April 2022 and the acquisition has been accounted for as acquisition of business using the acquisition method.

Consideration transferred

	RMB'000
Cash	65,000

The acquisition-related costs are insignificant and have been excluded from the consideration transferred and have been recognised as an expense in the current year, within the "administrative expenses" line item in the consolidated statement of profit or loss.

Notes to the Consolidated Financial Statements

For the year ended 31 December 2022

34. ACQUISITION OF SUBSIDIARIES (continued)

(A) Acquisition of Suzhou Speed (continued)

Assets acquired and liabilities recognised at the date of acquisition

	RMB'000
Property, plant and equipment	1,818
Deferred tax assets	232
Right-of-use assets	56
Inventories	4,824
Trade and other receivables	25,877
Bank balances and cash	11,623
Trade and other payables	(34,235)
Tax payable	(214)
	<u>9,981</u>

The receivables acquired (which principally comprised trade receivables) with a fair value of RMB25,446,000 at the date of acquisition had gross contractual amounts of RMB25,446,000. The best estimate at acquisition date of the contractual cash flows not expected to be collected amounted to nil.

Goodwill arising on acquisition:

	RMB'000
Consideration transferred	65,000
Less: recognised amounts of net assets acquired	(9,981)
	<u>55,019</u>

Goodwill arose on the acquisition of Suzhou Speed because the acquisition included the assembled workforce of Suzhou Speed and some potential contracts which are still under negotiation with prospective new customers as at the date of acquisition. These benefits are not recognised separately from goodwill because they do not meet the recognition criteria for identifiable intangible assets.

None of the goodwill arising on this acquisition is expected to be deductible for tax purpose.

Net cash outflow on acquisition of Suzhou Speed

	RMB'000
Total consideration	65,000
Less: Cash and cash equivalents balances acquired	(11,623)
	<u>53,377</u>

Notes to the Consolidated Financial Statements

For the year ended 31 December 2022

34. ACQUISITION OF SUBSIDIARIES (continued)

(A) Acquisition of Suzhou Speed (continued)

Impact of acquisition on the results of the Group

Included in the profit for the year ended 31 December 2022 is RMB8,086,000 attributable to the additional business generated by Suzhou Speed. Revenue for the year includes RMB92,230,000 generated from Suzhou Speed.

Had the acquisition of Suzhou Speed been completed on 1 January 2022, revenue for the year of the Group would have been RMB20,664,960,000, and profit for the year attributable to owners of the Company would have been RMB825,872,000. The pro-forma information is for illustrative purposes only and is not necessarily an indication of revenue and results of operations of the Group that actually would have been achieved had the acquisition been completed on 1 January 2022, nor is it intended to be a projection of future results.

In determining the 'pro-forma' revenue and profit of the Group had Suzhou Speed been acquired at the beginning of the current year, the Directors of the Company calculated depreciation of property, plant and equipment and right-of-use-assets based on the recognised amounts of property, plant and equipment and right-of-use-assets at the date of the acquisition.

(B) Acquisition of Toyo Precision

On 14 December 2021, the Group acquired 100% interest in Toyo Precision. Toyo Precision is principally engaged in design, development and manufacturing of material for metal frame of intelligent technology products and was acquired with the objective to achieve inorganic growth by strategically pursuing partnership and acquisition opportunities. The acquisition has been accounted for as acquisition of business using the acquisition method.

Consideration transferred

	RMB'000
Cash	273,630
Escrow deposit for acquisition of a subsidiary	169,443
Total	443,073

Acquisition-related costs amounting to RMB2,620,000 have been excluded from the consideration transferred and have been recognised as an expense in the current year, within the "administrative expenses" line item in the consolidated statement of profit or loss.

Notes to the Consolidated Financial Statements

For the year ended 31 December 2022

34. ACQUISITION OF SUBSIDIARIES (continued)

(B) Acquisition of Toyo Precision (continued)

Assets acquired and liabilities recognised at the date of acquisition

	RMB'000
Property, plant and equipment	206,432
Right-of-use assets	25,792
Deposits made for acquisition of property, plant and equipment	1,908
Inventories	89,943
Trade and other receivables	105,034
Taxation recoverable	2,330
Bank balances and cash	121,263
Trade and other payables	(119,551)
Bank loans	(38,500)
Lease liabilities	(7,574)
	<u>387,077</u>

The receivables acquired (which principally comprised trade receivables) with a fair value of RMB78,922,000 at the date of acquisition had gross contractual amounts of RMB78,922,000. The best estimate at acquisition date of the contractual cash flows not expected to be collected amounted to nil.

Goodwill arising on acquisition:

	RMB'000
Consideration transferred	443,073
Less: recognised amounts of net assets acquired	<u>(387,077)</u>
Goodwill arising on acquisition	<u>55,996</u>

Goodwill arose on the acquisition of Toyo Precision because the acquisition included the benefit of expected synergies, revenue growth, future market development and the assembled workforce of Toyo Precision. These benefits are not recognised separately from goodwill because they do not meet the recognition criteria for identifiable intangible assets.

None of the goodwill arising on these acquisition is expected to be deductible for tax purpose.

Net cash outflow on acquisition of Toyo Precision

	RMB'000
Total consideration	443,073
Less: Cash and cash equivalents balances acquired	(121,263)
Escrow deposit for acquisition of a subsidiary*	<u>(169,443)</u>
	<u>152,367</u>

* The escrow deposit for the acquisition of a subsidiary had been transferred to the seller as at 30 May 2022 upon the issuance of the completion account and the confirmation of the final adjustment to the total consideration as stated in the agreement.

Notes to the Consolidated Financial Statements

For the year ended 31 December 2022

35. SHARE AWARD SCHEME

Share award scheme of the Company

The Company on 23 March 2016 had adopted the AAC Share Award Scheme (the "Scheme") constituted by a Trust Deed between the Company and Bank of Communications Trustee Limited (the "Trustee"), in which employees may be selected by the Board of Directors to participate. Pursuant to the Scheme, shares of the Company will be subscribed for at a subscription price as determined by the Board of the Company, or purchased on the Hong Kong Stock Exchange, by the Trustee of the trusts declared in the Trust Deed.

On the grant of the share awards, the relevant number of shares is legally issued or transferred to the Trustee who holds the shares for the benefit of the selected employees. A grantee shall not have any interest or rights (including the right to receive dividends) in the shares prior to the vesting of the shares.

The expenses in relation to the share awards are charged to profit or loss over the relevant vesting periods with a corresponding increase in share award reserve.

On 26 August 2021, the Trustee purchased an aggregate of 6,042,500 shares at prices ranging from HK\$40.20 to HK\$42.95 per share at a total consideration of HK\$253,288,000 (equivalent to RMB211,211,000) on the Hong Kong Stock Exchange for the purpose of the Scheme.

As at 31 December 2021, an aggregate of 6,042,500 shares of the Company had been purchased by the Trustee. Since the date of adoption of the Scheme up to 31 December 2021, no new shares had been issued to the Trustee and no shares had been granted to selected employee(s) under the Scheme.

On 24 March 2022, the Company granted a total of 10,230,593 shares to 340 selected employees pursuant to the Scheme at nil consideration. The fair value of the shares granted pursuant to the Scheme were determined with reference to market value of the shares at the award date taking into account the exclusion of the expected dividends as the employees were not entitled to receive dividends paid during the vesting periods of the shares. The shares granted would be vested over a requisite service period of up to three years from the date of grant.

On 25 March 2022, the Trustee purchased an aggregate of 4,188,500 shares at prices ranging from HK\$17.9 to HK\$19.2 per share at a total consideration of HK\$77,283,000 (equivalent to RMB62,477,000) on the Hong Kong Stock Exchange for the purpose of the Scheme.

As at 31 December 2022, an aggregate of 10,231,000 shares of the Company had been purchased by the Trustee. Since the date of adoption of the Scheme up to 31 December 2022, no new shares had been issued to the Trustee.

Movement of the shares granted to selected employee(s) under the Scheme during the year ended 31 December 2022 are as follows:

Date of grant	Vesting period	Number of shares			
		At 1 January 2022	Granted on 24 March 2022	Shares entitlement forfeited	At 31 December 2022
24 March 2022	24 March 2022 to 24 March 2023	–	3,406,787	(212,854)	3,193,933
24 March 2022	24 March 2022 to 24 March 2024	–	3,406,787	(212,854)	3,193,933
24 March 2022	24 March 2022 to 24 March 2025	–	3,417,019	(213,495)	3,203,524
		–	10,230,593	(639,203)	9,591,390

Notes to the Consolidated Financial Statements

For the year ended 31 December 2022

35. SHARE AWARD SCHEME (continued)

Share award scheme of the Company (continued)

The terms and conditions of the grants are as follows:

	Number of shares	Vest condition	Date of grant	Vesting period	Market value per share HK\$	Fair value of shares HK\$
Shares awarded to selected employees	3,406,787	1 year from the date of grant	24 March 2022	24 March 2022 to 24 March 2023	17.64	60,095,731
	3,406,787	2 years from the date of grant	24 March 2022	24 March 2022 to 24 March 2024	17.64	60,095,731
	3,417,019	3 years from the date of grant	24 March 2022	24 March 2022 to 24 March 2025	17.64	60,276,199
	10,230,593					180,467,661

During the year ended 31 December 2022, the Group recognised total expenses of RMB68,651,000 (2021: Nil) in relation to the Scheme shares granted by the Company.

Subsidiary Scheme

AAC Optics, a subsidiary of the Company, entered into a capital increase agreement with three limited partnerships ("Platforms"), with the purpose to create share incentive platforms. The Subsidiary Scheme entitles selected employees of AAC Optics ("Eligible Scheme Participants") to subscribe the shares of AAC Optics, accounted for approximately 2.0% of the enlarged share capital or 135,377,918 shares of AAC Optics, corresponding to a consideration of RMB135,377,918 or at the subscription price of RMB1 per share of AAC Optics at the time of grant, which is payable at the same time. Under the Subsidiary Scheme, the Eligible Scheme Participants would settle the subscription price of shares by cash or by combination of cash and related approved loans from the Group or Platforms at market interest rate. During the year ended 31 December 2022, the net cash payment to the Eligible Scheme Participants under the Subsidiary Scheme is RMB4,025,000. (2021: fund raised from the Subsidiary Scheme is RMB135,378,000. After deducting the loans of RMB35,663,000 from the Group to certain Eligible Scheme Participants, the net cash proceeds is RMB99,715,000.)

Except for 11,163,857 shares which were granted and vested immediately in 2021, the remaining shares would be vested over a requisite service period of up to three-and-a-half year subject to the relevant key performance targets of AAC Optics during the vesting period ("Restricted Shares"). Upon the issue of new shares that are vested under the Subsidiary Scheme, the Group's interest in AAC Optics has been changed. Any difference between the amount by which the non-controlling interests are adjusted, and the fair value of the consideration paid or received is recognised directly in equity (retained profits) and attributed to owners of the Company. For the Restricted Shares granted in 2022, the repurchase of 21,571,493 Restricted Shares at the subscription price of RMB1 per share of AAC Optics from and the grant of 12,524,147 Restricted Shares at the subscription price of RMB1 per share of AAC Optics to the Eligible Scheme Participants. The shares would be vested over a requisite service period from the date of grant in 2022 to the end of 2024 subject to the relevant key performance targets of AAC Optics during the vesting period.

Notes to the Consolidated Financial Statements

For the year ended 31 December 2022

35. SHARE AWARD SCHEME (continued)

Subsidiary Scheme (continued)

As at 31 December 2022, the net cash proceed of unvested portion of Restricted Shares, amounting to RMB87,116,000, is recorded as other payables as the shares are contingently returnable (31 December 2021: RMB92,923,000).

A summary of activities of the Restricted Shares with vesting condition of the Subsidiary Scheme is presented as follows:

	Number of restricted shares	Fair value of share incentive at grant date RMB'000
Unvested as at 1 January 2021	–	–
Granted during the year	135,377,918	227,847
Vested during the year	(11,163,857)	(18,890)
Unvested as at 31 December 2021	124,214,061	208,957
Granted during the year	12,524,147	20,856
Repurchased during the year	(21,571,493)	(35,922)
Unvested as at 31 December 2022	115,166,715	193,891

As of 31 December 2022, there are 9,047,346 Restricted Shares arising from the repurchased during the year (31 December 2021: no shares) held under the Platforms which are available to be granted to the eligible employees under the Subsidiary Scheme.

During the year ended 31 December 2022, the subsidiary recognised total expenses of RMB53,828,000 (2021: RMB50,203,000) in relation to the shares granted by the subsidiary under Subsidiary Scheme and the amount is credited to the non-controlling interests in the Group.

In the opinion of the Directors of the Company, the estimated compensation cost of Restricted Shares was based on the consideration of the latest transaction price of AAC Optics in 2022 (2021: the fair value of shares of AAC Optics at the date of grant by reference to the consideration of the latest share issue of AAC Optics in October 2020). At the end of each reporting period, the Group revises its estimates of the Restricted Shares that are expected to vest ultimately. The impact of the revision of the estimates, if any, is recognised in profit and loss, with a corresponding adjustment to share-based payments reserve including in the non-controlling interests.

Notes to the Consolidated Financial Statements

For the year ended 31 December 2022

36. OPERATING LEASE ARRANGEMENTS

The Group as a lessor

The properties held for rental purposes have committed lessees for the next 1 years (2021: 2 years).

Undiscounted lease payments receivable on leases are as follows:

	2022 RMB'000	2021 RMB'000
Within one year	6,380	15,220
In the second year	–	8,066
	6,380	23,286

37. CAPITAL COMMITMENTS

	2022 RMB'000	2021 RMB'000
Capital expenditure contracted for but not provided in the consolidated financial statements in respect of		
– acquisition of property, plant and equipment	623,271	987,298
– capital contribution to a financial asset at FVTPL	335,810	364,071
	959,081	1,351,369

38. FINANCIAL INSTRUMENTS

Categories of financial instruments

	2022 RMB'000	2021 RMB'000
Financial assets		
Equity instruments at FVTOCI	467,057	847,953
Financial asset at FVTPL	186,303	50,349
Financial assets at amortised cost	11,714,102	11,030,825
Financial liabilities		
Derivative financial instruments	16,032	30,592
Financial liabilities at amortised cost	16,139,720	17,476,177
Lease liabilities	777,182	694,470

Financial risk management objectives and policies

The Group's major financial instruments include derivative financial instruments, equity instruments at FVTOCI, financial asset at FVTPL, trade and other receivables, amounts due from (to) related companies, pledged bank deposits, short term fixed deposits and cash and cash equivalent, trade and other payables, unsecured notes, bank loans, contingent settlement provision and lease liabilities. Details of these financial instruments are disclosed in the respective notes. The risks associated with these financial instruments and the policies on how to mitigate these risks are set out below. Management manages and monitors these exposures to ensure appropriate measures are implemented in an effective manner. There has been no change to the Group's exposure to market risks or the manner in which it manages and measures the risk.

Notes to the Consolidated Financial Statements

For the year ended 31 December 2022

38. FINANCIAL INSTRUMENTS (continued)

Financial risk management objectives and policies (continued)

Market risk

Currency risk – spot rates

With the Group's international operations and presence, the Group faces foreign exchange exposure including transaction and translation exposure.

It is the Group's policy to centralise foreign currency management to monitor the Group's total foreign currency exposure. As far as possible, the Group aims to achieve natural hedging by investing and borrowing in the functional currencies. Where a natural hedge is not possible, the Group will consider to monitor its anticipated foreign currency revenue and foreign currency monetary items with appropriate foreign exchange contracts.

The Group will not enter into derivative transactions for pure trading or speculative purposes.

The carrying amounts of the Group's and intra-group's foreign currency denominated monetary assets and monetary liabilities at the reporting date mainly includes:

	Assets		Liabilities	
	2022 RMB'000	2021 RMB'000	2022 RMB'000	2021 RMB'000
US\$	13,071,320	10,889,038	14,015,637	13,783,380
Japanese Yen	48,944	82,392	9,561	210,432
Euro	232,784	157,798	327,029	219,508
HK\$	166,938	65,151	37,220	2,991

The Group has entered into cross currency swap contract in relation to the US\$ denominated unsecured notes amounting to RMB348,230,000 (equivalent to US\$50,000,000) (2021: RMB318,785,000 (equivalent to US\$50,000,000)). It is the Group's policy to negotiate the terms of the hedge derivatives, to the extent possible, to match or approximate the terms of the hedged items to maximise hedge effectiveness.

Sensitivity analysis

The Group is mainly exposed to fluctuations in exchange rates of RMB against the US\$, the Japanese Yen, Euro and HK\$. The following details the Group's sensitivity to a 5% (2021: 5%) increase in RMB against the relevant foreign currencies which represents management's assessment of the reasonably possible change in foreign exchange rates. The sensitivity analysis includes only outstanding foreign currency denominated monetary items except for the effect on certain foreign currency denominated unsecured notes under an effective hedging relationship as the Group's net exposure to currency risk arising from the hedging relationship is insignificant and adjusts their translation at the year end for a 5% (2021: 5%) change in foreign currency rates. The sensitivity analysis includes loans to foreign operations within the Group where the denomination of the loan is in a currency other than the functional currency of the lender or the borrower. A positive/negative number (in bracket) below indicates an increase/decrease in profit for the year where the RMB strengthen 5% (2021: 5%) against the relevant currency and vice versa. For a 5% (2021: 5%) weakening of the RMB against the relevant currency, there would be an equal and opposite impact on the profit.

Notes to the Consolidated Financial Statements

For the year ended 31 December 2022

38. FINANCIAL INSTRUMENTS (continued)

Financial risk management objectives and policies (continued)

Market risk (continued)

Currency risk – spot rates (continued)

Sensitivity analysis (continued)

	Impact	
	2022 RMB'000	2021 RMB'000
Increase (decrease) in profit for the year		
US\$	35,412	108,538
Japanese Yen	(1,477)	4,802
Euro	3,534	2,314
HK\$	(4,864)	(2,331)

No sensitivity analysis has been presented for derivatives that are designated as hedging instruments because the Group's net exposure to currency risk arising from the hedging relationship is considered to be insignificant.

In management's opinion, the sensitivity analysis is unrepresentative of the inherent foreign exchange risk as the year end exposure does not reflect the exposure during the year.

Interest rate risk

The Group is exposed to fair value interest rate risk in relation to fixed-rate bank deposits, lease liabilities, fixed-rate bank loans, unsecured notes and contingent settlement provision (details of which are set out in notes 25, 27, 28, 29 and 30, respectively). The bank deposits and the majority of the fixed-rate bank loans will mature within one or two years, the management considers the risk is insignificant to the Group.

The Group is also exposed to cash flow interest rate risk in relation to bank deposits carried interest at prevailing market deposit rate and floating-rate bank loans (details of which are set out in notes 25 and 28, respectively). The Group's cash flow interest rate risk is mainly concentrated on the fluctuation of prevailing market interest rate on bank balances and LIBOR or other relevant interbank offered rates arising from the group's USD denominated borrowing. The Group aims at keeping borrowings at variable rates. The Group manages its interest rate exposures by assessing the potential impact arising from any interest rate movements based on interest rate level and outlook. The management will review the proportion of borrowings in fixed and floating rates and ensure they are within reasonable range.

A fundamental reform of major interest rate benchmarks is being undertaken globally, including the replacement of some interbank offered rates with alternative nearly risk-free rates. As listed in note 28, several of the Group's LIBOR and other relevant interbank offered rates bank loans may be subject to the interest rate benchmark reform. The Group is closely monitoring the transition to new benchmark interest rates and the management assessment is included in the relevant note.

Sensitivity analysis

The sensitivity analysis below has been determined based on the exposure to interest rates at the end of the reporting period. The analysis is prepared assuming the amount of variable-rate bank loans, and bank balances at the end of the reporting period was the amount outstanding for the whole year. The sensitivity analysis has excluded certain bank loans under cash flow hedges and certain bank balances which are not interest sensitive.

Notes to the Consolidated Financial Statements

For the year ended 31 December 2022

38. FINANCIAL INSTRUMENTS (continued)

Financial risk management objectives and policies (continued)

Market risk (continued)

Interest rate risk (continued)

Sensitivity analysis (continued)

If interest rates had been 50 basis points (2021: 50 basis points) higher/lower and all other variables were held constant, the Group's profit for the year ended 31 December 2022 would increase/decrease by RMB16,491,000 (2021: increase/decrease by RMB20,311,000). This is mainly attributable to the Group's exposure to interest rates on its variable-rate bank loans and bank balances.

In management's opinion, the sensitivity analysis is unrepresentative of the inherent interest rate risk as the year end exposure does not reflect the exposure during the year.

Other price risk

The Group is exposed to equity price risk on its investments in listed equity securities at FVTOCI.

Sensitivity analysis

The sensitivity analysis below has been determined based on the exposure to equity price risk at the reporting date. For sensitivity analysis of equity securities with fair value measurement categorised within Level 1, the sensitivity rate of 10% is applied in current year.

As at 31 December 2022, if the prices of the respective equity instruments had been 10% higher/lower, the investment revaluation reserve as at 31 December 2022 would increase/decrease by RMB4,226,000 (2021: RMB4,740,000) for the Group as a result of the changes in fair value of equity instruments at FVTOCI.

In management's opinion, the above sensitivity analysis is for illustrative purpose only and is unrepresentative of the inherent equity price risk facing by the Group as the year end exposure does not reflect the exposure during the year.

Credit risk and impairment assessment

As at 31 December 2022 and 2021, the Group's maximum exposure to credit risk which will cause a financial loss to the Group due to failure to perform an obligation by the counterparties, is the carrying amount of the respective recognised financial assets as stated in the consolidated statement of financial position.

In order to minimise the credit risk, the management has delegated a team responsible for determination of credit limits, credit approvals and other monitoring procedures to ensure that follow-up action is taken to recover overdue debts. In addition, the Group reviews the recoverable amount of each individual trade debt at the end of the reporting period to ensure that adequate impairment losses are made for irrecoverable amounts. In this regard, the management considers that the Group's credit risk is significantly reduced.

The credit risk on liquid funds is limited because the majority of the counterparties are reputable banks or banks with high credit-ratings assigned by international credit-rating agencies.

As at 31 December 2022, the Group has concentration of credit risk on total trade and bills receivables as 67.84% (2021: 61.37%) of the total trade and bills receivables are due from the Group's five largest customers. These five customers are large multi-national corporations and are mobile phone and/or consumer electronic companies. The management considers, based on the strong financial background, good creditability and repayment history of those debtors, there are no significant credit risks.

Notes to the Consolidated Financial Statements

For the year ended 31 December 2022

38. FINANCIAL INSTRUMENTS (continued)

Financial risk management objectives and policies (continued)

Credit risk and impairment assessment (continued)

The Group applies the simplified approach to provide for ECL prescribed by IFRS 9, which permits the use of the lifetime expected loss provision for trade receivables.

Management assessed the expected loss on trade receivables with significant balances or credit-impaired balances and bill receivables individually by estimation based on historical credit loss experience, general economic conditions of the industry in which the debtors operate and an assessment of both the current as well as the forecast direction of conditions at the reporting date.

In determining the ECL for trade receivables with significant balances and bills receivables, the management considers the probability of default is negligible and loss given default is low based on the external credit rating of the customers and the bank issued bills, and accordingly, no loss allowance is made in the consolidated financial statement.

In determining the ECL for other receivables and loan to suppliers, the management has taken into account the historical default experience and forward-looking information, as appropriate, for example, the Group has considered the consistently low historical default rate in connection with payments, and concluded that credit risk inherent in the Group's outstanding other receivables and loan to suppliers and insignificant.

In addition, the management is of the opinion that there has no default occurred for trade receivables balance as at 31 December 2022 and 2021 in which past due 90 days or more and the balances are still considered fully recoverable due to long term/on-going relationship and good repayment record from these customers.

As part of the Group's credit risk management, the Group applied internal credit rating for its customers. Other than the trade receivables with significant balances and bill receivables, the remaining balances of gross carrying amount of RMB766,935,000 (2021: RMB930,478,000) are grouped collectively based on shared credit risk characteristics by reference to past default experience and current past due exposure of the debtor. The management considers the historical default rate is low for these remaining balances which is not yet past due and accordingly, no loss allowances is made in the consolidated financial statements. The following table provides information about the exposure to credit risk and ECL for trade receivables which are past due and assessed collectively during the year.

Notes to the Consolidated Financial Statements

For the year ended 31 December 2022

38. FINANCIAL INSTRUMENTS (continued)

Financial risk management objectives and policies (continued)

Credit risk and impairment assessment (continued)

For the year ended 31 December 2022

	Gross carrying amount RMB'000	Weighted average loss rate	Loss allowance RMB'000	Net carrying amount RMB'000
Trade receivables				
1 – 90 days past due	183,066	1.33%	(2,443)	180,623
91 – 180 days past due	11,609	9.51%	(1,104)	10,505
Over 180 days past due	813	23.68%	(192)	621
	<u>195,488</u>		<u>(3,739)</u>	<u>191,749</u>

For the year ended 31 December 2021

	Gross carrying amount RMB'000	Weighted average loss rate	Loss allowance RMB'000	Net carrying amount RMB'000
Trade receivables				
1 – 90 days past due	138,286	1.58%	(2,188)	136,098
91 – 180 days past due	37,589	9.38%	(3,527)	34,062
Over 180 days past due	2	100.00%	(2)	–
	<u>175,877</u>		<u>(5,717)</u>	<u>170,160</u>

The estimated loss rates are estimated based on historical observed default rates over the expected life of the debtors and are adjusted for forward-looking information that is available without undue cost or effort. Such forward-looking information is used by the management to assess both the current as well as the forecast direction of conditions at the reporting date. The grouping is regularly reviewed by the management to ensure relevant information about specific debtors is updated.

Notes to the Consolidated Financial Statements

For the year ended 31 December 2022

38. FINANCIAL INSTRUMENTS (continued)

Financial risk management objectives and policies (continued)

Credit risk and impairment assessment (continued)

The following table shows the movement in lifetime ECL that has been recognised for trade receivables under the simplified approach.

	Lifetime ECL (not credit- impaired) RMB'000	Lifetime ECL (credit- impaired) RMB'000	Total RMB'000
As at 1 January 2021	36	20,246	20,282
Changes due to trade receivables recognised as at 1 January 2021			
– Impairment losses reversed	(36)	(1,603)	(1,639)
New financial assets originated or purchased	5,717	–	5,717
As at 31 December 2021 and 1 January 2022	5,717	18,643	24,360
Changes due to trade receivables recognised as at 1 January 2022			
– Impairment losses reversed	(4,561)	–	(4,561)
– Impairment loss written off	–	(18,643)	(18,643)
New financial assets originated or purchased	2,572	–	2,572
Currency realignment	11	–	11
As at 31 December 2022	3,739	–	3,739

For amounts due from related companies, in order to minimise the credit risk, the management continuously monitors the settlement status and the level of exposure to ensure that follow-up action is taken to recover overdue debts. In the opinion of the management, the risk of default by these counterparties is not significant and the Group assessed that the ECL on these balances are insignificant in accordance with IFRS 9 as at 31 December 2022 and 2021 and thus no impairment loss was recognised.

The management considers the bank balances, short-term fixed deposits and pledged bank deposits that are deposited with the financial institutions with good credit rating to be low credit risk financial assets. The management considers the bank balances, short-term fixed deposits and pledged bank deposits are short-term in nature and the probability of default is negligible on the basis of high-credit-rating issuers, and accordingly, impairment loss was considered as insignificant.

Notes to the Consolidated Financial Statements

For the year ended 31 December 2022

38. FINANCIAL INSTRUMENTS (continued)

Financial risk management objectives and policies (continued)

Liquidity risk

In the management of the liquidity risk, the Group monitors and maintains a level of cash and cash equivalents deemed adequate by management to finance the Group's operations and mitigates the effects of fluctuations in cash flows.

The following table details the Group's contractual maturity for its financial liabilities:

	Weighted average interest rate	On demand RMB'000	Less than 1 year RMB'000	1 – 2 years RMB'000	2 – 5 years RMB'000	More than 5 years RMB'000	Total undiscounted cash flow RMB'000	Carrying amount RMB'000
At 31 December 2022								
Non-derivative financial liabilities								
Non-interest bearing	-	666,083	4,070,552	20,510	81,466	-	4,838,611	4,838,611
Variable interest rate	4.6%	-	600,023	-	-	-	600,023	590,280
Fixed interest rate	2.8%	-	1,253,372	1,807,411	-	-	3,060,783	2,969,523
Unsecured notes	3.3%	-	195,430	2,123,356	2,102,789	2,757,546	7,179,121	6,087,845
Contingent settlement provision	4.0%	-	1,701,860	-	-	-	1,701,860	1,653,461
		<u>666,083</u>	<u>7,821,237</u>	<u>3,951,277</u>	<u>2,184,255</u>	<u>2,757,546</u>	<u>17,380,398</u>	<u>16,139,720</u>
Lease liabilities	4.3%	-	317,159	142,652	225,807	187,031	872,649	777,182
Derivatives – gross settlement								
Cross currency swap contract								
- inflow		-	(10,109)	(345,023)	-	-	(355,132)	(310,652)
- outflow		-	18,317	355,143	-	-	373,460	326,684
		-	<u>8,208</u>	<u>10,120</u>	-	-	<u>18,328</u>	<u>16,032</u>
At 31 December 2021								
Non-derivative financial liabilities								
Non-interest bearing	-	963,240	4,968,536	-	-	-	5,931,776	5,931,776
Variable interest rate	0.9%	-	1,186,487	-	-	-	1,186,487	1,179,505
Fixed interest rate	3.3%	-	1,746,701	345,496	-	-	2,092,197	2,052,884
Unsecured notes	3.3%	-	208,103	208,103	4,837,260	2,608,060	7,861,526	6,573,182
Contingent settlement provision	4.0%	-	-	1,856,960	-	-	1,856,960	1,738,830
		<u>963,240</u>	<u>8,109,827</u>	<u>2,410,559</u>	<u>4,837,260</u>	<u>2,608,060</u>	<u>18,928,946</u>	<u>17,476,177</u>
Lease liabilities	4.6%	-	279,349	165,701	174,439	177,682	797,171	694,470
Derivatives – gross settlement								
Interest rate swap contracts								
- inflow		-	(4,133)	-	-	-	(4,133)	(6,094)
- outflow		-	11,114	-	-	-	11,114	11,108
		-	<u>6,981</u>	-	-	-	<u>6,981</u>	<u>5,014</u>
Cross currency swap contract								
- inflow		-	(9,709)	(9,726)	(345,423)	-	(364,858)	(170,782)
- outflow		-	18,317	18,317	382,870	-	419,504	196,360
		-	<u>8,608</u>	<u>8,591</u>	<u>37,447</u>	-	<u>54,646</u>	<u>25,578</u>

Notes to the Consolidated Financial Statements

For the year ended 31 December 2022

39. FAIR VALUE MEASUREMENTS OF FINANCIAL INSTRUMENTS

Some of the Group's financial instruments are measured at fair value for financial reporting purposes. The Directors of the Company have set up an investment committee, which is headed up by the Chief Innovation Officer of the Company, to determine the appropriate valuation techniques and inputs for fair value measurements.

In estimating the fair value, the Group uses market-observable data to the extent it is available. For instruments with significant unobservable inputs under Level 3, the Group engages third party qualified valuers to perform the valuation. The investment committee works closely with the qualified external valuers to establish the appropriate valuation techniques and inputs to the model. The Chief Innovation Officer reports the investment committee's findings to the directors of the Company every quarter to explain the cause of fluctuations in the fair value.

(i) Fair value of the Group's financial instruments that are measured at fair value on a recurring basis

Some of the Group's financial instruments are measured at fair value at the end of each reporting period. The following table gives information about how the fair values of these financial instruments are determined (in particular, the valuation techniques and inputs used), as well as the level of the fair value hierarchy into which the fair value measurements are categorised (levels 1 to 3) based on the degree to which the inputs to the fair value measurements are observable.

Financial assets/ liabilities	Fair value as at		Fair value hierarchy	Valuation technique(s) and key input (s)	Significant unobservable input(s)	Sensitivity/relationship of unobservable inputs to fair value
	2022 RMB'000	2021 RMB'000				
Equity instruments at FVTOCI - Listed shares	42,259	47,400	Level 1	Quoted bid prices in an active market.	N/A	N/A
Equity instruments at FVTOCI - Unlisted equity investments	46,342	450,362	Level 3	Income approach. The discounted cash flow method was used to capture future economic benefits or the present value of the future expected cash flows to be derived from the ownership of these investments.	Discount rate, taking into account of weighted average cost of capital determined using a Capital Asset Pricing Model. Forecasted future cash flows	The higher the discount rate, the lower the fair value, and vice versa. The higher the forecast future cash flow, the higher the fair value, and vice versa.
Equity instruments at FVTOCI - Unlisted equity investments	233,115	336,717	Level 3	Market approach. The market approach was used to determine the valuation based on the recent transaction prices of underlying investments or using trailing-twelve-month ("TTM") Price-to-Sales ("P/S") multiples of selected comparable listed companies in a similar business and similar business model and adjusted for the lack of marketability.	The lack of marketability discount. TTM P/S multiples of selected comparable companies.	The higher the lack of marketability discount, the lower the fair value. The higher the TTM P/S multiples, the higher the fair value.

Notes to the Consolidated Financial Statements

For the year ended 31 December 2022

39. FAIR VALUE MEASUREMENTS OF FINANCIAL INSTRUMENTS (continued)

(i) Fair value of the Group's financial instruments that are measured at fair value on a recurring basis (continued)

Financial assets/ liabilities	Fair value as at		Fair value hierarchy	Valuation technique(s) and key input (s)	Significant unobservable input(s)	Sensitivity/relationship of unobservable inputs to fair value
	2022 RMB'000	2021 RMB'000				
Equity instruments at FVTOCI – Unlisted equity investments	145,341	13,474	Level 3 (2021: Level 2*)	Recent transaction prices of underlying investments. (2021: N/A*)	N/A	N/A
Total equity instruments for FVTOCI	467,057	847,953				
Financial assets at FVTPL	112,468	18,471	Level 3 (2021: Level 2*)	Market approach. The market approach was used to determine the valuation based on the recent transaction prices of underlying investments or using TTM P/S multiples of selected comparable listed companies in a similar business and similar business model and adjusted for the lack of marketability. (2021: N/A*)	The lack of marketability discount. TTM P/S multiples of selected comparable companies. (2021: N/A)	The higher the lack of marketability discount, the lower the fair value. The higher the TTM P/S multiples, the higher the fair value. (2021: N/A)
Financial assets at FVTPL	34,823	31,878	Level 3 (2021: Level 2*)	Income approach. The discounted cash flow method was used to capture future economic benefits or the present value of the future expected cash flows to be derived from the ownership of these investments. (2021: N/A*)	Discount rate, taking into account of weighted average cost of capital determined using a Capital Asset Pricing Model. Forecasted future cash flows. (2021: N/A)	The higher the discount rate, the lower the fair value, and vice versa. The higher the forecast future cash flow, the higher the fair value, and vice versa. (2021: N/A)
Financial assets at FVTPL	39,012	–	Level 3	Binomial Option Pricing Model	Volatility of 69.78%	The higher the volatility, the higher the fair value, and vice versa
Total financial assets at FVTPL	186,303	50,349				

Notes to the Consolidated Financial Statements

For the year ended 31 December 2022

39. FAIR VALUE MEASUREMENTS OF FINANCIAL INSTRUMENTS (continued)

(i) Fair value of the Group's financial instruments that are measured at fair value on a recurring basis (continued)

Financial assets/ liabilities	Fair value as at		Fair value hierarchy	Valuation technique(s) and key input (s)	Significant unobservable input(s)	Sensitivity/relationship of unobservable inputs to fair value
	2022 RMB'000	2021 RMB'000				
Interest rate swap contracts	-	5,014 Liabilities (under hedge accounting)	Level 2	Discounted cash flow. Future cash flows are estimated based on forward interest rates (from observable yield curves at the end of the reporting period) and contracted interest rates, discounted at an applicable discount rate taking into account the credit risk of the counter- parties and of the Group as appropriate.	N/A	N/A
Cross currency swap contract	16,032 Liabilities (under hedge accounting)	25,578 Liabilities (under hedge accounting)	Level 2	Discounted cash flow. Future cash flows are estimated based on forward exchange rates (from observable yield curves at the end of the reporting period) and contracted exchange rates, discounted at an applicable discount rate taking into account the credit risk of the counter- parties and of the Group as appropriate.	N/A	N/A

* As at 31 December 2021, the investments were made near the end of reporting period or still in the initial setup stage since the capital contribution, the management is of the opinion that the carrying amounts of the investments as at the year ended date approximate their fair values.

(ii) Reconciliation of level 3 fair value measurements

	Equity instruments at FVTOCI RMB'000	Financial assets at FVTPL RMB'000
At 1 January 2021	303,995	-
Purchase made	518,821	-
Total losses:		
– in other comprehensive income	(25,795)	-
Currency realignment	(9,942)	-
At 31 December 2021	787,079	-
Transfer from level 2 to level 3	13,474	50,349
Purchase made	141,952	128,816
Total losses:		
– in other comprehensive income	(569,851)	-
Currency realignment	52,144	7,138
At 31 December 2022	424,798	186,303

Included in other comprehensive income is an amount of RMB569,851,000 loss (2021: RMB25,795,000 loss) relating to unlisted equity securities classified as equity instruments at FVTOCI held at the end of the current reporting period and is reported as changes of FVTOCI.

Notes to the Consolidated Financial Statements

For the year ended 31 December 2022

39. FAIR VALUE MEASUREMENTS OF FINANCIAL INSTRUMENTS (continued)

(iii) Fair value of the Group's financial instruments that are not measured at fair value on recurring basis

Except for listed unsecured notes in which there is fair value based on the quoted bid price in an active market, amounting to RMB4,971,698,000 (31 December 2021: RMB6,575,029,000), the management considers that the carrying amounts of the other financial assets and financial liabilities recorded at amortised cost in the consolidated financial statements approximate their fair values.

40. CAPITAL RISK MANAGEMENT

The Group manages its capital to ensure that entities in the Group will be able to continue as a going concern while maximising the return to shareholders through the optimisation of the debt and equity balance. The Group's overall capital risk management strategy remains unchanged from prior years.

The capital structure of the Group consists of equity attributable to equity holders of the Company, comprising issued share capital, reserves and retained profits.

The management reviews the capital structure regularly. As part of this review, the management considers the cost of capital and the risks associated with capital. The Group will consider to balance its overall capital structure through the payment of dividends, new share issues and share buy-backs as well as the issue of new debt or the redemption of existing debt.

41. RETIREMENT BENEFITS SCHEME

The Group mainly participates in the mandatory pension fund and social insurance schemes for its employees in the PRC, Vietnam, Singapore and Hong Kong.

The Group operates a Mandatory Provident Fund Scheme for all qualifying employees in Hong Kong. The assets of the scheme are held separately from those of the Group in funds under the control of trustees.

The employees of the Group's PRC and Vietnam subsidiaries are members of the state-managed retirement benefits schemes operated by the PRC and Vietnam government. The employees of the Group's Singapore subsidiaries are members of the Central Provident Fund Board in Singapore operated by the Government of Singapore. The subsidiaries are required to contribute a certain percentage of their payroll to the retirement benefits schemes to fund the benefits. The only obligations of the Group with respect to the retirement benefits schemes is to make the required contributions under the schemes.

Notes to the Consolidated Financial Statements

For the year ended 31 December 2022

42. RELATED PARTY TRANSACTIONS

In addition to the related party transactions disclosed elsewhere in the consolidated financial statements, during the year, the Group had the following significant transactions with related parties, all of which are transacted with entities controlled by close family members of substantial shareholders of the Company. The substantial shareholders are also Directors of the Company.

Nature of balances/transactions	2022	2021
	RMB'000	RMB'000
Purchase of raw materials	56,977	65,103
Services fee recharged	2,544	2,107
Property rentals received	1,555	1,555
Payment for lease liabilities	20,341	25,837
Interest on lease liabilities	638	1,577
Leases liabilities	46,569	24,398
	US\$'000	US\$'000
Payment for lease liabilities	161	161
Interest on lease liabilities	3	9
Lease liabilities	445	157

Emoluments paid to the key management personnel of the Company which represents the executive Directors of the Company and the five highest paid individuals, are set out in note 9.

Balances with related parties are disclosed in note 24.

Notes to the Consolidated Financial Statements

For the year ended 31 December 2022

43. PRINCIPAL SUBSIDIARIES

(a) General information of subsidiaries

Details of the Company's principal subsidiaries as at 31 December 2022 and 31 December 2021, are as follows:

Name of subsidiaries	Country of establishment/ operations	Nominal value of issued and fully paid share/ registered capital	Principal activities
Wholly-owned subsidiary in 2022 and 2021			
AAC Acoustic Technologies Inc*	British Virgin Islands	Registered capital – US\$50,000	Investment holding
AAC Technologies Pte. Ltd.#	Singapore	Shares – SGD500,000	Sale of products, research and development
AAC Technologies Vietnam Co., Ltd. (Note a)#	Vietnam	Registered capital – US\$6,500,000	Manufacture and sales of products
香港遠宇電子有限公司 YEC Electronics Limited#	Hong Kong	Ordinary shares – HK\$10,000	Sales of acoustic related products
瑞聲科技(香港)有限公司 AAC Technologies Limited#	Hong Kong	Ordinary shares – HK\$10,000	Sales of acoustic related products, investment, research and development
瑞聲(中國)投資有限公司 AAC (China) Investment Co., Ltd. (Note b)#	PRC	Registered capital – US\$400,000,000	Investment holding
瑞泰(江蘇)投資有限公司 Ruitai (Jiangsu) Investment Co., Ltd. (Note c)#	PRC	Registered capital – US\$349,000,000	Investment holding
瑞聲聲學科技(常州)有限公司 AAC Acoustic Technologies (Changzhou) Co., Ltd. (Note d)#	PRC	Registered capital – US\$8,000,000	Manufacture and sales of acoustic products, research and development
瑞聲光電科技(常州)有限公司 AAC Microtech (Changzhou) Co., Ltd. (Note f)#	PRC	Registered capital – US\$337,800,000 (2021: US\$277,800,000)	Manufacture and sales of electronic components, research and development
瑞聲精密制造科技(常州)有限公司 AAC Module Technologies (Changzhou) Co., Ltd. (Note g)#	PRC	Registered capital – US\$336,800,000	Manufacture and sales of tooling and precision components, research and development
瑞聲開泰精密科技(常州)有限公司 AAC Kaitai Precision Technologies (Changzhou) Co., Ltd. (Note h)#	PRC	Registered capital – US\$150,000,000 (2021: US\$120,000,000)	Manufacture and sales of electronic components research and development

Notes to the Consolidated Financial Statements

For the year ended 31 December 2022

43. PRINCIPAL SUBSIDIARIES (continued)

(a) General information of subsidiaries (continued)

Name of subsidiaries	Country of establishment/ operations	Nominal value of issued and fully paid share/ registered capital	Principal activities
Wholly-owned subsidiary in 2022 and 2021 (continued)			
常州美歐電子有限公司 American Audio Components (Changzhou) Co., Ltd. (Note i)*	PRC	Registered capital – US\$23,000,000	Manufacture and sales of precision components and acoustic products, research and development
常州泰瑞美電鍍科技有限公司 Changzhou Tairuimei Electroplating Technology Co., Ltd. (Note j)*	PRC	Registered capital – RMB69,000,000	Provision of electroplating service
瑞聲科技(沅陽)有限公司 AAC Technologies (Shuyang) Co., Ltd. (Note k)*	PRC	Registered capital – US\$49,000,000	Manufacture and sales of precision components for acoustic products, research and development
瑞聲科技信息諮詢(常州)有限公司 AAC Technology Information Consultancy (Changzhou) Co., Ltd. (Note r)*	PRC	Registered capital – US\$574,296,000	Investment holding
瑞聲精密電子沅陽有限公司 AAC Precision Electronics Shuyang Co., Ltd. (Note l)*	PRC	Registered capital – US\$143,980,000	Manufacture and sales of electronics related accessories and components, research and development
沅陽瑞泰科技有限公司 Shuyang Ruitai Technologies Co., Ltd. (Note m)*	PRC	Registered capital – US\$292,000,000	Manufacture and sales of electronic components, research and development
瑞聲開泰(深圳)科技發展有限公司 AAC Kaitai (Shenzhen) Sci-Tech Development Co., Ltd. (Note o)*	PRC	Registered capital – RMB275,952,000	Sales of products
瑞聲聲學科技(深圳)有限公司 AAC Acoustic Technologies (Shenzhen) Co., Ltd. (Note p)*	PRC	Registered capital – US\$141,580,000	Manufacture and sales of acoustic products, research and development
瑞泰精密(南寧)科技有限公司 AAC Raytech Module (Nanning) Technologies Co., Ltd. (Note q)*	PRC	Registered capital – US\$100,000,000	Manufacture and sales of products

Notes to the Consolidated Financial Statements

For the year ended 31 December 2022

43. PRINCIPAL SUBSIDIARIES (continued)

(a) General information of subsidiaries (continued)

Name of subsidiaries	Country of establishment/ operations	Nominal value of issued and fully paid share/ registered capital	Principal activities
Non-wholly owned subsidiary in 2022 and 2021			
誠瑞光學(常州)股份有限公司 AAC Optics (Changzhou) Co., Ltd. (Notes e&s)	PRC	Registered capital – RMB6,768,896,000	Manufacture and sales of optics products, research and development
誠瑞光學(蘇州)有限公司 AAC Optics (Suzhou) Co., Ltd. (Notes n&s)	PRC	Registered capital – RMB1,417,503,000	Manufacture and sales of optics and electronic components, research and development

Notes:

- (a) Wholly-owned foreign enterprise commencing from 20 September 2013 to 19 December 2052.
- (b) Wholly-owned foreign enterprise for a term of 30 years commencing from 13 November 2012.
- (c) Wholly-owned foreign enterprise for a term of 30 years commencing from 20 September 2016.
- (d) Wholly-owned foreign enterprise for a term of 50 years commencing from 28 September 2003.
- (e) Non-wholly owned PRC enterprise commencing from 31 December 2008.
- (f) Wholly-owned foreign enterprise for a term of 50 years commencing from 13 April 2006.
- (g) Wholly-owned foreign enterprise for a term of 20 years commencing from 8 May 2007.
- (h) Wholly-owned foreign enterprise for a term of 20 years commencing from 29 July 2013.
- (i) Wholly-owned foreign enterprise for a term of 30 years commencing from 28 January 2000.
- (j) Wholly-owned foreign enterprise for a term of 20 years commencing from 11 April 2005.
- (k) Wholly-owned foreign enterprise for a term of 20 years commencing from 8 November 2006.
- (l) Wholly-owned foreign enterprise for a term of 20 years commencing from 13 June 2010.
- (m) Wholly-owned foreign enterprise for a term of 20 years commencing from 24 September 2015.
- (n) Non-wholly owned PRC enterprise for a term of 35 years commencing from 6 April 2004.
- (o) Wholly-owned foreign enterprise for a term of 10 years commencing from 29 August 2013.
- (p) Wholly-owned foreign enterprise for a term of 20 years commencing from 12 January 2004.
- (q) Wholly-owned foreign enterprise for a term of 20 years commencing from 29 November 2017.
- (r) Wholly-owned foreign enterprise for a term of 20 years commencing from 10 October 2019.
- (s) The subsidiaries are non-wholly owned enterprise from July 2020. During the year ended 31 December 2020, the Group's interests had been diluted from 100% to 82.02%. During the year ended 31 December 2021, the Group's interest is further diluted to 80.38% upon the issue of new share under the Subsidiary Scheme which was vested at the date of grant. During the year ended 31 December 2022, the Group's interest is increased to 81.10% upon the share repurchase as detailed in note 30.

* Directly wholly-owned subsidiary

Indirectly wholly-owned subsidiary

The above table lists the subsidiaries of the Company which, in the opinion of the management, principally affect the results or assets of the Group. To give details of other subsidiaries would, in the opinion of the management, result in particulars of excessive length.

None of the subsidiaries had issued any debt securities at the end of the year.

Notes to the Consolidated Financial Statements

For the year ended 31 December 2022

43. PRINCIPAL SUBSIDIARIES (continued)

(b) Details of non-wholly owned subsidiaries that have material non-controlling interests

Name of subsidiary	Country of Establishment/ operations	Proportion of ownership interests and voting rights held by the Group		Loss attributable to non-controlling interests		Accumulated non-controlling interests	
		2022	2021	2022	2021	2022	2021
				RMB'000	RMB'000	RMB'000	RMB'000
AAC Optics	PRC	81.10%	80.38%*	(192,079)	(23,179)	539,370	681,702
Individually immaterial subsidiaries with non-controlling interests				(43)	9	-	9,632
				(192,122)	(23,170)	539,370	691,334

* The change in ownership interest in AAC Optics was due to vested shares under Subsidiary Scheme as disclosed in note 35.

Notes to the Consolidated Financial Statements

For the year ended 31 December 2022

44. RECONCILIATION OF LIABILITIES ARISING FROM FINANCING ACTIVITIES

The table below details changes in the Group's liabilities arising from financing activities, including both cash and non-cash changes. Liabilities arising from financing activities are those for which cash flows were, or future cash flows will be, classified in the Group's consolidated statement of cash flows as cash flows from financing activities.

	Unsecured notes RMB'000	Bank loans RMB'000	Payable related to Restricted Shares granted to employees RMB'000	Lease liabilities RMB'000	Dividend payable RMB'000	Interest payable RMB'000	Contingent settlement provision RMB'000	Total RMB'000
At 1 January 2021	2,511,748	5,891,496	-	810,730	2	16,241	1,671,812	10,902,029
Issuance of unsecured notes	4,163,441	-	-	-	-	-	-	4,163,441
Bank loans raised	-	4,114,198	-	-	-	-	-	4,114,198
Repayments of bank loans	-	(6,767,261)	-	-	-	-	-	(6,767,261)
Proceed from the Subsidiary Scheme	-	-	92,923	-	-	-	-	92,923
Receipt for derivative financial instrument	-	-	-	-	-	11,014	-	11,014
Payment to derivative financial instrument	-	-	-	-	-	(45,739)	-	(45,739)
Dividend declared	-	-	-	-	403,252	-	-	403,252
Dividend paid	-	-	-	-	(403,252)	-	-	(403,252)
Finance costs	9,822	14,186	-	46,016	-	299,330	66,945	436,299
Interest paid	-	-	-	(25,182)	-	(258,376)	-	(283,558)
Addition of lease liabilities	-	-	-	370,755	-	-	-	370,755
Termination of leases	-	-	-	(77,498)	-	-	-	(77,498)
Balance payment of acquisition of leasehold land	-	-	-	(373,000)	-	-	-	(373,000)
Repayment of lease liabilities	-	-	-	(54,461)	-	-	-	(54,461)
Foreign exchange translation	(111,829)	(58,730)	-	(10,464)	-	-	73	(180,950)
Acquisition of a subsidiary	-	38,500	-	7,574	-	-	-	46,074
At 31 December 2021	6,573,182	3,232,389	92,923	694,470	2	22,470	1,738,830	12,354,266
Payment for repurchase of unsecured notes	(949,714)	-	-	-	-	-	-	(949,714)
Gain on repurchase of unsecured notes	(168,793)	-	-	-	-	-	-	(168,793)
Bank loans raised	-	3,243,214	-	-	-	-	-	3,243,214
Repayments of bank loans	-	(3,021,215)	-	-	-	-	-	(3,021,215)
Net payments for the Subsidiary Scheme	-	-	(4,025)	-	-	-	-	(4,025)
Receipt for derivative financial instrument	-	-	-	-	-	5,167	-	5,167
Payment to derivative financial instrument	-	-	-	-	-	(28,019)	-	(28,019)
Finance costs	11,955	3,250	-	25,289	-	301,743	62,620	404,857
Interest paid	-	-	-	(23,516)	-	(279,386)	-	(302,902)
Addition of lease liabilities	-	-	-	208,901	-	-	-	208,901
Termination of leases	-	-	-	(9,244)	-	-	-	(9,244)
Repayment of lease liabilities	-	-	-	(123,830)	-	-	-	(123,830)
Foreign exchange translation	621,215	102,165	(1,782)	5,112	-	-	(200)	726,510
Return of capital contributions from non-controlling interests of a subsidiary and settlement of contingent settlement provision	-	-	-	-	-	-	(147,789)	(147,789)
At 31 December 2022	6,087,845	3,559,803	87,116	777,182	2	21,975	1,653,461	12,187,384

Interest payable and dividend payable are included in other payables and accruals in note 26.

Notes to the Consolidated Financial Statements

For the year ended 31 December 2022

45. STATEMENT OF FINANCIAL POSITION OF THE COMPANY

	NOTE	2022 RMB'000	2021 RMB'000
Non-current assets			
Interests in subsidiaries		1,240,508	1,171,857
Current assets			
Other receivables		3,888	4,167
Amounts due from subsidiaries		5,818,390	6,232,052
Cash and cash equivalents		278,358	484,510
		6,100,636	6,720,729
Current liabilities			
Other payables		(52,556)	(18,539)
Government grants		(448)	(448)
		(53,004)	(18,987)
Net current assets		6,047,632	6,701,742
Total assets less current liabilities		7,288,140	7,873,599
Non-current liabilities			
Unsecured notes		(6,087,845)	(6,573,182)
Government grants		(410)	(858)
		(6,088,255)	(6,574,040)
Net assets		1,199,885	1,299,559
Capital and reserves			
Share capital	33	97,708	98,135
Reserves		1,102,177	1,201,424
		1,199,885	1,299,559

Notes to the Consolidated Financial Statements

For the year ended 31 December 2022

45. STATEMENT OF FINANCIAL POSITION OF THE COMPANY (continued)

Movement of reserves

	Share premium RMB'000	Treasury shares RMB'000	Special reserve RMB'000	Share-based payments reserve RMB'000	Retained profits RMB'000	Total RMB'000
At 1 January 2021	-	-	33,428	-	1,552,072	1,585,500
Gain and total comprehensive income for the year	-	-	-	-	230,387	230,387
Purchase of shares under share award scheme	-	(211,211)	-	-	-	(211,211)
Dividend declared	-	-	-	-	(403,252)	(403,252)
At 31 December 2021	-	(211,211)	33,428	-	1,379,207	1,201,424
Loss and total comprehensive expense for the year	-	-	-	-	(5,796)	(5,796)
Recognition of equity-settled share-based payments	-	-	-	68,651	-	68,651
Purchase of shares under share award scheme	-	(62,477)	-	-	-	(62,477)
Shares repurchase	-	(100,052)	-	-	-	(100,052)
Shares cancelled	-	65,448	-	-	(65,021)	427
At 31 December 2022	-	(308,292)	33,428	68,651	1,308,390	1,102,177

46. CONTINGENT LIABILITY

During the year ended 31 December 2022, the subsidiaries of the Group are defendants in a number of litigation proceedings in respect of alleged infringement of certain invention patents and utility model patents. The Directors of the Company consider that no provision is required because the aforesaid legal proceedings are still at early evidence examination stage and based on the advice from the PRC legal advisers, there are valid grounds to defend. Further details of the litigations were set out in the Company's announcements dated 15 November 2022.

5-Year Financial Summary

RESULTS	Year ended 31 December				2022 RMB'000
	2018 RMB'000 (Note 1)	2019 RMB'000	2020 RMB'000	2021 RMB'000	
Revenue	18,131,153	17,883,757	17,140,219	17,666,967	20,625,092
Reported profit before taxation	4,310,302	2,552,422	1,647,599	1,412,876	860,679
Taxation	(514,417)	(330,048)	(146,571)	(119,767)	(231,496)
Reported profit	3,795,885	2,222,374	1,501,028	1,293,109	629,183
Attributable to:					
Owners of the Company – reported	3,795,885	2,222,375	1,506,707	1,316,279	821,305
Non-controlling interests	–	(1)	(5,679)	(23,170)	(192,122)
	3,795,885	2,222,374	1,501,028	1,293,109	629,183
Reported Basic EPS	RMB3.11	RMB1.84	RMB1.25	RMB1.09	RMB0.69
Adjusted recurring Basic EPS	RMB3.08	RMB1.82	RMB1.25	RMB1.09	RMB0.69
Full year dividend	HK\$1.43	HK\$0.40	HK\$0.30	HK\$0.20	HK\$0.12
Non-GAAP financial measure of non-recurring gains and/or losses:					
Adjustment related to the Group's one-off financial asset investment in AMS AG in 2018 and 2019 and fair value change on derivative financial instruments upon discontinued hedge relationship in 2021, as disclosed in the annual report of reception years:					
i. Fair value change on derivative financial instruments upon discontinued hedge relationships	–	–	–	5,155	–
ii. Deduct the gains on one-off settlement of final earn-out consideration	(147,830)	–	–	–	–
iii. Add back the losses (deduct the fair value gains) on financial assets at fair value through profit and loss	118,881	(19,234)	–	–	–
Non-GAAP measure of recurring profit before taxation, as adjusted	4,281,353	2,533,188	1,647,599	1,418,031	860,679
Non-GAAP measure of recurring profit attributable to owners of the Company, as adjusted	3,766,936	2,203,141	1,506,707	1,321,434	821,305
Non-GAAP measure of basic recurring EPS, as adjusted	RMB3.08	RMB1.82	RMB1.25	RMB1.09	RMB0.69

5-Year Financial Summary

ASSETS AND LIABILITIES	As at 31 December				
	2018 RMB'000 (Note 1)	2019 RMB'000	2020 RMB'000	2021 RMB'000	2022 RMB'000
Total assets	29,869,166	34,207,292	38,911,308	42,022,068	40,343,258
Total liabilities	(10,935,068)	(14,846,300)	(17,090,473)	(19,520,068)	(18,147,643)
Net assets	<u>18,934,098</u>	<u>19,360,992</u>	<u>21,820,835</u>	<u>22,502,000</u>	<u>22,195,615</u>
Attributable to:					
Owners of the Company	18,934,098	19,351,193	21,158,741	21,810,666	21,656,245
Non-controlling interests	<u>–</u>	<u>9,799</u>	<u>662,094</u>	<u>691,334</u>	<u>539,370</u>
	<u>18,934,098</u>	<u>19,360,992</u>	<u>21,820,835</u>	<u>22,502,000</u>	<u>22,195,615</u>

Note:

- (1) In 2019, the Group had applied IFRS 16. Accordingly, certain information for the years ended 31 December 2018 may not be comparable to the years ended 31 December 2019, 2020, 2021 and 2022 as such information was prepared under IAS 17.

Investors Information

STOCK CODES

HKEx: 2018
Bloomberg: 2018: HK
Reuters: 2018.HK
ISIN: KYG2953R1149

2024 Note: 40075
2026 Note: 40699
2031 Note: 40700

MAJOR MARKET INDEXES

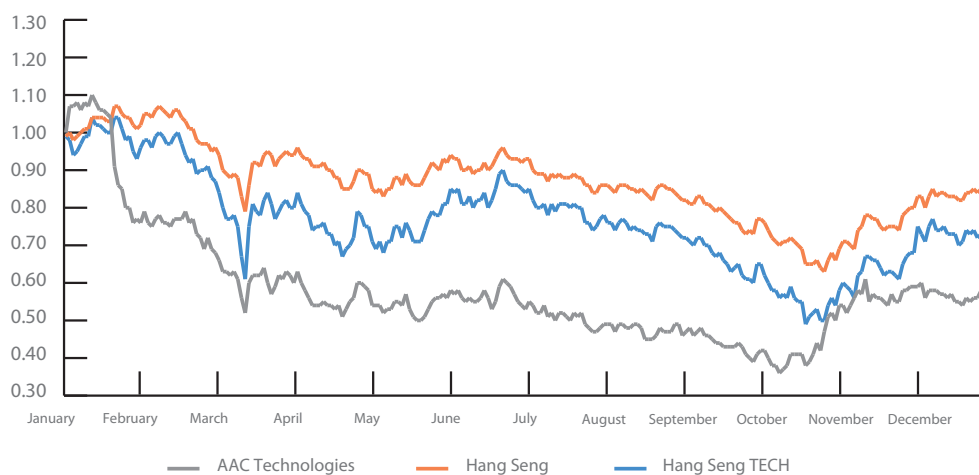
- I. Hang Seng Indexes Company Limited Sub-indexes:
 - TECH Index
 - Composite MidCap Index
 - Composite Industry Index (Industrials)
 - SCHK China Technology Index
- II. Hang Seng ESG Indexes:
 - Corporate Sustainability Benchmark Index
 - ESG 50 Index
- III. Constituent stock of the FTSE4Good Index
- IV. MSCI China Index:
 - China ESG Universal Index
 - MSCI China ESG Leaders Index

MARKET CAPITALIZATION AND SHARE PRICE PERFORMANCE

As at 31 December 2022, the market capitalization of listed shares of the Company was approximately HK\$21.50 billion or US\$2.75 billion based on the total number of 1,203,250,000 issued shares of the Company and the closing price of HK\$17.84 per share.

The daily average number of traded shares was approximately 8.37 million shares over an approximate free float of 705.33 million shares in 2022. The average closing price was HK\$17.88 per share, a decrease of 57.94% when compared with the average of 2021. The highest closing price was HK\$33.75 per share on 12 January 2022 and the lowest was HK\$11.14 per share on 13 October 2022.

1-year relative performance of the Company vs Hang Seng Index from 1 January 2022 to 31 December 2022 is set out below:



Base: 31 December 2022 closing = 1.0
Source: Bloomberg

Investors Information

Based on the publicly available information and as far as the Directors are aware, the Company has maintained a public float of more than 25% of the Company's issued shares throughout the financial period ended 31 December 2022 and has continued to maintain the public float as at the date of this annual report.

KEY DATES FOR SHAREHOLDERS

8-11 May 2023	Book Closure Period for AGM
11 May 2023	2023 AGM
August 2023	2023 Interim Results Announcement

Any changes to these dates in 2023 will be published on the websites of the Stock Exchange and the Company.

FINANCIAL REPORTS

The Company's financial reports are printed in English and Chinese language and are available at the Company's website: www.aactechnologies.com and on the designated website of Hong Kong Exchange and Clearing Limited at www.hkexnews.hk. The registered shareholders who registered directly with Hong Kong branch share registrar and transfer office, Computershare, and the non-registered shareholders who are not directly registered with Computershare but through CCASS, will receive a letter to choose to receive the financial reports in printed form or by electronic means. Both registered shareholders and non-registered shareholders who have chosen to receive the financial reports using electronic means and who for any reason have difficulty in receiving or gaining access to the financial reports will promptly upon request be sent a printed copy free of charge.

Both registered shareholders and non-registered shareholders may at any time change their means of receipt of the financial reports by reasonable notice in writing (not less than seven days) to the Company or Computershare at the address stated in "Corporate Information" of this annual report or via e-mail (aac.ecom@computershare.com.hk).

CONTACT INVESTOR RELATIONS

Address: Unit 1605-7, China Evergrande Centre, 38 Gloucester Road, Wanchai, Hong Kong
Tel: +852 3470 0060
Fax: +852 3470 0103
Email: aac2018@aactechnologies.com

Official IR Wechat Group:



Definition and Glossary

Abbreviations	Meanings
General	
12m ECL	12-month ECL
AAC/AAC Technologies/the Company	AAC Technologies Holdings Inc.
AAC Optics	AAC Optics (Changzhou) Co., Ltd.
ACM	Association for Computing Machinery
AGM	Annual General Meeting
Articles	The articles of association of the Company
Board	The board of directors of the Company
CAPEX	Capital expenditure
CCASS	Central Clearing and Settlement System
CEO	Chief Executive Officer
CG Code	Corporate Governance Code
CGU(s)	Cash-generating unit(s)
Code Provision(s)	Code Provisions of the CG Code
Committees	Committees of the Board
Computershare	Hong Kong branch share registrar and transfer office, Computershare Hong Kong Investor Services Limited
COSO	Committee of Sponsoring Organizations of the Treadway Commission
COVID-19	Novel Coronavirus
CSR	Corporate Social Responsibility
CSRC	The China Securities Regulatory Commission
Deloitte	Deloitte Touche Tohmatsu
Director(s)	The director(s) of the Company
EBITDA	Profit (Earnings) before interest, tax, depreciation and amortization
ECL	Expected credit losses
ED	Executive Director
EGM	Extraordinary General Meeting
EIT Law	Law of the PRC on Enterprise Income Tax
EPS	Earnings per share
ERA	Enterprise Risk Assessment
ERM	Enterprise Risk Management
ESG	Environmental, Social and Governance
FVTOCI	Fair value through other comprehensive income
FVTPL	Fair value through profit or loss
FY 2021	Fiscal year of 2021
FY 2022	Fiscal year of 2022
GRI	Global Reporting Initiative
HKEx/Hong Kong Stock Exchange/ Stock Exchange	The Stock Exchange of Hong Kong Limited
HKICPA	Hong Kong Institute of Certified Public Accountants
HKMA	Hong Kong Monetary Authority
HKASAs	Hong Kong Standards on Auditing
HNTE	High-New Technology Enterprises
Hong Kong Companies Ordinance/CO	The Companies Ordinance (Chapter 622 of the Laws of Hong Kong)
Hong Kong Listing Rules/Listing Rules	The Rules Governing the Listing of Securities on the Stock Exchange of Hong Kong Limited

Definition and Glossary

Abbreviations	Meanings
IAS	International Accounting Standard
IDC	International Data Corporation
IEEE	Institute of Electric and Electronic Engineers
IFRIC	International Financial Reporting Interpretations Committee
IFRSs	International Financial Reporting Standards
INED(s)	Independent non-executive Director(s)
IR	Investor Relations
ISO 14001	The International Standard that specifies requirements for an effective environmental management system (EMS)
ISO 27001	The International Standard that sets out the specification for an information security management system (ISMS)
IT	Information Technology
Memorandum	Memorandum of Association of the Company
Model Code	Model Code for Securities Transactions by Directors of Listed Issuer under Appendix 10 of the Hong Kong Listing Rules
MSCI	Morgan Stanley Capital International
Q4 2022	The fourth quarter of 2022
P/S	Price-to-Sales
ROA	Return on average total assets
ROE	Return on average equity
R&D	Research & Development
SFO	Securities and Futures Ordinance
2016 Share Award Scheme/AAC Share Award Scheme/Scheme	The Employee's Share Award Scheme adopted by the Board on 23 March 2016
Shareholders	The shareholders of the Company
Suzhou Speed	Suzhou Speed Communication Technology Limited, which was renamed as TRM Precision Manufactory (Suzhou) Ltd. on 11 May 2022
The Code	HKICPA's Code of Ethics for Professional Accountants
The Group	AAC Technologies Holdings Inc. and its subsidiaries
Toyo Precision	Toyo Precision Appliance (Kunshan) Co., Ltd., which was renamed as TRM (Kunshan) Technologies Co., Ltd. on 3 August 2022
TTM	Trailing-twelve-month
ppts	Percentage points
QoQ	Quarter-on-Quarter
YoY	Year-on-Year
China/PRC	People's Republic of China
Hong Kong	Hong Kong Special Administrative Region of PRC
US/USA/America	United States of America
HKD/HK\$	Hong Kong dollars, the lawful currency of Hong Kong
RMB	Renminbi, the lawful currency of PRC
SGD	Singapore dollars, the lawful currency of the Republic of Singapore
USD/US\$	US Dollars, the lawful currency of United States

Definition and Glossary

Abbreviations	Meanings
Industry	
AR	Augmented Reality
COBIT	Control Objectives for Information and related Technology
LDS	Laser Direct Structuring
LiDAR	Light Detection and Ranging
MEMS	Micro Electro-Mechanical Systems
OIS	Optical Image Stabilizer
RF	Radio Frequency
SLS	Super Linear Structure
VCM	Voice Coil Motor
VR	Virtual Reality
WLG	Wafer-level glass



瑞聲科技控股有限公司
AAC Technologies Holdings Inc.