




# Performance Highlights



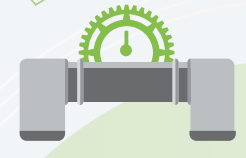
**1,004 MW**  
Generation Capacity -  
Renewable Energy /  
Energy-from-waste



**4,754 MW**  
Generation Capacity -  
Gas-fired



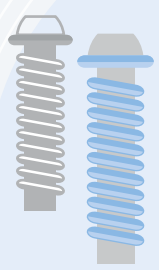
**4,216 MW**  
Generation Capacity -  
Coal / Oil-fired



**114,000 km**  
Gas / Oil Pipeline Length



**400,700 km**  
Power Network Length



**19,192,000**  
Number of Customers



## Financials

	2020 HK\$	2019 HK\$
Profit attributable to shareholders (million)	6,132	7,131
Earnings per share	2.87	3.34
Dividends per share	2.81	2.80
Total equity (million)	84,766	85,492
Cash on hand (million)	5,427	4,876
Debts (million)	3,640	3,319
Net debt to net total capital ratio	Net Cash	Net Cash
S&P credit rating	A / Stable	A / Stable

